

Transition into Adulthood Supplement

2021

The Panel Study of Income Dynamics
The Institute for Social Research
426 Thompson Street
Ann Arbor, MI 48106

Last updated: 1/14/2022

Table of Contents

Coverscreen	1
Interview Start	4
Section A: Community Engagement and Technology Use	5
Section B: Family Relationships, Personality, and Mental Health	11
Section C: Interpersonal Relationships	27
Section D: Employment, Military Service, and Time Use	50
Section E: Past Year Income and Financial Help	99
Section F: Wealth	127
Section G: Education	138
Section H: Health	156
Section K: Discrimination and Peer Influence	210
Section L: Religious and Spiritual Beliefs; Race and Ethnicity	222
Section New Immigrant: Background, Languages Spoken, English Proficiency, Naturalization	226
Interview Close	235
Debriefing Section	236
Address Updates and Respondent Payment	238
Interview End	275

Coverscreen

SecIntro_Start. Whether section started flag.

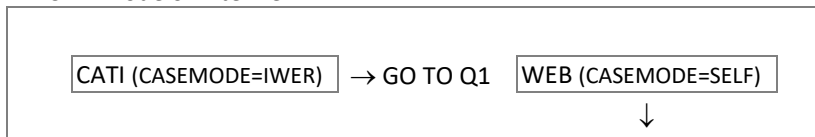
SecIntroDone. After a mode switch, flags whether section completed.

SecIntroLock. After a mode switch, flags whether section locked.

SecIntroMode. Whether interview completed in WEB or CATI flag.

SECTION_INTRO

WELCOME RULE. Mode of Interview



LANG_W. *(WEB ONLY)* This interview is in English. If you prefer to do your interview in a language other than English, an interviewer will contact you as soon as possible. Please indicate which language you prefer for this interview.

GO TO WELCOME



Your response
is required.

Lang_WQuit. Thank you. An interviewer will be in contact with you soon. If you have any questions, please contact us at uofmstudy@umich.edu or 1-866-796-5166.

Please click Finish to exit this interview.

→ EXIT INTERVIEW *(MSMS flags for SRO to contact Respondent)*

WELCOME. *(WEB ONLY)* Welcome to the 2021 Family Economics Study (FES) Transition into Adulthood Study (TAS). Your participation will contribute to a study about life for young adults in the U.S. and how it is changing. For best results, use the 'Next' and 'Previous' buttons instead of 'Enter' and 'Tab' which may work differently with some browsers.

If you decide at any point that you'd rather speak with an interviewer please contact us at uofmsurvey@umich.edu or 1-866-796-5166.

Please click Next to continue.

Q1. *(CATI)* Respondent: [PRELOAD.FIRSTNAME_1 -- PRELOAD.LASTNAME_1]

- Verify that you are speaking to the correct TAS Respondent before proceeding:

Before I get started, I would like to make sure I am speaking with the right person. You are [PRELOAD.FIRSTNAME_1 - PRELOAD.LASTNAME_1]? If No, ASK: Do you ever go by that name?

- If R never goes by the preloaded name, suspend the interview and seek out the correct Respondent
- Minor name corrections can be made in the contact information update screens at the end of the interview

(WEB) We would like to make sure that this interview has reached the right person. Is your name [PRELOAD.FIRSTNAME_1 - PRELOAD.LASTNAME_1], or do you ever go by that name?

If you need to make a change to your name, there will be a chance at the end of the interview.

→ GO TO ELIGCKPT



Q2. (CATI) Respondent: [PRELOAD.FIRSTNAME_1 -- PRELOAD.LASTNAME_1]

Preloaded Birthdate: [PRELOAD.MOBRN/DAYBRN/YRBRN]

Could you please tell me your date of birth?

- ENTER MM/DD/YYYY, with slashes

SIGNAL: Year of birth entered must match the year of the preloaded date. Suspend and speak with a supervisor. Press "Suppress" only under the instruction of a supervisor.

(WEB) What is your date of birth?

Please enter your date of birth as MM/DD/YYYY.

SIGNAL (2nd fail, GO TO ELIGCKPT): The birth date you entered differs from our records. To be sure, please reenter your date of birth.

ELIGCKPT. CAI Checkpoint: Whether R is Eligible for TAS

1. Correct Name, but Birth Year Mismatch/Out of Range ((WELCOME=Continue &) Q1=Yes & (Q2.Year<>Preload.YrBrn & Q2.Year<1993, >2003, =DK/RF/NA))	2. Incorrect Name (Q1=No, DK/RF/NA)	3. Correct Name, but Birth Year Mismatch/Within Range ((WELCOME=Continue &) Q1=Yes & (Q2.Year<>Preload.YrBrn & Q2.Year=1993-2003))	5. All Others
↓		GO TO [(CATI) Q3 / (WEB) Q5 RULE (SRO contact R for verification once IW completed)]	GO TO Q5 RULE

Q3. (CATI) TA Respondent: [PRELOAD.FIRSTNAME_1 -- PRELOAD.LASTNAME_1]

TA Preloaded Birthdate: [PRELOAD.MOBRN/DAYBRN/YRBRN]

R's Reported Birthdate: [[Q2]/Don't Know/Refused]

Unfortunately, [ELIGCKPT=1 & Q2.YEAR>2003: this study requires participants to be 18 years old or older, so we will not be able to interview you this year / ALL OTHERS: the information you have provided differs from what we have in our records. I will have to speak to a supervisor and call you back]. Thank you very much for your time.

1. Suspend → Suspend interview and contact your TL

(WEB) Thank you. There appears to be an error in our records regarding your [ELIGCKPT=1: birth date / ELIGCKPT=2: name]. We will contact you soon to verify our records. Or feel free to contact us at uofmsurvey@umich.edu or 1-866-796-5166.

Please click Finish to exit this interview.

1. Finish → EXIT INTERVIEW (MSMS auto-email R and SRO contact R for verification)

Q5 RULE. Mode of Interview

CATI (CASEMODE=IWER)	WEB (CASEMODE=SELF)	→ GO TO INTERVIEW START
↓		

Q5. (CATI ONLY) VERIFY that R has the Response Booklet with (him/her) for the interview.

Do you have your Response Booklet with you (that we mailed to you with the letter asking for your participation)? We will be using this booklet throughout the interview. On certain questions, I will ask you to refer to a page in the booklet for help in answering the question. (Would you like to go find it?)

- IF R doesn't have the Response Booklet with (him/her) or cannot find it, PROBE: If you're able to connect to the internet you could view the booklet online. The website is <http://fes.isr.umich.edu/TA2021-RB/index.html>

- RECORD whether R has the Response Booklet, is viewing it online, or the interview is being done without the booklet.

1. R has Response Booklet with (him/her)
--

2. R viewing Response Booklet online

3. Interview will be done without Response Booklet
--

END SECTION_INTRO

Interview Start

RECORDEDIWCKPT. CAI Checkpoint: Whether CATI Interview Has Been Flagged for Recording (10%)

<input type="checkbox"/> CATI & Flagged For Recording (CASEMODE=IWER & RECORDIW=1)	<input type="checkbox"/> All Others	→ GO TO VOLSTMT
↓		

RECORDEDIW_CONSENT. We sometimes record interviews to help us maintain quality. Your interview may be recorded for quality control purposes. Do you agree for this interview to be recorded? You can still participate if you do not want your interview to be recorded.

 1. Yes
 5. No

VOLSTMT. (CATI) **VOLUNTARY STATEMENT: READ to Respondent before the interview begins.**

Before I begin, I want you to know that this interview is completely voluntary and confidential. In addition, if we come to any question which you don't want to answer, just let me know and we will go on to the next question. The answers that you give will be kept confidential as described in the Information Sheet.

- If resuming a suspended interview, RE-READ the voluntary statement and ENTER [1] to continue.
- ENTER [1] to continue

 1. Continue → GO TO SECTION A

(WEB) This interview is completely voluntary and confidential. The information you provide online is secure. You are issued with a unique log-in for the survey. The information you give us is downloaded on to secure servers and fully protected and kept confidential.

This interview takes about [R=RP/SP: 50 / R=OFUM: 70] minutes to complete and you will receive [PAYMENTLOAD] once you complete it.

Your responses are extremely important. We rely on you to read each question and answer thoughtfully.

- I agree to read each question and think about my answer before giving it.

 Next→ ASSIGN VOLSTMT=1;
 Commitment Stmt & Next→ ASSIGN
 VOLSTMT=2; THEN GO TO SECTION A

SecVolDone. Whether Volstmt completed.

 1. Yes

SecVolMode. Whether Volstmt completed in WEB or CATI flag.

 1. SELF/WEB
 2. IWER/CATI

RecordIW. Whether interview recorded flag.

 1. Yes
 5. No

Section A: Community Engagement and Technology Use

[TOC](#)

SecA_Start. Whether section started flag.

SecADone. After a mode switch, flags whether section completed.

SecALock. After a mode switch, flags whether section locked.

SecAMode. Whether interview completed in WEB or CATI flag.

SECTION_A

A1CKPT. CAI Checkpoint: Whether Respondent is PSID Respondent and Reference Person or Spouse/Partner

<input type="text" value="1. RP/SP and PSID R (PRELOAD.HWQW=1, 2, 3 and PRELOAD.RSTATUS=1)"/>	→ GO TO A2	<input type="text" value="5. All Others"/>
		↓

Life Satisfaction

PSID A3 modified

A1. (CATI) [Page 1](#)

We'd like to start by asking you about life in general. Please think about your life as a whole. How satisfied are you with it? Are you completely satisfied, very satisfied, somewhat satisfied, not very satisfied, or not at all satisfied?

(WEB) Please think about your life as a whole. How satisfied are you with it?

Art, Music, Theater

A2. (CATI) I would like to ask you about things you like to do in your free time. In the last 12 months, have you participated in any organized activities related to art, music, or the theater?

- If R attended an activity but did not participate, ENTER [5]

(WEB) In the LAST 12 MONTHS, have you PARTICIPATED in any ORGANIZED activities related to art, music, or the theater?

If you attended an activity but did not participate, please select "No".

→ GO TO A5

↓

A3. (CATI/WEB) What activities are those?

A4. (CATI) [Page 2](#)

During the last 12 months, about how often did you participate in any organized activity related to art, music, or the theater?

Would you say less than once a month, at least once a month, once a week, several times a week, almost every day, or every day?

- If R attended an activity but did not participate, ENTER [1]

(WEB) During the last 12 months, about how often did you PARTICIPATE in any ORGANIZED activity related to art, music, or the theater?

If you attended an activity but did not participate, please select "Less than once a month".

1. Less than once a month	2. At least once a month	3. Once a week
4. Several times a week	5. Almost every day	6. Every day

Athletic or Sports Teams

A5. (CATI/WEB) Were you a member of any athletic or sports teams in the last 12 months?

1. Yes	5. No	→ GO TO A7
--------	-------	------------



A6. (CATI) [Page 2](#)

During the last 12 months, how often did you spend time on athletic or sports teams?

Would you say less than once a month, at least once a month, once a week, several times a week, almost every day, or every day while the program lasted?

(WEB) During the last 12 months, how often did you spend time on athletic or sports teams?

1. Less than once a month	2. At least once a month	3. Once a week
4. Several times a week	5. Almost every day	6. Every day

School Clubs, Student Gov't

A7. (CATI) In the last 12 months, were you involved with any high school or college clubs or student government?

1. Yes	5. No	6. Not in school (IF VOL)	DK/RF
--------	-------	---------------------------	-------



GO TO A9CKPT

(WEB) In the last 12 months, were you involved with any high school or college clubs or student government?

1. Yes	5. No	6. I have not attended school in the last 12 months	NA
--------	-------	---	----



GO TO A9CKPT

A8. (CATI) [Page 2](#)

(During the last 12 months,) about how often were you involved (in high school or college clubs or student government)?

Would you say less than once a month, at least once a month, once a week, several times a week, almost every day, or every day?

(WEB) During the last 12 months, about how often were you involved in high school or college clubs or student government?

1. Less than once a month	2. At least once a month	3. Once a week
4. Several times a week	5. Almost every day	6. Every day

Political Involvement

A9CKPT. CAI Checkpoint: Whether Respondent Eligible to Vote in PYEAR Elections

1. 18+ by 2020 Election (Q2<11/04/2003)	5. All Others	→ GO TO A10
--	---------------	-------------

↓

A9. (CATI/WEB) Did you vote in the national election last November [PYEAR] that was held to elect the President?

1. Yes 5. No


A10. (CATI/WEB) During the last 12 months, were you involved in any political groups, solidarity or ethnic-support groups, or social-action groups?

1. Yes 5. No → GO TO A13



A11. (CATI/WEB) Which groups?

String 500

A12. (CATI)  Page 2

During the last 12 months, about how often were you involved in these groups (political, solidarity, ethnic-support, or social-action groups)?

(Would you say less than once a month, at least once a month, once a week, several times a week, almost every day, or every day?)

(WEB) During the last 12 months, about how often were you involved in these political, solidarity, ethnic-support, or social-action groups?

1. Less than once a month 2. At least once a month 3. Once a week
4. Several times a week 5. Almost every day 6. Every day

Volunteering, Community Service

A13. (CATI) (During the last 12 months,) did you do any unpaid volunteer or community service work?

(WEB) During the last 12 months, did you do any unpaid volunteer or community service work?


1. Yes 5. No → GO TO A16A



A14 RULE. Mode of Interview

CATI (CASEMODE=IWER) WEB (CASEMODE=SELF) → GO TO A14_W



A14. (CATI)  Page 3

Which types of organizations have you been involved with (in your volunteer or community service work in the last 12 months)?

- ENTER all that apply
- PROBE: Anything else?

1. Organizations that help children and youth
2. Organizations that help senior citizens
3. Religious groups, including your place of worship
4. Environmental, recycling, or conservation groups
5. Organizations that help families in need of basic necessities
6. Hospitals and other organizations that promote health, care for the sick, or fight specific diseases
7. Organizations to bring about social change
9. Organizations that help animals, animal shelters, or animal rescues
97. Other-specify (A14SPEC. What other type of organization is that? (String 500))

GO TO A15

A14_W. (WEB) Which types of organizations have you been involved with in your volunteer or community service work in the last 12 months?

A14_W1.	Organizations that help children and youth	1. Yes	5. No
A14_W2.	Organizations that help senior citizens	1. Yes	5. No
A14_W3.	Your place of worship	1. Yes	5. No
A14_W4.	Environmental, recycling, or conservation groups	1. Yes	5. No
A14_W5.	Organizations that help people in need of basic necessities	1. Yes	5. No
A14_W6.	Organizations that help people in poor health	1. Yes	5. No
A14_W7.	Organizations to bring about social change	1. Yes	5. No
A14_W9.	Organizations that help animals, animal shelters, or animal rescues	1. Yes	5. No
A14_W97.	Other type of organization— <i>Please specify:</i> (A14_WSPEC (String 500))	1. Yes	5. No

A15. (CATI) [Page 4](#)

(During the last 12 months,) about how often did you participate (in volunteer or community service work)?

(Would you say less than once a month, at least once a month, once a week, several times a week, almost every day, or every day?)

(WEB) During the last 12 months, about how often did you participate in volunteer or community service work?

1. Less than once a month	2. At least once a month	3. Once a week
4. Several times a week	5. Almost every day	6. Every day

TV, Newspaper, Magazine, Other Reading

A16A, A16B, A16C

(CATI) A16A. [Page 5](#)

During the last 12 months, about how often did you watch news on TV or the internet, or read a newspaper or news magazine?

Would you say every day, a few times a week, once a week, less than once a week, or never?

1. Every day	2. A few times a week	3. Once a week	4. Less than once a week	5. Never
--------------	-----------------------	----------------	--------------------------	----------

A16B. [Page 5](#)

(During the last 12 months, about how often did you...)

Do other reading for pleasure?

(Would you say every day, a few times a week, once a week, less than once a week, or never?)

1. Every day	2. A few times a week	3. Once a week	4. Less than once a week	5. Never
--------------	-----------------------	----------------	--------------------------	----------

A16C. [Page 5](#)

(During the last 12 months, about how often did you...)

Watch shows on TV or the internet, other than the news?

(Would you say every day, a few times a week, once a week, less than once a week, or never?)

1. Every day	2. A few times a week	3. Once a week	4. Less than once a week	5. Never
--------------	-----------------------	----------------	--------------------------	----------

(WEB) During the last 12 months, about how often did you do any of the following?

A16A.

Every day	A few times a week	Once a week	Less than once a week	Never
1	2	3	4	5

Watch news on TV or the internet, or read a newspaper or news magazine

A16B. Do other reading for pleasure

1	2	3	4	5
---	---	---	---	---

A16C. Watch shows on TV or the internet, other than the news

1	2	3	4	5
---	---	---	---	---

Electronic Devices Owned

A17. (CATI/WEB) Do you have a cell phone?

1. Yes 5. No → GO TO A20



Electronic Device Use

A18. (CATI) Is that a smartphone like an iPhone or an Android (that connects to the internet)?

1. Yes 5. No 7. Has smartphone, but no data plan or WiFi (IF VOL)

(WEB) Is that a smartphone like an iPhone or an Android that connects to the internet?

1. Yes 5. No 7. I have a smartphone, but no data plan or WiFi

A20. (CATI) Do you have a tablet computer (like an Apple iPad, Amazon Fire, or Samsung Galaxy Tab)?

(WEB) Do you have a tablet computer like an Apple iPad, Amazon Fire, or Samsung Galaxy Tab?

1. Yes 5. No

A19. (CATI/WEB) Do you have a desktop or laptop computer at home?

1. Yes 5. No

A23A, A23B, A23C, A23D, A23E

(CATI) A23A. [Page 5](#)

In the past 30 days, how often have you used a computer or other electronic device (such as a tablet, smartphone or gaming console) to play games?

Would you say every day, a few times a week, once a week, less than once a week or never?

1. Every day 2. A few times a week 3. Once a week 4. Less than once a week 5. Never

A23B. [Page 5](#)

In the past 30 days how often have you...

Sent or received email?

(Would you say every day, a few times a week, once a week, less than once a week or never?)

1. Every day 2. A few times a week 3. Once a week 4. Less than once a week 5. Never

A23C. [Page 5](#)

(In the past 30 days how often have you...)

Sent or received text messages?

(Would you say every day, a few times a week, once a week, less than once a week or never?)

1. Every day 2. A few times a week 3. Once a week 4. Less than once a week 5. Never

A23D. [Page 5](#)

(In the past 30 days how often have you...)

Interacted with friends or family on a social media site (like Youtube, Facebook, Instagram, or Snapchat)?

(Would you say every day, a few times a week, once a week, less than once a week or never?)

1. Every day 2. A few times a week 3. Once a week 4. Less than once a week 5. Never

A23E.  Page 5

(In the past 30 days, how often have you...)


Followed topics or people, other than friends or family, on websites, blogs, or social media sites (like Facebook, Instagram, or Twitter)?

(Would you say every day, a few times a week, once a week, less than once a week or never?)

1. Every day 2. A few times a week 3. Once a week 4. Less than once a week 5. Never

(WEB) In the PAST 30 DAYS, how often have you done any of the following?

	Every day	A few times a week	Once a week	Less than once a week	Never
A23A. Used a computer or other electronic device such as a tablet, smartphone or gaming console to play games	1	2	3	4	5
A23B. Sent or received email	1	2	3	4	5
A23C. Sent or received text messages	1	2	3	4	5
A23D. Interacted with friends or family on a social media site (like Youtube, Facebook, Instagram, or Snapchat)	1	2	3	4	5
A23E. Followed topics or people, other than friends or family, on websites, blogs, or social media sites	1	2	3	4	5

A23F. (CATI)  Page 5

(In the past 30 days, how often have you...)

Used the internet for research for school work done at school or at home?

(Would you say every day, a few times a week, once a week, less than once a week or never?)

- IF R says Did not go to school in the past 30 days, ENTER [6]


1. Every day 2. A few times a week 3. Once a week 4. Less than once a week 5. Never

6. Not in school in past 30 days (IF VOL)

(WEB) In the past 30 days, how often have you used the internet for research for school work done at school or at home?

1. Every day 2. A few times a week 3. Once a week 4. Less than once a week 5. Never

6. I did not attend school in the past 30 days

A23G. (CATI)  Page 5

(In the past 30 days, how often have you...)

Used the internet for job-related activities and duties? (Would you say every day, a few times a week, once a week, less than once a week or never?)

- IF R says Did not work in the past 30 days, ENTER [6]

1. Every day 2. A few times a week 3. Once a week 4. Less than once a week 5. Never

6. Not working in past 30 days (IF VOL)

(WEB) In the past 30 days, how often have you used the internet for job-related activities and duties?

1. Every day 2. A few times a week 3. Once a week 4. Less than once a week 5. Never

6. I did not work in the past 30 days

END SECTION_A

Section B: Family Relationships, Personality, and Mental Health TOC

SecB_Start. Whether section started flag.

1. Yes

SecBDone. After a mode switch, flags whether section completed.

1. Yes

SecBLock. After a mode switch, flags whether section locked.

1. Yes


SecBMode. Whether interview completed in WEB or CATI flag.

1. SELF/WEB 2. IWER/CATI

SECTION_B

Living Situation

B15, B16

(CATI) B15.  Page 6

During September [PYEAR] through April [CYEAR], where did you live most of the time?

- Home includes house, condominium, apartment, mobile home, etc.
- Read list if needed or R is not using the Response booklet replacing “R” with “you”, pausing after each option to allow R to respond

1. Home owned by R and/or R’s spouse/partner
2. Home or room rented by R and/or R’s spouse/partner
10. Home or room owned or rented by some other relative or friend
3. With R’s parents in parents’ home
4. With R’s spouse/partner’s parents in parents’ home
5. Home owned or rented by R’s parents or R’s spouse/partner’s parents
6. College dorm or residence hall
8. College fraternity or sorority
9. Military base or other work related housing
97. Other-specify (B15SPEC. Specify (String 500))

(WEB) During September [PYEAR] through April [CYEAR], where did you live MOST of the time?

“Home” includes house, condominium, apartment, mobile home, etc.

1. In a home owned by you and/or your spouse/partner
2. In a home or room rented by you and/or your spouse/partner
10. In a home or room owned or rented by some other relative or friend
3. With your parents in their home
4. With your spouse/partner’s parents in their home
5. In a home owned or rented by your parents or your spouse/partner’s parents
6. In a college dorm or residence hall
8. In a college fraternity or sorority
9. At a military base or other work related housing
97. Other - Please specify: (B15SPEC (String 500))

B16.  Page 6

Sept [PYEAR] - April [CYEAR]: [B15]

During May through August [CYEAR], where did you live most of the time?

- Home includes house, condominium, apartment, mobile home, etc.
- Read list if needed or R is not using the Response booklet replacing “R” with “you”, pausing after each option to allow R to respond

1. Home owned by R and/or R’s spouse/partner
2. Home or room rented by R and/or R’s spouse/partner
10. Home or room owned or rented by some other relative or friend
3. With R’s parents in parents’ home
4. With R’s spouse/partner’s parents in parents’ home
5. Home owned or rented by R’s parents or R’s spouse/partner’s parents
6. College dorm or residence hall
8. College fraternity or sorority
9. Military base or other work related housing
97. Other-specify (B16SPEC. Specify (String 500))

(WEB) During May through August [CYEAR], where did you live MOST of the time?

“Home” includes house, condominium, apartment, mobile home, etc.


1. In a home owned by you and/or your spouse/partner
2. In a home or room rented by you and/or your spouse/partner
10. Home or room owned or rented by some other relative or friend
3. With your parents in their home
4. With your spouse/partner’s parents in their home
5. In a home owned or rented by your parents or your spouse/partner’s parents
6. In a college dorm or residence hall
8. In a college fraternity or sorority
9. At a military base or other work related housing
97. Other - Please specify: (B16SPEC (String 500))

Responsibility

B17ACKPT. CAI Checkpoint: Respondent Age

1. 18-24 Years Old (RAGE (Q2) =18-24)	5. All Others	→ GO TO B18A
↓		

B17A, B17B, B17C, B17D

(CATI) B17A.  Page 7

How much responsibility do you currently take for earning your own living?

Would you say someone else is completely responsible for this, responsibility is shared between you and someone else, or you are completely responsible for this?

- Whatever it means to you IS allowed

1. Someone else is completely responsible for this
2. Responsibility is shared between me and someone else

3. I am completely responsible for this

B17B.  Page 7

(How much responsibility do you currently take for...)

Paying your (share of the) rent or mortgage?

(Would you say someone else is completely responsible for this, responsibility is shared between you and someone else, or you are completely responsible for this?)

- [Whatever it means to you IS allowed](#)

1. Someone else is completely responsible for this

2. Responsibility is shared between me and someone else

3. I am completely responsible for this

B17C.  Page 7

(How much responsibility do you currently take for...)

Paying your (share of the) bills?

(Would you say someone else is completely responsible for this, responsibility is shared between you and someone else, or you are completely responsible for this?)

- [Whatever it means to you IS allowed](#)

1. Someone else is completely responsible for this

2. Responsibility is shared between me and someone else

3. I am completely responsible for this

B17D.  Page 7

(How much responsibility do you currently take for...)

Managing your money?

(Would you say someone else is completely responsible for this, responsibility is shared between you and someone else, or you are completely responsible for this?)

- [Whatever it means to you IS allowed](#)

1. Someone else is completely responsible for this

2. Responsibility is shared between me and someone else


3. I am completely responsible for this

(WEB) How much responsibility do you currently take for the following?

	Someone else is completely responsible for this	Responsibility is shared between me and someone else	I am completely responsible for this
B17A. Earning your own living	1	2	3
B17B. Paying your (share of the) rent or mortgage	1	2	3
B17C. Paying your (share of the) bills	1	2	3
B17D. Managing your money	1	2	3

MIDUS Languishing and Flourishing

B18A, B18B, B18C, B18D, B18E, B18F, B18G

(CATI) B18A.  Page 8

These next questions are about how you have been feeling in the last month. In the last month, how often did you feel happy?

Would you say never, once or twice, about once a week, 2 or 3 times a week, almost every day, or every day?

- [Whatever it means to you IS allowed](#)

1. Never	2. Once or twice	3. About once a week
4. 2 or 3 times a week	5. Almost every day	6. Every day

B18B.  Page 8

(In the last month, how often did you feel...)

Interested in life?

(Would you say never, once or twice, about once a week, 2 or 3 times a week, almost every day, or every day?)

- [Whatever it means to you IS allowed](#)

1. Never	2. Once or twice	3. About once a week
4. 2 or 3 times a week	5. Almost every day	6. Every day

B18C.  Page 8

(In the last month, how often did you feel...)

Satisfied?

(Would you say never, once or twice, about once a week, 2 or 3 times a week, almost every day, or every day?)

- [Whatever it means to you IS allowed](#)

1. Never	2. Once or twice	3. About once a week
4. 2 or 3 times a week	5. Almost every day	6. Every day

B18D.  Page 8

(In the last month, how often did you feel...)

That you had something important to contribute to society?

(Would you say never, once or twice, about once a week, 2 or 3 times a week, almost every day, or every day?)

- [Whatever it means to you IS allowed](#)

1. Never	2. Once or twice	3. About once a week
4. 2 or 3 times a week	5. Almost every day	6. Every day

B18E.  Page 8

In the last month, how often did you feel...)

That you belonged to a community like a social group, your school, or your neighborhood?

(Would you say never, once or twice, about once a week, 2 or 3 times a week, almost every day, or every day?)

- [Whatever it means to you IS allowed](#)

1. Never	2. Once or twice	3. About once a week
4. 2 or 3 times a week	5. Almost every day	6. Every day

B18F.  Page 8

(In the last month, how often did you feel...)

That our society is becoming a better place?

(Would you say never, once or twice, about once a week, 2 or 3 times a week, almost every day, or every day?)

- [Whatever it means to you IS allowed](#)

1. Never	2. Once or twice	3. About once a week
4. 2 or 3 times a week	5. Almost every day	6. Every day

B18G.  Page 8

(In the last month, how often did you feel...)

That people are basically good?

(Would you say never, once or twice, about once a week, 2 or 3 times a week, almost every day, or every day?)

- [Whatever it means to you IS allowed](#)

1. Never	2. Once or twice	3. About once a week
4. 2 or 3 times a week	5. Almost every day	6. Every day

(WEB) In the LAST MONTH how often did you feel each of the following?

	Never	Once or twice	About once a week	2 or 3 times a week	Almost every day	Every day
B18A. Happy	1	2	3	4	5	6
B18B. Interested in life	1	2	3	4	5	6
B18C. Satisfied	1	2	3	4	5	6
B18D. You had something important to contribute to society	1	2	3	4	5	6
B18E. You belonged to a community like a social group, your school, or your neighborhood	1	2	3	4	5	6
B18F. Our society is becoming a better place	1	2	3	4	5	6
B18G. People are basically good	1	2	3	4	5	6

B18H, B18J, B18K, B18L, B18M, B18N, B18O

(CATI) B18H. [Page 8](#)

(In the last month, how often did you feel...)

That the way our society works made sense?

(Would you say never, once or twice, about once a week, 2 or 3 times a week, almost every day, or every day?)

- **Whatever it means to you IS allowed**

1. Never	2. Once or twice	3. About once a week
4. 2 or 3 times a week	5. Almost every day	6. Every day

B18J. [Page 8](#)

(In the last month, how often did you feel...)

Good at managing the responsibilities of your daily life?

(Would you say never, once or twice, about once a week, 2 or 3 times a week, almost every day, or every day?)

- **Whatever it means to you IS allowed**

1. Never	2. Once or twice	3. About once a week
4. 2 or 3 times a week	5. Almost every day	6. Every day

B18K. [Page 8](#) (In the last month, how often did you feel...)

That you have warm and trusting relationships with other people?

(Would you say never, once or twice, about once a week, 2 or 3 times a week, almost every day, or every day?)

- **Whatever it means to you IS allowed**

1. Never	2. Once or twice	3. About once a week
4. 2 or 3 times a week	5. Almost every day	6. Every day

B18L. [Page 8](#)

(In the last month, how often did you feel...)

That you have experiences that challenged you to grow or become a better person?

(Would you say never, once or twice, about once a week, 2 or 3 times a week, almost every day, or every day?)

- **Whatever it means to you IS allowed**

1. Never	2. Once or twice	3. About once a week
4. 2 or 3 times a week	5. Almost every day	6. Every day

B18M.  Page 8

(In the last month, how often did you feel...)

Confident to think or express your own ideas and opinions?

(Would you say never, once or twice, about once a week, 2 or 3 times a week, almost every day, or every day?)

- **Whatever it means to you IS allowed**

1. Never	2. Once or twice	3. About once a week
4. 2 or 3 times a week	5. Almost every day	6. Every day

B18N.  Page 8

(In the last month, how often did you feel...)

That you liked your personality?

(Would you say never, once or twice, about once a week, 2 or 3 times a week, almost every day, or every day?)

- **Whatever it means to you IS allowed**

1. Never	2. Once or twice	3. About once a week
4. 2 or 3 times a week	5. Almost every day	6. Every day

B18O.  Page 8

(In the last month, how often did you feel...)

That your life had a direction or purpose?

(Would you say never, once or twice, about once a week, 2 or 3 times a week, almost every day, or every day?)

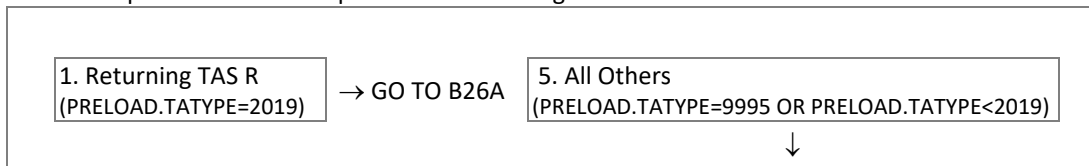
- **Whatever it means to you IS allowed**

1. Never	2. Once or twice	3. About once a week
4. 2 or 3 times a week	5. Almost every day	6. Every day

(WEB) In the LAST MONTH how often did you feel each of the following?

	Never	Once or twice	About once a week	2 or 3 times a week	Almost every day	Every day
B18H. The way our society works made sense	1	2	3	4	5	6
B18J. Good at managing the responsibilities of your daily life	1	2	3	4	5	6
B18K. You have warm and trusting relationships with other people	1	2	3	4	5	6
B18L. You have experiences that challenged you to grow or become a better person	1	2	3	4	5	6
B18M. Confident to think or express your own ideas and opinions	1	2	3	4	5	6
B18N. You liked your personality	1	2	3	4	5	6
B18O. Your life had a direction or purpose	1	2	3	4	5	6

B19CKPT. CAI Checkpoint: Whether Respondent is Returning R



NOTE: TBD if the Big 5 will be asked again in 2023 to all respondents (4-year periodicity).

Big 5 Personality GSOEP


INTRO_B19. Next I'm going to read different qualities that a person can have.

On a scale from 1 to 7, where 1 means "does not describe me at all", and 7 means "describes me perfectly", please tell me how much each of the following statements describes you.

- ENTER [1] to continue

1. Continue

B19A, B19B, B19C, B19D, B19E, B19F, B19G

(CATI) B19A.  Page 9

First, "I am a thorough worker"

On a scale from 1 to 7, where 1 means "does not describe me at all", and 7 means "describes me perfectly" how much does this describe you?

- Whatever it means to you IS allowed

1. Does not describe me at all 7. Describes me perfectly

B19B.  Page 9

(Next,) "I am communicative, talkative"

(On a scale from 1 to 7, where 1 means "does not describe me at all", and 7 means "describes me perfectly".)

- Whatever it means to you IS allowed

1. Does not describe me at all 7. Describes me perfectly

B19C.  Page 9

(Next,) "I am sometimes a bit rude to others"

(On a scale from 1 to 7, where 1 means "does not describe me at all", and 7 means "describes me perfectly".)

- Whatever it means to you IS allowed

1. Does not describe me at all 7. Describes me perfectly

B19D.  Page 9

(Next,) "I am original, someone who comes up with new ideas"

(On a scale from 1 to 7, where 1 means "does not describe me at all", and 7 means "describes me perfectly".)

- Whatever it means to you IS allowed

1. Does not describe me at all 7. Describes me perfectly

B19E.  Page 9

(Next,) "I am a worrier"

(On a scale from 1 to 7, where 1 means "does not describe me at all", and 7 means "describes me perfectly".)

- Whatever it means to you IS allowed

1. Does not describe me at all 7. Describes me perfectly

B19F.  Page 9

(Next,) "I am forgiving"

(On a scale from 1 to 7, where 1 means "does not describe me at all", and 7 means "describes me perfectly".)

- Whatever it means to you IS allowed

1. Does not describe me at all 7. Describes me perfectly

B19G.  Page 9

(Next,) "I am somewhat lazy"

(On a scale from 1 to 7, where 1 means "does not describe me at all", and 7 means "describes me perfectly".)

- Whatever it means to you IS allowed

1. Does not describe me at all 2 3 4 5 6 7. Describes me perfectly

(WEB) Next, we'll present qualities a person can have. Overall, how much does each of the following statements describe you?

	1	2	3	4	5	6	7
	Does not describe me at all						Describes me perfectly
B19A. I am a thorough worker	1	2	3	4	5	6	7
B19B. I am communicative, talkative	1	2	3	4	5	6	7
B19C. I am sometimes a bit rude to others	1	2	3	4	5	6	7
B19D. I am original, someone who comes up with new ideas	1	2	3	4	5	6	7
B19E. I am a worrier	1	2	3	4	5	6	7
B19F. I am forgiving	1	2	3	4	5	6	7
B19G. I am somewhat lazy	1	2	3	4	5	6	7

B19H, B19J, B19K, B19L, B19M, B19N, B19O, B19P, B19Q

(CATI) B19H. Page 9

(Next,) "I am outgoing, sociable"

(On a scale from 1 to 7, where 1 means "does not describe me at all", and 7 means "describes me perfectly".)

- [Whatever it means to you IS allowed](#)

1. Does not describe me at all 2 3 4 5 6 7. Describes me perfectly

B19J. Page 9

(Next,) "I am someone who values artistic, aesthetic experiences"

(On a scale from 1 to 7, where 1 means "does not describe me at all", and 7 means "describes me perfectly".)

- [Whatever it means to you IS allowed](#)

1. Does not describe me at all 2 3 4 5 6 7. Describes me perfectly

B19K. Page 9

(Next,) "I am nervous"

(On a scale from 1 to 7, where 1 means "does not describe me at all", and 7 means "describes me perfectly".)

- [Whatever it means to you IS allowed](#)

1. Does not describe me at all 2 3 4 5 6 7. Describes me perfectly

B19L. Page 9

(Next,) "I am effective and efficient in completing tasks"

(On a scale from 1 to 7, where 1 means "does not describe me at all", and 7 means "describes me perfectly".)

- [Whatever it means to you IS allowed](#)

1. Does not describe me at all 2 3 4 5 6 7. Describes me perfectly

B19M. Page 9

(Next,) "I am reserved"

(On a scale from 1 to 7, where 1 means "does not describe me at all", and 7 means "describes me perfectly".)

- [Whatever it means to you IS allowed](#)

1. Does not describe me at all 2 3 4 5 6 7. Describes me perfectly

B19N. Page 9

(Next,) "I am considerate and kind to others"

(On a scale from 1 to 7, where 1 means "does not describe me at all", and 7 means "describes me perfectly".)

- Whatever it means to you IS allowed

1. Does not describe me at all	2	3	4	5	6	7. Describes me perfectly
--------------------------------	---	---	---	---	---	---------------------------

B19O. Page 9

(Next,) "I am imaginative"

(On a scale from 1 to 7, where 1 means "does not describe me at all", and 7 means "describes me perfectly".)

- Whatever it means to you IS allowed

1. Does not describe me at all	2	3	4	5	6	7. Describes me perfectly
--------------------------------	---	---	---	---	---	---------------------------

B19P. Page 9

(Next,) "I am relaxed, able to deal with stress"

(On a scale from 1 to 7, where 1 means "does not describe me at all", and 7 means "describes me perfectly".)

- Whatever it means to you IS allowed

1. Does not describe me at all	2	3	4	5	6	7. Describes me perfectly
--------------------------------	---	---	---	---	---	---------------------------

B19Q. Page 9

(Finally,) "I am eager for knowledge"

(On a scale from 1 to 7, where 1 means "does not describe me at all", and 7 means "describes me perfectly".)

- Whatever it means to you IS allowed

1. Does not describe me at all	2	3	4	5	6	7. Describes me perfectly
--------------------------------	---	---	---	---	---	---------------------------

(WEB) Next, we'll present qualities a person can have. Overall, how much does each of the following statements describe you?

	1	2	3	4	5	6	7
	Does not describe me at all						Describes me perfectly
B19H. I am outgoing, sociable	1	2	3	4	5	6	7
B19J. I am someone who values artistic, aesthetic experiences	1	2	3	4	5	6	7
B19K. I am nervous	1	2	3	4	5	6	7
B19L. I am effective and efficient in completing tasks	1	2	3	4	5	6	7
B19M. I am reserved	1	2	3	4	5	6	7
B19N. I am considerate and kind to others	1	2	3	4	5	6	7
B19O. I am imaginative	1	2	3	4	5	6	7
B19P. I am relaxed, able to deal with stress	1	2	3	4	5	6	7
B19Q. I am eager for knowledge	1	2	3	4	5	6	7

Public Skills

B26A, B26B, B26C, B26D

(CATI) B26A. Page 10

These next questions are about how you have been feeling. How often do you feel nervous when meeting new people?

Would you say never, rarely, sometimes, often, almost always or always?

- Whatever it means to you IS allowed

1. Never	2. Rarely	3. Sometimes	4. Often	5. Almost always or always
----------	-----------	--------------	----------	----------------------------

B26B. Page 10

(How often do you...)

Feel shy?

(Would you say never, rarely, sometimes, often, almost always or always?)

- [Whatever it means to you IS allowed](#)

1. Never	2. Rarely	3. Sometimes	4. Often	5. Almost always or always
----------	-----------	--------------	----------	----------------------------

B26C. [Page 10](#)

(How often do you...)

Feel self-conscious when you're around people?

(Would you say never, rarely, sometimes, often, almost always or always?)

- [Whatever it means to you IS allowed](#)

1. Never	2. Rarely	3. Sometimes	4. Often	5. Almost always or always
----------	-----------	--------------	----------	----------------------------

B26D. [Page 10](#)

(How often do you...)

Feel nervous about performing in front of others or making a presentation?

(Would you say never, rarely, sometimes, often, almost always or always?)

- [Whatever it means to you IS allowed](#)

1. Never	2. Rarely	3. Sometimes	4. Often	5. Almost always or always
----------	-----------	--------------	----------	----------------------------

(WEB) How often do you feel each of the following?

Never Rarely Sometimes Often Almost always or always

B26A. Nervous when meeting new people

1	2	3	4	5
---	---	---	---	---

B26B. Shy

1	2	3	4	5
---	---	---	---	---

B26C. Self-conscious when you're around people

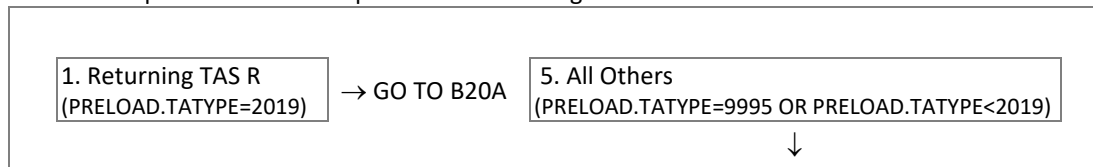
1	2	3	4	5
---	---	---	---	---

B26D. Nervous about performing in front of others or making a presentation

1	2	3	4	5
---	---	---	---	---

Rosenberg Self-Esteem Scale

B27ACKPT. CAI Checkpoint: Whether Respondent is Returning R



B27A, B27B, B27C, B27D, B27E

(CATI) B27A. [Page 11](#)

Next, please tell me your level of agreement with each of the following statements.

I feel that I'm a person of worth, at least on an equal basis with others.

Would you say you strongly disagree, disagree, agree, or strongly agree?

- [Whatever it means to you IS allowed](#)

1. Strongly disagree	2. Disagree	3. Agree	4. Strongly agree
----------------------	-------------	----------	-------------------

B27B. [Page 11](#)

(Please tell me your level of agreement with each of the following statements.)

I feel that I have a number of good qualities.

(Would you say you strongly disagree, disagree, agree, or strongly agree?)

- [Whatever it means to you IS allowed](#)

1. Strongly disagree 2. Disagree 3. Agree 4. Strongly agree

B27C.  Page 11

(Please tell me your level of agreement with each of the following statements.)

All in all, I am inclined to feel that I am a failure.

(Would you say you strongly disagree, disagree, agree, or strongly agree?)

- [Whatever it means to you IS allowed](#)

1. Strongly disagree 2. Disagree 3. Agree 4. Strongly agree

B27D.  Page 11

(Please tell me your level of agreement with each of the following statements.)

I am able to do things as well as most other people.

(Would you say you strongly disagree, disagree, agree, or strongly agree?)

- [Whatever it means to you IS allowed](#)

1. Strongly disagree 2. Disagree 3. Agree 4. Strongly agree

B27E.  Page 11

(Please tell me your level of agreement with each of the following statements.)

I feel I do not have much to be proud of.

(Would you say you strongly disagree, disagree, agree, or strongly agree?)

- [Whatever it means to you IS allowed](#)

1. Strongly disagree 2. Disagree 3. Agree 4. Strongly agree

(WEB) Please select your level of agreement with each of the following statements.

- B27A. I feel that I'm a person of worth, at least on an equal basis with others
- B27B. I feel that I have a number of good qualities
- B27C. All in all, I am inclined to feel that I am a failure
- B27D. I am able to do things as well as most other people
- B27E. I feel I do not have much to be proud of

Strongly disagree	Disagree	Agree	Strongly agree
1	2	3	4
1	2	3	4
1	2	3	4
1	2	3	4
1	2	3	4

B27F, B27G, B27H, B27J, B27K

(CATI) B27F  Page 11

(Please tell me your level of agreement with each of the following statements.)

I take a positive attitude toward myself.

(Would you say you strongly disagree, disagree, agree, or strongly agree?)

- [Whatever it means to you IS allowed](#)

1. Strongly disagree 2. Disagree 3. Agree 4. Strongly agree

B27G.  Page 11

(Please tell me your level of agreement with each of the following statements.)

On the whole, I am satisfied with myself.

(Would you say you strongly disagree, disagree, agree, or strongly agree?)

- [Whatever it means to you IS allowed](#)

1. Strongly disagree 2. Disagree 3. Agree 4. Strongly agree

B27H.  Page 11

(Please tell me your level of agreement with each of the following statements.)

I wish I could have more respect for myself.
 (Would you say you strongly disagree, disagree, agree, or strongly agree?)

- [Whatever it means to you IS allowed](#)

1. Strongly disagree	2. Disagree	3. Agree	4. Strongly agree
----------------------	-------------	----------	-------------------

B27J. [Page 11](#)

(Please tell me your level of agreement with each of the following statements.)

I certainly feel useless at times.

(Would you say you strongly disagree, disagree, agree, or strongly agree?)

- [Whatever it means to you IS allowed](#)

1. Strongly disagree	2. Disagree	3. Agree	4. Strongly agree
----------------------	-------------	----------	-------------------

B27K. [Page 11](#)

(Please tell me your level of agreement with each of the following statements.)

At times I think I am no good at all.

(Would you say you strongly disagree, disagree, agree, or strongly agree?)

- [Whatever it means to you IS allowed](#)

1. Strongly disagree	2. Disagree	3. Agree	4. Strongly agree
----------------------	-------------	----------	-------------------

(WEB) Please select your level of agreement with each of the following statements.

- B27F. I take a positive attitude toward myself
- B27G. On the whole, I am satisfied with myself
- B27H. I wish I could have more respect for myself
- B27J. I certainly feel useless at times
- B27K. At times I think I am no good at all

Strongly disagree	Disagree	Agree	Strongly agree
1	2	3	4
1	2	3	4
1	2	3	4
1	2	3	4
1	2	3	4

PHQ-9 Depression Screener

B20A, B20B, B20C, B20D, B20E

(CATI) B20A. [Page 12](#)

The next questions are about ways you may have been feeling or may have behaved. Over the last two weeks, how often have you been bothered by each of the following problems?

Little interest or pleasure in doing things?

Would you say not at all, several days, more than half the days, or nearly every day?

- [Whatever it means to you IS allowed](#)

1. Not at all	2. Several days	3. More than half the days	4. Nearly every day
---------------	-----------------	----------------------------	---------------------

B20B. [Page 12](#)

Over the last two weeks, how often have you been bothered by...

Feeling down, depressed, or hopeless?

(Would you say not at all, several days, more than half the days, or nearly every day?)

- [Whatever it means to you IS allowed](#)

1. Not at all	2. Several days	3. More than half the days	4. Nearly every day
---------------	-----------------	----------------------------	---------------------

B20C. [Page 12](#)

(Over the last two weeks, how often have you been bothered by...)

Trouble falling or staying asleep, or sleeping too much?

(Would you say not at all, several days, more than half the days, or nearly every day?)

- [Whatever it means to you IS allowed](#)

1. Not at all	2. Several days	3. More than half the days	4. Nearly every day
---------------	-----------------	----------------------------	---------------------

B20D. [Page 12](#)

(Over the last two weeks, how often have you been bothered by...)

Feeling tired or having little energy?

(Would you say not at all, several days, more than half the days, or nearly every day?)

- [Whatever it means to you IS allowed](#)

1. Not at all	2. Several days	3. More than half the days	4. Nearly every day
---------------	-----------------	----------------------------	---------------------

B20E. [Page 12](#)

(Over the last two weeks, how often have you been bothered by...)

Poor appetite or overeating?

(Would you say not at all, several days, more than half the days, or nearly every day?)

- [Whatever it means to you IS allowed](#)

1. Not at all	2. Several days	3. More than half the days	4. Nearly every day
---------------	-----------------	----------------------------	---------------------

(WEB) Over the last TWO WEEKS, how often have you been bothered by each of the following problems?

Not at all	Several days	More than half the days	Nearly every day
------------	--------------	-------------------------	------------------

B20A. Little interest or pleasure in doing things	1	2	3	4
B20B. Feeling down, depressed, or hopeless	1	2	3	4
B20C. Trouble falling or staying asleep, or sleeping too much	1	2	3	4
B20D. Feeling tired or having little energy	1	2	3	4
B20E. Poor appetite or overeating	1	2	3	4

B20F, B20G, B20H, B20J

(CATI) B20F. [Page 12](#)

(Over the last two weeks, how often have you been bothered by...)

Feeling bad about yourself or that you are a failure or have let yourself or your family down?

(Would you say not at all, several days, more than half the days, or nearly every day?)

- [Whatever it means to you IS allowed](#)

1. Not at all	2. Several days	3. More than half the days	4. Nearly every day
---------------	-----------------	----------------------------	---------------------

B20G. [Page 12](#)

(Over the last two weeks, how often have you been bothered by...)

Trouble concentrating on things, such as reading the newspaper or watching television?

(Would you say not at all, several days, more than half the days, or nearly every day?)

- [Whatever it means to you IS allowed](#)

1. Not at all	2. Several days	3. More than half the days	4. Nearly every day
---------------	-----------------	----------------------------	---------------------

B20H. [Page 12](#)

(Over the last two weeks, how often have you been bothered by...)

Moving or speaking so slowly that other people could have noticed, or the opposite, being so fidgety or restless that you have been moving around a lot more than usual?

(Would you say not at all, several days, more than half the days, or nearly every day?)

- [Whatever it means to you IS allowed](#)

1. Not at all	2. Several days	3. More than half the days	4. Nearly every day
---------------	-----------------	----------------------------	---------------------

B20J. [Page 12](#)

Over the last two weeks, how often have you been bothered by...
Thoughts that you would be better off dead or hurting yourself in some way?
(Would you say not at all, several days, more than half the days, or nearly every day?)

- [Whatever it means to you IS allowed](#)

1. Not at all 2. Several days 3. More than half the days 4. Nearly every day

<i>(WEB)</i> Over the last TWO WEEKS, how often have you been bothered by each of the following problems?	Not at all	Several days	More than half the days	Nearly every day
B20F. Feeling bad about yourself or that you are a failure or have let yourself or your family down	<input type="text" value="1"/>	<input type="text" value="2"/>	<input type="text" value="3"/>	<input type="text" value="4"/>
B20G. Trouble concentrating on things, such as reading the newspaper or watching television	<input type="text" value="1"/>	<input type="text" value="2"/>	<input type="text" value="3"/>	<input type="text" value="4"/>
B20H. Moving or speaking so slowly that other people could have noticed, or the opposite, being so fidgety or restless that you have been moving around a lot more than usual	<input type="text" value="1"/>	<input type="text" value="2"/>	<input type="text" value="3"/>	<input type="text" value="4"/>
B20J. Thoughts that you would be better off dead or hurting yourself in some way	<input type="text" value="1"/>	<input type="text" value="2"/>	<input type="text" value="3"/>	<input type="text" value="4"/>

B21CKPT. CAI Checkpoint: Whether Any Depression Symptoms Reported

 → GO TO B23A

↓

B22. *(CATI)* [Page 13](#)

You've mentioned some problems or feelings you experienced over the last 2 weeks. How difficult have these problems made it for you to do your work, take care of things at home, or get along with other people?
Would you say not difficult at all, somewhat difficult, very difficult, or extremely difficult?

- [Whatever it means to you IS allowed](#)

(WEB) How difficult have these problems made it for you to do your work, take care of things at home, or get along with other people?

1. Not difficult at all 2. Somewhat difficult 3. Very difficult 4. Extremely difficult

General Anxiety Disorder Screener

B23A, B23A, B23A, B23A, B23A, B23A, B23G.

(CATI) B23A. [Page 14](#)

Over the last 2 weeks, how often have you been bothered by the following problems?
Feeling nervous, anxious or on edge.
Would you say not at all, several days, more than half the days, or nearly every day?

- [Whatever it means to you IS allowed](#)

1. Not at all 2. Several days 3. More than half the days 4. Nearly every day

B23B. [Page 14](#)

(Over the last 2 weeks, how often have you been bothered by...)
Not being able to stop or control worrying.
(Would you say not at all, several days, more than half the days, or nearly every day?)

- [Whatever it means to you IS allowed](#)

1. Not at all 2. Several days 3. More than half the days 4. Nearly every day

B23C.  Page 14

(Over the last 2 weeks, how often have you been bothered by ...)
 Worrying too much about different things.
 (Would you say not at all, several days, more than half the days, or nearly every day?)

- [Whatever it means to you IS allowed](#)

1. Not at all 2. Several days 3. More than half the days 4. Nearly every day

B23D.  Page 14

(Over the last 2 weeks, how often have you been bothered by ...)
 Trouble relaxing.
 (Would you say not at all, several days, more than half the days, or nearly every day?)

- [Whatever it means to you IS allowed](#)

1. Not at all 2. Several days 3. More than half the days 4. Nearly every day

B23E.  Page 14

Over the last 2 weeks, how often have you been bothered by...
 Being so restless that it is hard to sit still.
 (Would you say not at all, several days, more than half the days, or nearly every day?)

- [Whatever it means to you IS allowed](#)

1. Not at all 2. Several days 3. More than half the days 4. Nearly every day

B23F.  Page 14

(Over the last 2 weeks, how often have you been bothered by...)
 Becoming easily annoyed or irritable.
 (Would you say not at all, several days, more than half the days, or nearly every day?)

- [Whatever it means to you IS allowed](#)

1. Not at all 2. Several days 3. More than half the days 4. Nearly every day

B23G.  Page 14

(Over the last 2 weeks, how often have you been bothered by...)
 Feeling afraid as if something awful might happen.
 (Would you say not at all, several days, more than half the days, or nearly every day?)

- [Whatever it means to you IS allowed](#)

1. Not at all 2. Several days 3. More than half the days 4. Nearly every day


(WEB) Over the last TWO WEEKS, how often have you been bothered by the following problems?

	Not at all	Several days	More than half the days	Nearly every day
B23A. Feeling nervous, anxious or on edge	1	2	3	4
B23B. Not being able to stop or control worrying	1	2	3	4
B23C. Worrying too much about different things	1	2	3	4
B23D. Trouble relaxing	1	2	3	4
B23E. Being so restless that it is hard to sit still	1	2	3	4
B23F. Becoming easily annoyed or irritable	1	2	3	4
B23G. Feeling afraid as if something awful might happen	1	2	3	4

B24CKPT. CAI CHECKPOINT: Whether Any GAD Symptoms Reported

1. Symptoms (Any Item B23A-B23G=2, 3, 4)	5. No Symptoms (All Items B23A-B23G=1, DK/RF)	→ GO TO SECTION C
--	---	-------------------



B25. (CATI)  Page 15

How difficult have these problems made it for you to do your work, take care of things at home, or get along with other people?

Would you say not difficult at all, somewhat difficult, very difficult, or extremely difficult?

- [Whatever it means to you IS allowed](#)

[Problems Endorsed](#)

[\[Feeling nervous, anxious, or on edge](#)

[Not being able to stop or control worrying](#)

[Worrying too much about different things](#)

[Trouble relaxing](#)

[Being so restless that it is hard to sit still](#)

[Becoming easily annoyed or irritable](#)

[Feeling afraid as if something awful might happen\]](#)

(WEB) How difficult have these problems made it for you to do your work, take care of things at home, or get along with other people?

[\[Feeling nervous, anxious, or on edge](#)

[Not being able to stop or control worrying](#)

[Worrying too much about different things](#)

[Trouble relaxing](#)

[Being so restless that it is hard to sit still](#)

[Becoming easily annoyed or irritable](#)

[Feeling afraid as if something awful might happen\]](#)

1. Not difficult at all	2. Somewhat difficult	3. Very difficult	4. Extremely difficult
-------------------------	-----------------------	-------------------	------------------------

END SECTION_B

Section C: Interpersonal Relationships
[TOC](#)

SecC_Start. Whether section started flag.

1. Yes

SecCDone. After a mode switch, flags whether section completed.

1. Yes

SecCLock. After a mode switch, flags whether section locked.

1. Yes

SecCMode. Whether interview completed in WEB or CATI flag.

1. SELF/WEB 2. IWER/CATI

SECTION_C

Marriage and Cohabitation History

C1. (CATI) What is your current marital status? Are you married, widowed, divorced, separated or have you never been married?

- If R says Single, PROBE: Does that mean you are widowed, divorced, separated, or have you never been married?

(WEB) What is your current marital status?

1. Married	2. Never Married	3. Widowed	4. Divorced	5. Separated	DK/RF; NA
GO TO C4M	GO TO C9CKPT	↓	GO TO C3M	GO TO C4M	GO TO C9CKPT

C2M, C2Y

(CATI) C2M. I'm very sorry for your loss, would you mind telling me in what month and year you were widowed?

- ENTER Month or Season (Enter Year at next screen)
- PROBE DK month: Do you know what season it was?
- IF NEEDED: I understand that it may be difficult for you to answer these questions, but please do your best.

1. January	2. February	3. March	4. April	5. May	6. June
7. July	8. August	9. September	10. October	11. November	12. December
21. Winter (Dec-Feb)	22. Spring (Mar-May)	23. Summer (Jun-Aug)	24. Fall (Sep-Nov)		

C2Y. (I'm very sorry for your loss, would you mind telling me in what month and year you were widowed?)

[C2M], ____

- ENTER Year
 - If necessary: What would be your best estimate?
- Enter 9996 [P2YEAR]-[CURRENTYEAR], DK which year
 Enter 9997 Before [P2YEAR], DK exact year

[YRBRN+10 (2003)] -[CURRENTYEAR]	9996. [P2YEAR]- [CURRENTYEAR], DK Which Year	9997. Before [P2YEAR], DK Exact Year
-------------------------------------	--	--

CHECK: Please enter a date in or before ^MONTH (CURRENTDATE) ^YEAR (CURRENTDATE).

GO TO C4M

(WEB) C2M, C2Y. In what month and year were you widowed?

Select ▾ Month or Season Select ▾ Year CHECK: Please enter a date in or before ^MONTH (CURRENTDATE) ^YEAR (CURRENTDATE).
 GO TO C4M

C3M, C3Y

(CATI) C3M. In what month and year did your divorce become final?

- ENTER Month or Season (Enter Year at next screen)
- PROBE DK month: Do you know what season it was?
- IF NEEDED: I understand that it may be difficult for you to answer these questions, but please do your best.

1. January	2. February	3. March	4. April	5. May	6. June
7. July	8. August	9. September	10. October	11. November	12. December
21. Winter (Dec-Feb)	22. Spring (Mar-May)	23. Summer (Jun-Aug)	24. Fall (Sep-Nov)		

C3Y. (In what month and year did your divorce become final?)

[C3M], ____

- ENTER Year
- If necessary: What would be your best estimate?
- IF NEEDED: I understand that it may be difficult for you to answer these questions, but please do your best.

Enter 9996 [P2YEAR]-[CURRENTYEAR], DK which year

Enter 9997 Before [P2YEAR], DK exact year

[YRBRN+10 (2003)] -[CURRENTYEAR]	9996. [P2YEAR]- [CURRENTYEAR], DK Which Year	9997. Before [P2YEAR], DK Exact Year
-------------------------------------	--	--

CHECK: Please enter a date in or before ^MONTH (CURRENTDATE) ^YEAR (CURRENTDATE).

↓ C4M

(WEB) C3M, C3Y. In what month and year did your divorce become final?

Month or Season
 Year
 CHECK: Please enter a date in or before ^MONTH (CURRENTDATE) ^YEAR (CURRENTDATE).

C4M, C4Y

(CATI) C4M. [C1=WIDOWED: Widowed: [C2M C2Y] / [C1=DIVORCED: Divorced: [C3M C3Y]]

((And) In what month and year were you married ([C1=WIDOWED: before you were widowed / C1=DIVORCED: before you were divorced])?)

- ENTER Month or Season (Enter Year at next screen)
- PROBE DK month: Do you know what season it was?
- IF NEEDED: I understand that it may be difficult for you to answer these questions, but please do your best.

1. January	2. February	3. March	4. April	5. May	6. June
7. July	8. August	9. September	10. October	11. November	12. December
21. Winter (Dec-Feb)	22. Spring (Mar-May)	23. Summer (Jun-Aug)	24. Fall (Sep-Nov)		

C4Y. [C1=WIDOWED: Widowed: [C2M C2Y] / [C1=DIVORCED: Divorced: [C3M C3Y]]

((And) In what month and year were you married ([C1=WIDOWED: before you were widowed / C1=DIVORCED: before you were divorced])?)

[C4M], ____

- ENTER Year
- If necessary: What would be your best estimate?
- IF NEEDED: I understand that it may be difficult for you to answer these questions, but please do your best.

Enter 9996 [P2YEAR]-[CURRENTYEAR], DK which year

Enter 9997 Before [P2YEAR], DK exact year

[YRBRN+10 (2003)] -[CURRENTYEAR]	9996. [P2YEAR]- [CURRENTYEAR], DK Which Year	9997. Before [P2YEAR], DK Exact Year
-------------------------------------	--	--

CHECK: Please enter a date in or before ^MONTH (CURRENTDATE) ^YEAR (CURRENTDATE).
SIGNAL: Please enter a date earlier than the date R was [widowed / divorced].

↓ C5

(WEB) C4M, C4Y. [C1=WIDOWED: Widowed: [C2M C2Y] / [C1=DIVORCED: Divorced: [C3M C3Y]]

In what month and year were you married [C1=WIDOWED: before you were widowed/ C1=DIVORCED: before you were divorced]?

Month or Season
 Year

*CHECK: Please enter a date in or before ^MONTH (CURRENTDATE) ^YEAR (CURRENTDATE).
CHECK: Please enter a date earlier than the date [you were widowed / your divorce became final].*

C5. (CATI) Married: [C4M C4Y]

[C1=WIDOWED: Widowed: [C2M C2Y] / C1=DIVORCED: Divorced: [C3M C3Y]]

Did you and your spouse live together before you got married (in [C4M C4Y])?

- Do not count dating or sleeping over as living together

(WEB) Married: [C4M C4Y]

[C1=WIDOWED: Widowed: [C2M C2Y] / C1=DIVORCED: Divorced: [C3M C3Y]]

Did you and your spouse live together before you got married in [C4M C4Y]?

Please do not count dating or sleeping over as living together.

1. Yes	5. No	→ GO TO C6
--------	-------	------------



C5M, C5Y

(CATI) C5M. Married: [C4M C4Y]

[C1=WIDOWED: Widowed: [C2M C2Y] / C1=DIVORCED: Divorced: [C3M C3Y]]

In what month and year did you (and your spouse) start living together (before you were married)?

- ENTER Month or Season (Enter Year at next screen)
- PROBE DK month: Do you know what season it was?
- Do not count dating or sleeping over as living together
- If R says they lived together multiple times before marriage, PROBE: In what month and year did you (and your spouse) first start living together?
- IF NEEDED: I understand that it may be difficult for you to answer these questions, but please do your best.

1. January	2. February	3. March	4. April	5. May	6. June
7. July	8. August	9. September	10. October	11. November	12. December
21. Winter (Dec-Feb)	22. Spring (Mar-May)	23. Summer (Jun-Aug)	24. Fall (Sep-Nov)		

C5Y. Married: [C4M C4Y]

[C1=WIDOWED: Widowed: [C2M C2Y] / C1=DIVORCED: Divorced: [C3M C3Y]]

(In what month and year did you (and your spouse) start living together (before you were married)?)

[C5M], _ _ _ _

- ENTER Year
- If necessary: What would be your best estimate?
- IF NEEDED: I understand that it may be difficult for you to answer these questions, but please do your best.
- If R says they lived together multiple times before marriage, PROBE: In what month and year did you (and your spouse) first start living together?

Enter 9996 [P2YEAR]-[CURRENTYEAR], DK which year

Enter 9997 Before [P2YEAR], DK exact year

[YRBRN+10 (2003)] -[CURRENTYEAR]	9996. [P2YEAR]- [CURRENTYEAR], DK Which Year	9997. Before [P2YEAR], DK Exact Year
-------------------------------------	--	--

*CHECK: Please enter a date in or before ^MONTH (CURRENTDATE) ^YEAR (CURRENTDATE).
SIGNAL: Please enter a date earlier than the date of R's marriage.*



(WEB) C5M, C5Y. Married: [C4M C4Y]

[C1=WIDOWED: Widowed: [C2M C2Y] / C1=DIVORCED: Divorced: [C3M C3Y]]

In what month and year did you and your spouse start living together before you were married?

Please do not count dating or sleeping over as living together.

If you and your spouse lived together multiple times before you were married, please tell us about the FIRST time you lived together.

Select ▾ Month or Season Select ▾ Year *CHECK: Please enter a date in or before ^MONTH (CURRENTDATE) ^YEAR (CURRENTDATE).*
CHECK: Please enter a date earlier than the date of your marriage.

C5NAMECKPT. CAI Checkpoint: Whether Currently Married or Separated

1. Currently Married (C1=1)	5. All Others (C1=2, 3, 4, 5, DK, RF, NA) → GO TO C6
↓	

PSID J8 modified

C5NAME. (CATI) What is your spouse's name?

- ACCEPT any name-do not probe.

String 25

(WEB) What is your spouse's name?

If you prefer not to enter this person's name, please enter a nickname or anything that will identify this person to you.

Name String 25

C6. (CATI) [C1=MARRIED, SEPARATED: Including your present marriage, how/ ALL OTHERS: How] many times altogether have you been married?

1; DK/RF → GO TO C9CKPT 2 – 97 *SIGNAL C6>10: IWER: You entered that R has been married [C6] times. If this is correct, select SUPPRESS to continue. If this is not correct, select CLOSE and correct C6.*

↓ C7M

(WEB) [C1=MARRIED, SEPARATED: Including your present marriage, how/ ALL OTHERS: How] many times altogether have you been married?

1; NA → GO TO C9CKPT 2 – 97 Number of Marriages

↓

C7CKPT. CAI Checkpoint: Whether New R, or Returning R & Eligible for Dependent Interviewing

Returning Respondent (PRELOAD.TATYPE=2005–2019)		3. New Respondent (PRELOAD.TATYPE=9995)
1. Eligible for Dep IWing (Preload.FirstMarrYr=Response)	2. Not Eligible for Dep IWing (Preload.FirstMarrYr=DK/RF/NA, EMPTY)	
Assign C7M/C7Y=Preload; Then GO TO C7AM, C7AY		↓

C7M, C7Y

(CATI) C7M. Most recent marriage: [C4M C4Y]

[C5=YES: Started living together before most recent marriage: [C5M C5Y]]

In what month and year were you first married?

- ENTER Month or Season (Enter Year at next screen)
- PROBE DK month: Do you know what season it was?
- IF NEEDED: I understand that it may be difficult for you to answer these questions, but please do your best.

1. January	2. February	3. March	4. April	5. May	6. June
------------	-------------	----------	----------	--------	---------

7. July	8. August	9. September	10. October	11. November	12. December
21. Winter (Dec-Feb)	22. Spring (Mar-May)	23. Summer (Jun-Aug)	24. Fall (Sep-Nov)		

C7Y. Most recent marriage: [C4M C4Y]

[C5=YES: Started living together before most recent marriage: [C5M C5Y]]

(In what month and year were you first married?)

[C7M], _ _ _ _

- ENTER Year
- If necessary: What would be your best estimate?
- IF NEEDED: I understand that it may be difficult for you to answer these questions, but please do your best.

Enter 9996 [P2YEAR]-[CURRENTYEAR], DK which year

Enter 9997 Before [P2YEAR], DK exact year

[YRBRN+10 (2003)] -[CURRENTYEAR]	9996. [P2YEAR]- [CURRENTYEAR], DK Which Year	9997. Before [P2YEAR], DK Exact Year
-------------------------------------	--	--

CHECK: Please enter a date in or before ^MONTH (CURRENTDATE) ^YEAR (CURRENTDATE).
SIGNAL: Please enter a date earlier than the date [of R's most recent marriage / R started living with most recent spouse].

↓ C7AM

(WEB) C7M, C7Y. Most recent marriage: [C4M C4Y]

[C5=YES: Started living together before most recent marriage: [C5M C5Y]]

In what month and year were you FIRST married?

Month or Season Year

CHECK: Please enter a date in or before ^MONTH (CURRENTDATE) ^YEAR (CURRENTDATE).

CHECK: Please enter a date earlier than the date [of your most recent marriage / you started living with your most recent spouse].

C7AM, C7AY

(CATI) C7AM. First marriage: [C7M C7Y]

[C7CKPT=1: Last time we talked you told us you were first married in [Preload.FirstMarrMo]

[Preload.FirstMarrYr], in / All Others: In] what month and year did your first marriage end?

- ENTER Month or Season (Enter Year at next screen)
- PROBE DK month: Do you know what season it was?
- If R says date of first marriage is incorrect, PROBE: I'm sorry, we can fix that after I enter the end date of your first marriage
- If R says never married before, ENTER [97]
- IF NEEDED: I understand that it may be difficult for you to answer these questions, but please do your best.

1. January	2. February	3. March	4. April	5. May	6. June
7. July	8. August	9. September	10. October	11. November	12. December
21. Winter (Dec-Feb)	22. Spring (Mar-May)	23. Summer (Jun-Aug)	24. Fall (Sep-Nov)		

GO TO C7AY

97 (SP_0A). I was never married before (VOL)

GO TO C7A

C7AY. First marriage: [C7M C7Y]

([C7CKPT=1: Last time we talked you told us you were first married in [Preload.FirstMarrMo]

[Preload.FirstMarrYr], in / All Others: In] what month and year did your first marriage end?)

[C7AM], _ _ _ _

- ENTER Year
- If necessary: What would be your best estimate?
- IF NEEDED: I understand that it may be difficult for you to answer these questions, but please do your best.

Enter 9996 [P2YEAR]-[CURRENTYEAR], DK which year

Enter 9997 Before [P2YEAR], DK exact year

[YRBRN+10 (2003)] -[CURRENTYEAR]	9996. [P2YEAR]- [CURRENTYEAR], DK Which Year	9997. Before [P2YEAR], DK Exact Year	<i>CHECK: Please enter a date in or before ^MONTH (CURRENTDATE) ^YEAR (CURRENTDATE). SIGNAL: Please enter a date later than the date of R's first marriage.</i>
-------------------------------------	--	--	---

↓ C8CKPT

(WEB) C7AM, C7AY. First marriage: [C7M C7Y]
 [C7CKPT=1: Last time we talked you told us you were FIRST married in [Preload.FirstMarrMo] [Preload.FirstMarrYr], in / All Others: In] what month and year did your FIRST marriage end?
 If the date of your first marriage is incorrect, please enter the date your first marriage ended and then click Next -- you will be able to give us the correct starting date of your first marriage later.

Select ▾	Month or Season	Select ▾	Year	<i>CHECK: Please enter a date in or before ^MONTH (CURRENTDATE) ^YEAR (CURRENTDATE). CHECK: Please enter a date later than the date of your first marriage.</i>
o 97 (SP_0A). I was never married before				

C7B. (CATI) IWER: Did R say that the start date of their first marriage is incorrect?

(WEB) Do you need to correct the start date of your first marriage?

1. Yes 5. No → GO TO C8CKPT
 ↓

C7C. (CATI) IWER: What is the correct start date of R's first marriage?

(WEB) In what month and year were you FIRST married?
 Date of First Marriage

C8CKPT. CAI Checkpoint: Whether New R, or Returning R & Eligible for Dependent Interviewing

Returning Respondent (PRELOAD.TATYPE=2005-2019)		3. New Respondent (PRELOAD.TATYPE=9995)
1. Eligible for Dep IWing (Preload.FirstMarrLive=Response)	2. Not Eligible for Dep IWing (Preload.FirstMarrLive=DK/RF/NA, EMPTY)	
Assign C8=Preload; Then GO TO C8MCKPT (C8=YES) or C9CKPT (C8=NO)		↓

C8. (CATI) First marriage: [C4M C4Y]

Did you and your spouse from your first marriage live together before you got married?

- Do not count dating or sleeping over as living together

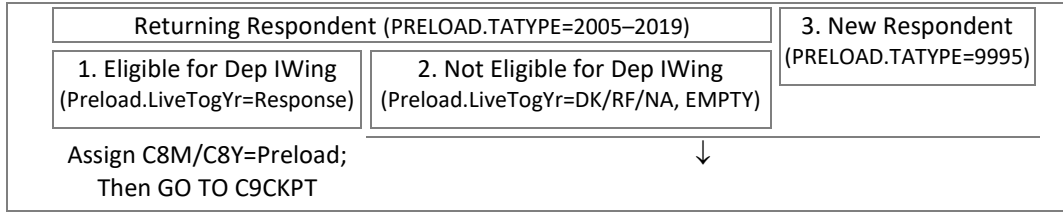
(WEB) First marriage: [C4M C4Y]

Did you and your spouse from your first marriage live together before you got married?

Please do not count dating or sleeping over as living together.

1. Yes 5. No → GO TO C9CKPT
 ↓

C8MCKPT. CAI Checkpoint: Whether New R, or Returning R & Eligible for Dependent Interviewing



C8M, C8Y

(CATI) C8M. **First marriage:** [C7M C7Y]

In what month and year did you (and your spouse from your first marriage) start living together (before you were married)?

- ENTER Month or Season (Enter Year at next screen)
- PROBE DK month: Do you know what season it was?
- IF NEEDED: I understand that it may be difficult for you to answer these questions, but please do your best.
- Do not count dating or sleeping over as living together
- If R says they lived together multiple times before marriage, PROBE: In what month and year did you (and your spouse from your first marriage) first start living together?

1. January	2. February	3. March	4. April	5. May	6. June
7. July	8. August	9. September	10. October	11. November	12. December
21. Winter (Dec-Feb)	22. Spring (Mar-May)	23. Summer (Jun-Aug)	24. Fall (Sep-Nov)		

C8Y. **First marriage:** [C7M C7Y]

(In what month and year did you (and your spouse from your first marriage) start living together (before you were married)?)

[C8M], ____

- ENTER Year
- If necessary: What would be your best estimate?
- IF NEEDED: I understand that it may be difficult for you to answer these questions, but please do your best.
- If R says they lived together multiple times before marriage, PROBE: In what month and year did you (and your spouse from your first marriage) first start living together?

Enter 9996 [P2YEAR]-[CURRENTYEAR], DK which year

Enter 9997 Before [P2YEAR], DK exact year

[YRBRN+10 (2003)] -[CURRENTYEAR]	9996. [P2YEAR]- [CURRENTYEAR], DK Which Year	9997. Before [P2YEAR], DK Exact Year
-------------------------------------	--	--

CHECK: Please enter a date in or before ^MONTH (CURRENTDATE) ^YEAR (CURRENTDATE).
SIGNAL: Please enter a date earlier than the date [of R's most recent marriage / R started living with most recent spouse / of R's first marriage].

↓ C9CKPT

(WEB) C8M, C8Y. **First marriage:** [C7M C7Y]

In what month and year did you and your spouse from your first marriage start living together before you were married?

Please do not count dating or sleeping over as living together.

If you and your spouse from your first marriage lived together multiple times before you were married, please tell us about the FIRST time you lived together.

Select ▾ Month or Season Select ▾ Year

CHECK: Please enter a date in or before ^MONTH (CURRENTDATE) ^YEAR (CURRENTDATE).

CHECK: Please enter a date earlier than the date [of your most recent marriage / you started living with your most recent spouse / of your first marriage].

C9CKPT. CAI Checkpoint: Whether Currently Married

1. Married (C1= Married)	→ GO TO C10	5. All Others
↓		

C9. (CATI) Are you currently living with a partner in a marriage-like relationship?

- ENTER [5] If R says he/she is still living with the spouse from whom he/she is separated or divorced

(WEB) Are you CURRENTLY living with a partner in a marriage-like relationship?

Please do not count living with a spouse from whom you are separated or divorced.

1. Yes	5. No	→ GO TO C10
--------	-------	-------------

↓

C9M, C9Y

(CATI) C9M. Most recent marriage: [C4M C4Y]

In what month and year did you (and your current partner) start living together?

- ENTER Month or Season (Enter Year at next screen)
- PROBE DK month: Do you know what season it was?
- IF NEEDED: I understand that it may be difficult for you to answer these questions, but please do your best.

1. January	2. February	3. March	4. April	5. May	6. June
7. July	8. August	9. September	10. October	11. November	12. December
21. Winter (Dec-Feb)	22. Spring (Mar-May)	23. Summer (Jun-Aug)	24. Fall (Sep-Nov)		

C9Y. Most recent marriage: [C4M C4Y]

(In what month and year did you (and your current partner) start living together?)

[C9M], ____

- ENTER Year
- If necessary: What would be your best estimate?
- IF NEEDED: I understand that it may be difficult for you to answer these questions, but please do your best.

Enter 9996 [P2YEAR]-[CURRENTYEAR], DK which year

Enter 9997 Before [P2YEAR], DK exact year

[YRBRN+10 (2003)] -[CURRENTYEAR]	9996. [P2YEAR]- [CURRENTYEAR], DK Which Year	9997. Before [P2YEAR], DK Exact Year
-------------------------------------	--	--

CHECK: Please enter a date in or before ^MONTH (CURRENTDATE) ^YEAR (CURRENTDATE).
SIGNAL: Please enter a date later than the date of R's most recent marriage.

↓ C10

(WEB) C9M, C9Y. Most recent marriage: [C4M C4Y]

In what month and year did you and your current partner start living together?

<input type="text" value="Select"/>	Month or Season	<input type="text" value="Select"/>	Year	CHECK: Please enter a date in or before ^MONTH (CURRENTDATE) ^YEAR (CURRENTDATE). CHECK: Please enter a date later than the date of your most recent marriage.
-------------------------------------	-----------------	-------------------------------------	------	---

PSID J8 modified

C9NAME. (CATI) What is your current partner's name?

- ACCEPT any name-do not probe.

String 25

(WEB) What is your current partner's name?

If you prefer not to enter this person's name, please enter a nickname or anything that will identify this person to you.

Name

C10. (CATI) [(C5,C8=YES) & C9=YES Including your current partner and any other partners you lived with (before getting married) who we already talked about, how / (C5=YES OR C8=YES) & C9<>YES: Including partners you lived with (before getting married) who we already talked about, how / C5<>YES & C8<>YES & C9=YES: Including your current partner, how / ALL OTHERS: How] many partners altogether have you ever lived with in a marriage-like relationship?

SIGNAL C10>10: IWER: You entered that R has lived with [C10] partners. If this is correct, select SUPPRESS to continue. If this is not correct, select CLOSE and correct C10.

(WEB) [(C5, C8=YES) & C9=YES Including your current partner and any other partners you lived with before getting married, how / (C5=YES OR C8=YES) & C9<>YES: Including partners you lived with before getting married, how / C5<>YES & C8<>YES & C9=YES: Including your current partner, how / ALL OTHERS: How] many partners altogether have you EVER lived with in a marriage-like relationship?

Number of Partners CHECK: Based on your previous response, "0" is not allowed.

C11CKPT. CAI Checkpoint: Whether Lived with Most Recent Spouse, First Spouse, or Living Together Now

1. Never Lived Together (C10=0, DK/RF)	2. Lived Together Once (C10=1 and (C5=Yes or C8=Yes or C9=Yes))	3. Lived Together Twice C10=2 & ((C5=Yes & C8=Yes) or (C5=Yes & C9=Yes) or (C8=Yes & C9=Yes))	5. All Others ↓
GO TO C12CKPT			

C11MCKPT. CAI Checkpoint: Whether New R, or Returning R & Eligible for Dependent Interviewing

Returning Respondent (PRELOAD.TATYPE=2005-2019)		3. New Respondent (PRELOAD.TATYPE=9995)
1. Eligible for Dep IWing (Preload.FirstPartYr=Response)	2. Not Eligible for Dep IWing (Preload.FirstPartYr=DK/RF/NA, EMPTY)	
Assign C11M/C11Y=Preload; Then GO TO C11AM, C11AY		↓

C11M, C11Y

(CATI) C11M. In what month and year did you start living with your first partner (in a marriage-like relationship)?

- ENTER Month or Season (Enter Year at next screen)
- PROBE DK month: Do you know what season it was?
- IF NEEDED: I understand that it may be difficult for you to answer these questions, but please do your best.

1. January	2. February	3. March	4. April	5. May	6. June
7. July	8. August	9. September	10. October	11. November	12. December
21. Winter (Dec-Feb)	22. Spring (Mar-May)	23. Summer (Jun-Aug)	24. Fall (Sep-Nov)		

C11Y. (In what month and year did you start living with your first partner (in a marriage-like relationship)?)

[C11M], _ _ _ _

- ENTER Year
- If necessary: What would be your best estimate?
- IF NEEDED: I understand that it may be difficult for you to answer these questions, but please do your best.
Enter 9996 [P2YEAR]-[CURRENTYEAR], DK which year

Enter 9997 Before [P2YEAR], DK exact year

[YRBRN+15 (2008)] – [CURRENTYEAR]	9996. [P2YEAR]- [CURRENTYEAR], DK Which Year	9997. Before [P2YEAR], DK Exact Year	<i>CHECK: Please enter a date in or before ^MONTH (CURRENTDATE) ^YEAR (CURRENTDATE).</i>
--------------------------------------	--	--	--

↓ C12CKPT

(WEB) C11M, C11Y. In what month and year did you start living with your FIRST partner in a marriage-like relationship?

Month or Season
 Year
 CHECK: Please enter a date in or before ^MONTH (CURRENTDATE) ^YEAR (CURRENTDATE).

C11AM, C11AY

(CATI) C11AM. First marriage: [C11M C11Y]

[C11MCKPT=1: Last time we talked you told us you first started living with your first partner in [Preload.FirstPartMo] [Preload.FirstPartYr], in / All Others: In] what month and year did you stop living with your first partner (in a marriage-like relationship)?

- ENTER Month or Season (Enter Year at next screen)
- PROBE DK month: Do you know what season it was?
- If R says date started living with first partner is incorrect, PROBE: I'm sorry, we can fix that after I enter the date you stopped living with your first partner
- If R says never lived with a partner before, ENTER [97]
- IF NEEDED: I understand that it may be difficult for you to answer these questions, but please do your best.

1. January	2. February	3. March	4. April	5. May	6. June	GO TO C11AY
7. July	8. August	9. September	10. October	11. November	12. December	
21. Winter (Dec-Feb)	22. Spring (Mar-May)	23. Summer (Jun-Aug)	24. Fall (Sep-Nov)			
97 (SP_0A). I have never lived with a partner before (VOL)						GO TO C11A

C11AY. First marriage: [C11M C11Y]

[(C11MCKPT=1: Last time we talked you told us you first started living with your first partner in [Preload.FirstPartMo] [Preload.FirstPartYr], in / All Others: In] what month and year did you stop living with your first partner (in a marriage-like relationship?)

[C11MA], _ _ _ _

- ENTER Year
- If necessary: What would be your best estimate?
- IF NEEDED: I understand that it may be difficult for you to answer these questions, but please do your best.

Enter 9996 [P2YEAR]-[CURRENTYEAR], DK which year

Enter 9997 Before [P2YEAR], DK exact year

[YRBRN+10 (2003)] – [CURRENTYEAR]	9996. [P2YEAR]- [CURRENTYEAR], DK Which Year	9997. Before [P2YEAR], DK Exact Year	<i>CHECK: Please enter a date in or before ^MONTH (CURRENTDATE) ^YEAR (CURRENTDATE). SIGNAL: Please enter a date later than the date of R's first cohabitation with first partner.</i>
--------------------------------------	--	--	--

↓ C8CKPT

(WEB) C11MA, C11MY. First marriage: [C11M C11Y]

[C11MCKPT=1: Last time we talked you told us you first started living with your FIRST partner in [Preload.FirstPartMo] [Preload.FirstPartYr], in / All Others: In] what month and year did you stop living with your FIRST partner in a marriage-like relationship?

If the date you first started living with a partner is incorrect, please enter the date you stopped living with your first partner and then click Next -- you will be able to give us the correct start date later.

Month or Season
 Year
 CHECK: Please enter a date in or before ^MONTH (CURRENTDATE) ^YEAR (CURRENTDATE).

CHECK: Please enter a date later than the date of when you first started living with your first partner.

97. (SP_0a) I have never lived with a partner before

C11B. (CATI) IWER: Did R say that the date they started living with their first partner was incorrect?

(WEB) Do you need to correct the date you started living with your FIRST partner?

If you prefer not to enter this person's name, please enter a nickname or anything that will identify this person to you.

→ GO TO C12CKPT



C11C. (CATI) IWER: What is the correct date the R started living with their first partner (in a marriage like relationship)?

(WEB) In what month and year did you start living with your FIRST partner?

Date Started Living with First Partner

C12CKPT. CAI Checkpoint: Marital Status, Whether Living Together

<input type="text" value="1. Married (C1=Married)"/>	<input type="text" value="3. In Marriage-Like Relationship (C9=Yes)"/>	<input type="text" value="5. All Others"/>
GO TO C13		↓

C12. (CATI/WEB) Are you currently involved in a romantic relationship?

→ GO TO C14



C13. (CATI) Page 16

How satisfied are you with your (current) relationship in general?

Would you say completely satisfied, very satisfied, somewhat satisfied, not very satisfied, or not at all satisfied?

(WEB) How satisfied are you with your current relationship in general?

<input type="text" value="1. Completely satisfied"/>	<input type="text" value="2. Very satisfied"/>	<input type="text" value="3. Somewhat satisfied"/>
<input type="text" value="4. Not very satisfied"/>	<input type="text" value="5. Not at all satisfied"/>	


C14CKPT. CAI Checkpoint: Whether Respondent is Returning R

<input type="text" value="1. Returning TAS R (PRELOAD.TATYPE=2019)"/>	↓ → GO TO C17CKPT	<input type="text" value="5. All Others (PRELOAD.TATYPE=9995 OR PRELOAD.TATYPE<2019)"/>
		↓

C14. (CATI) Page 17

Which of the following best describes how you think of yourself? Would you say gay or lesbian, straight, that is, not gay or lesbian, bisexual, or something else?

(WEB) Which of the following best describes how you think of yourself?

C15. (CATI)  Page 18

What is your current gender identity? Would you say male, female, transgender male-to-female, transgender female-to-male, or something else, such as nonbinary?

(WEB) What is your current gender identity?

1. Male	2. Female	3. Transgender male-to-female
4. Transgender female-to-male	5. Something else, such as nonbinary	

C17CKPT. CAI Checkpoint: Whether R Reported Sex Last Wave

1. Reported Sex Last Wave (PRELOAD.EVERSEX=YES & (PRELOAD.FIRSTSEXYR=Response or PRELOAD.FIRSTSEXAGE=Response))	5. All Others
↓	
Assign C18 & C18M/C18Y/C18_AGE = PRELOAD; Then GO TO C20CKPT	

Sexual History

C18. (CATI) The next questions are about your sexual experiences. Have you ever had sexual intercourse? (Remember that all of your responses are kept confidential.)

(WEB) The next questions are about your sexual experiences. Have you ever had sexual intercourse?

1. Yes	5. No	→ GO TO C29CKPT
--------	-------	-----------------

↓

C18Y, C18M, C18_AGE

(CATI) C18M. In what month and year, or at what age, did you have intercourse for the first time? (Remember that all of your responses are kept confidential.)

- SELECT Month (ENTER Year at next screen)
- Or PRESS [Enter] to record Age
- Whatever it means to you IS allowed
- PROBE DK month: Do you know what season it was?

[Enter]	1. January	2. February	3. March	4. April	5. May	6. June
GO TO	7. July	8. August	9. September	10. October	11. November	12. December
C18_AGE	21. Winter (Dec-Feb)	22. Spring (Mar-May)	23. Summer (Jun-Aug)	24. Fall (Sep-Nov)	DK/RF	

↓

C18Y. (In what year did you have sexual intercourse for the first time? Remember that all of your responses are kept confidential.)

[C18M], ____

- ENTER Year
- If R reports an age, GO BACK to C18M and PRESS [Delete] - then PRESS [Enter] to record Age
- Whatever it means to you IS allowed

YRBRN+10 (2003) - [CURRENTYEAR]	9996. [P2YEAR]- [CURRENTYEAR], DK Which Year	9997. Before [P2YEAR], DK Exact Year	DK/RF	CHECK: Please enter a date in or before ^MONTH (CURRENTDATE) ^YEAR (CURRENTDATE).
------------------------------------	--	--	-------	---

GO TO C20

↓

C18_AGE. ([C18Y=DK/RF: Could you tell me how old you were / ALL OTHERS: How old were you] when you had sexual intercourse for the first time? Remember that all of your responses are kept confidential)

- ENTER Age at which R had sexual intercourse for the first time
- Whatever it means to you IS allowed

CHECK: Please enter an age from 10 to [RAGE-CURRENT AGE].
 ↓ C20 SIGNAL C18_AGE= 5-9: IWER: You entered that R first had sexual intercourse at age [C18_AGE]. If this is correct, select SUPPRESS to continue. If this is not correct, select CLOSE and correct C18_AGE.

(WEB) C18Y, C18M, C18_AGE. When did you have sexual intercourse for the first time?

default version

Month or Season Year

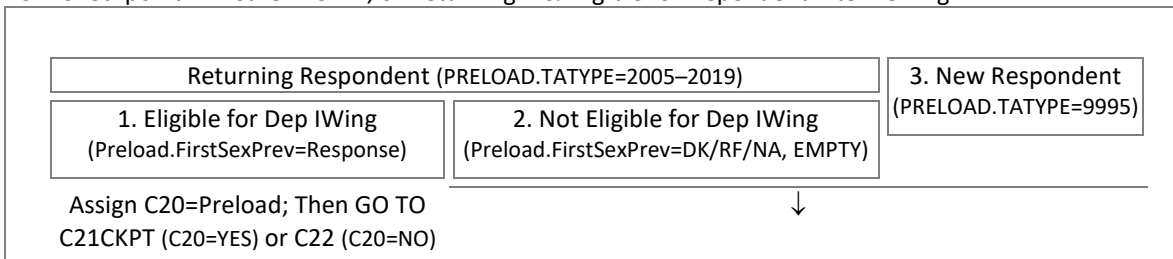
CHECK: Please enter a date in or before ^MONTH (CURRENTDATE) ^YEAR (CURRENTDATE).

alternate version

Age

CHECK: Please enter an age from 10 to [RAGE-CURRENT AGE].

C20CKPT. CAI Checkpoint: Whether New R, or Returning R & Eligible for Dependent Interviewing



C20. (CATI) [C17CKPT =1: The next questions are about your sexual experiences. Think back to the very first time you had sexual intercourse]. Did you or your partner use any methods to prevent pregnancy or sexually transmitted disease (the first time)? (Please look at page 19 of your booklet for some examples of methods, before answering "yes" or "no.")

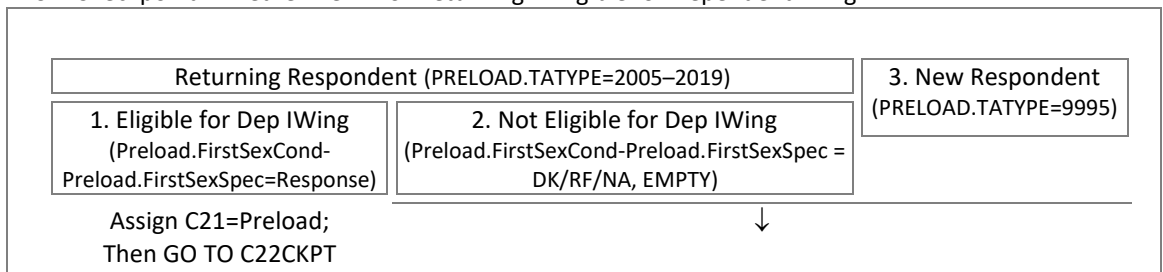
- **If needed:** Remember that all of your responses are kept confidential


(WEB) [C17CKPT =1: The next questions are about your sexual experiences. Please remember that all of your responses are confidential. Think back to the VERY FIRST TIME you had sexual intercourse]. Did you or your partner use any methods to prevent pregnancy or sexually transmitted disease the first time?

→ GO TO C22

↓

C21CKPT. CAI Checkpoint: Whether New R or Returning R Eligible for Dependent Iwing



C21. (CATI)  Page 19

(For this next question, look at page-19 of your booklet and just tell me the letters that correspond to your responses.) That first time, what methods did you and your partner use to prevent pregnancy or sexually transmitted disease? [R=FEMALE: Remember to include methods that men use, such as condoms, vasectomy, and withdrawal.]

- ENTER all that apply
- Verify R's answers (e.g. "B as in Boy")

- PROBE: Any others?
- READ list if needed or R is not using the Response Booklet, pausing after each option to allow R to respond

1. Condom or female condom (A)	2. Withdrawal (pulling out) (B)
3. Rhythm (safe time) (C)	4. Spermicide (foam, gel, jelly, cream, sponge or suppositories) (D)
5. Diaphragm (with or without gel) (E)	6. IUD (intrauterine device) (F)
7. Morning after pill (G)	8. Birth control pills (H)
9. Depo-Provera or injectables (J)	10. Norplant or implant (K)
11. Patch (Ortho Evra) or ring (Nuvaring) (L)	12. Cap (Femcap) or shield (Lea's shield) (M)
13. Vasectomy or tubal ligation (N)	14. Other-specify (P) (C21SPEC. Specify (String 100))
97 (SP_0a) None (IF VOL)	

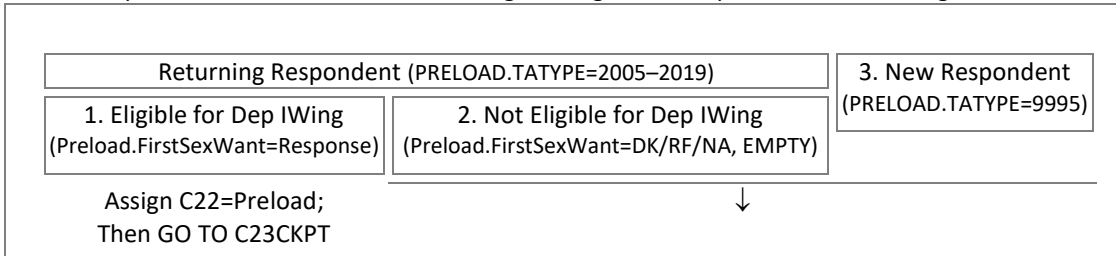
(WEB) That first time, what methods did you and your partner use to prevent pregnancy or sexually transmitted disease?

[R=FEMALE: Remember to include methods that men use, such as condoms, vasectomy, and withdrawal.]

Please select all that apply.

97. (SP_0a) None	
1. Condom or female condom	2. Withdrawal (pulling out)
3. Rhythm (safe time)	4. Spermicide (foam, gel, jelly, cream, sponge or suppositories)
5. Diaphragm (with or without gel)	6. IUD (intrauterine device)
7. Morning after pill	8. Birth control pills
9. Depo-Provera or injectables	10. Norplant or implant
11. Patch (Ortho Evra) or ring (Nuvaring)	12. Cap (Femcap) or shield (Lea's shield)
13. Vasectomy or tubal ligation	14. Other – Please specify: (C21SPEC (String 100))

C22CKPT. CAI Checkpoint: Whether New R, or Returning R & Eligible for Dependent Interviewing



C22. (CATI) Page 20

(For this question, look at page 20 of your booklet and just tell me the letter that corresponds to your response.) Which would you say comes closest to describing how much you wanted that first sexual intercourse to happen?

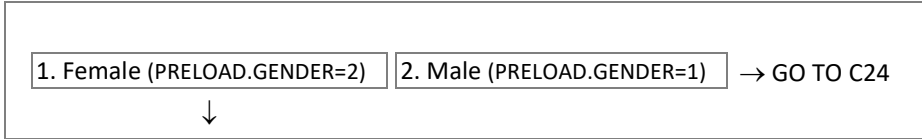
- READ list if needed or R is not using the Response Booklet, pausing after each option to allow R to respond
- Verify R's answers (e.g. "B as in Boy")

1. I really didn't want it to happen at the time (A)
2. I had mixed feelings - part of me wanted it to happen at the time and part of me didn't (B)
3. I really wanted it to happen at the time (C)

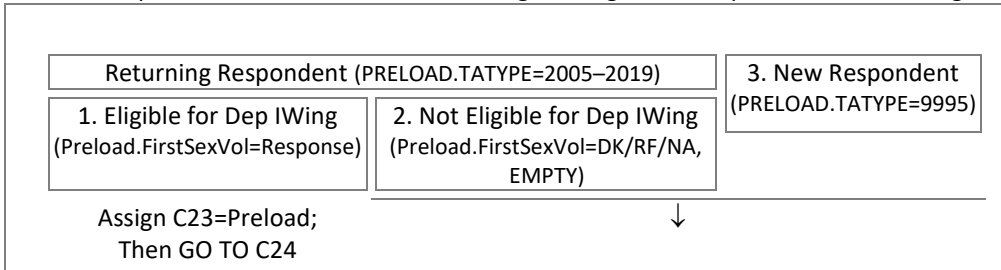
(WEB) Which would you say comes closest to describing how much you wanted that first sexual intercourse to happen?

- | |
|--|
| 1. I really didn't want it to happen at the time |
| 2. I had mixed feelings - part of me wanted it to happen at the time and part of me didn't |
| 3. I really wanted it to happen at the time |

C23CKPT. CAI Checkpoint: Respondent Gender



C23CKPT2. CAI Checkpoint: Whether New R, or Returning R & Eligible for Dependent Interviewing



C23. (CATI/WEB) Would you say then that this first sexual intercourse was voluntary or not voluntary, that is, did you choose to have sex of your own free will or not?

- | | |
|--------------|------------------|
| 1. Voluntary | 5. Not voluntary |
|--------------|------------------|

C24. (CATI/WEB) Have you had sexual intercourse more than once?

- | | | |
|--------|-------|---------------------------------|
| 1. Yes | 5. No | 7. Never had sexual intercourse |
|--------|-------|---------------------------------|

↓ GO TO C27CKPT

C25. (CATI) How many partners have you EVER had sexual intercourse with? This includes any person you had sexual intercourse with, even if it was only once, or if you did not know him or her well.

1 – 997

(WEB) How many partners have you EVER had intercourse with?

This includes any person you had intercourse with, even if it was only once, or if you did not know him or her well.

1 – 997 Number of Partners CHECK: *Based on your previous response, "0" is not allowed.*

C26. (CATI) About how many times have you had sexual intercourse in the past four weeks?


1 – 996 997. (SP_0a) None in the past 4 weeks CHECK: *"0" not allowed.*


(WEB) About how many times have you had sexual intercourse in the past four weeks?

1 – 996 Times CHECK: *"0" is not allowed.*

997. (SP_0a) None in the past 4 weeks

C27CKPT. CAI Checkpoint: Whether R Reported Sex in Past 4 Weeks



C28. (CATI)  Page 21

The next questions are about using birth control to prevent pregnancy or sexually transmitted disease in the past 4 weeks. (For this next question, look at page 21 of your booklet and just tell me the letters that correspond to your responses.) Have you or your sexual partner used one of these methods of birth control in the past 4 weeks? Please tell me about all methods that were used. [*R=FEMALE*: Remember to include methods that men use, such as condoms, vasectomy, and withdrawal.]

- ENTER all that apply
- Verify R’s answers (e.g. “B as in Boy”)
- PROBE: Any others?
- READ list if needed or R is not using the Response Booklet, pausing after each option to allow R to respond

1. Condom or female condom (A)	2. Withdrawal (pulling out) (B)
3. Rhythm (safe time) (C)	4. Spermicide (foam, gel, jelly, cream, sponge or suppositories) (D)
5. Diaphragm (with or without gel) (E)	6. IUD (intrauterine device) (F)
7. Morning after pill (G)	8. Birth control pills (H)
9. Depo-Provera or injectables (J)	10. Norplant or implant (K)
11. Patch (Ortho Evra) or ring (Nuvaring) (L)	12. Cap (Femcap) or shield (Lea's shield) (M)
13. Vasectomy or tubal ligation (N)	14. Other-specify (P) (C28SPEC. Specify (String 100))
97. (SP_0a) None (IF VOL)	

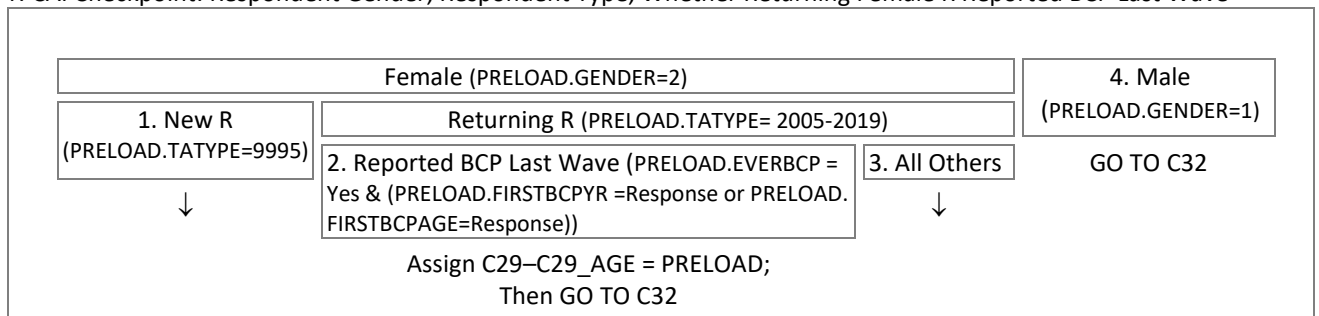
(WEB) Have you or your sexual partner used one of these methods of birth control to prevent pregnancy or sexually transmitted disease in the past 4 weeks? Please tell me about all methods that were used.

[*R=FEMALE*: Remember to include methods that men use, such as condoms, vasectomy, and withdrawal.]

Please select all that apply.

97. (SP_0a) None	
1. Condom or female condom	2. Withdrawal (pulling out)
3. Rhythm (safe time)	4. Spermicide (foam, gel, jelly, cream, sponge or suppositories)
5. Diaphragm (with or without gel)	6. IUD (intrauterine device)
7. Morning after pill	8. Birth control pills
9. Depo-Provera or injectables	10. Norplant or implant
11. Patch (Ortho Evra) or ring (Nuvaring)	12. Cap (Femcap) or shield (Lea's shield)
13. Vasectomy or tubal ligation	14. Other – Please specify: (C28SPEC (String 100))

C29CKPT. CAI Checkpoint: Respondent Gender; Respondent Type; Whether Returning Female R Reported BCP Last Wave



C29. (CATI) Have you ever taken birth control pills regularly for at least one monthly cycle?

(WEB) Have you ever taken birth control pills REGULARLY for at least one monthly cycle?

1. Yes 5. No → GO TO C32



C29Y, C29M, C29_AGE

(CATI) C29M. In what month and year, or at what age, did you first take birth control pills regularly for the first time (for at least one monthly cycle)?

- SELECT Month
- Or PRESS [Enter] to record Age
- Whatever it means to you IS allowed
- PROBE DK month: Do you know what season it was?

[Enter]	1. January	2. February	3. March	4. April	5. May	6. June
GO TO	7. July	8. August	9. September	10. October	11. November	12. December
C29_AGE	21. Winter (Dec-Feb)	22. Spring (Mar-May)	23. Summer (Jun-Aug)	24. Fall (Sep-Nov)	DK/RF	



C29Y. (In what year did you start taking birth control pills for the first time (for at least one monthly cycle)?)

[C29M], _ _ _ _

- ENTER Year
- If R reports an age, GO BACK to C29M and PRESS [Delete] - then PRESS [Enter] to record Age
- Whatever it means to you IS allowed

[YRBRN+10 (2003)] – [CURRENTYEAR]	9996. [P2YEAR]- [CURRENTYEAR], DK Which Year	9997. Before [P2YEAR], DK Exact Year	DK/RF	CHECK: Please enter a date in or before ^MONTH (CURRENTDATE) ^YEAR (CURRENTDATE).
---	--	--	-------	---

GO TO C32



C29_AGE. ([C29Y=DK/RF: Could you tell me how old you were /ALL OTHERS: How old were you] when you started taking birth control pills regularly (for at least one monthly cycle) for the first time?)

- ENTER Age at which R started taking birth control pills for the first time (for at least one monthly cycle)

10 – 30 CHECK: Please enter an age from 10 to [RAGE-CURRENT AGE].
 SIGNAL C29_AGE= 10 –9: IWER: You entered that R first regularly took birth control pills at age [C29_AGE]. If this is correct, select SUPPRESS to continue. If this is not correct, select CLOSE and correct C29_AGE.

↓ C32

(WEB) C29Y, C29M, C29_AGE. When did you start taking birth control pills, for at least one monthly cycle, for the FIRST time?

default version

Select ▾ Month or Season Select ▾ Year To enter your age instead, click here.

CHECK: Please enter a date in or before ^MONTH (CURRENTDATE) ^YEAR (CURRENTDATE).

alternate version

10 – 30 Age To enter month and year instead, click here.

CHECK: Please enter an age from 10 to [RAGE-CURRENT AGE].

C32. (CATI) [Returning R (TATYPE=2005 – 2019): Since we last spoke with you (in [TATYPE]), have you / ALL OTHERS: Have you ever] been forced to have any type of sex against your will?

- If needed: Remember that all of your responses are kept confidential
- Whatever it means to you IS allowed

(WEB) [Returning R (TATYPE=2005 – 2019): Since we last spoke with you in [TATYPE], have you /ALL OTHERS: Have you ever] been forced to have any type of sex against your will?

All responses are confidential.

1. Yes 5. No → GO TO C37
↓

C33. (CATI) How many times [Returning R (TATYPE=2005 – 2019): since January 1, ^TATYPE] (have you been forced to have any type of sex against your will)?

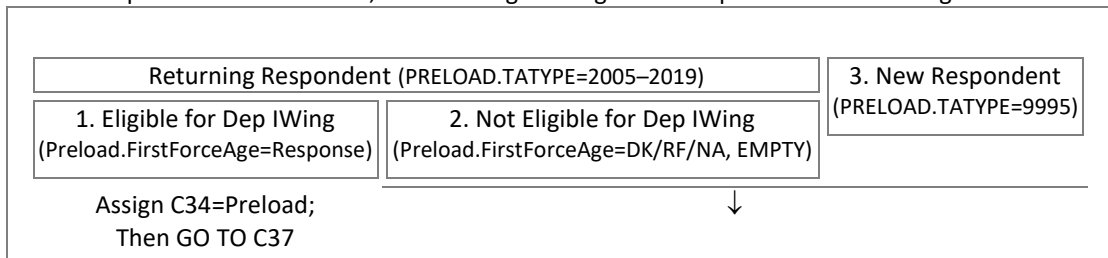
- If needed: Remember that all of your responses are kept confidential
- Whatever it means to you IS allowed

1 – 997

(WEB) How many times [Returning R (TATYPE=2005 – 2019): since January 1, ^TATYPE] have you been forced to have any type of sex against your will?

1 – 997 Number of Times CHECK: Based on your previous response, "0" is not allowed.

C34CKPT. CAI Checkpoint: Whether New R, or Returning R & Eligible for Dependent Interviewing



C34. (CATI) How old were you the first time (you were forced to have any type of sex against your will)?

- If needed: Remember that all of your responses are kept confidential
- Whatever it means to you IS allowed

1 – 30 CHECK: Please enter an age from 1 to [RAGE-CURRENT AGE].

(WEB) How old were you the first time you were forced to have any type of sex against your will?

1 – 30 Age CHECK: Please enter an age from 1 to [RAGE-CURRENT AGE].

C37. (CATI) Page 22

(For these next questions, look at page 22 of your booklet and just tell me the letter that corresponds to your response.) Have you ever gone to see a doctor or nurse because you thought you might have a sexually transmitted disease or HIV?

- READ list if needed or R is not using the Response Booklet, pausing after each option to allow R to respond
- Verify R’s answers (e.g. “B as in Boy”)

1. Yes, a sexually transmitted disease (A) 2. Yes, HIV (B) 3. Yes, both (C) 4. No, neither (D)

(WEB) Have you ever GONE TO SEE a doctor or nurse because you thought you might have a sexually transmitted disease or HIV?

1. Yes, a sexually transmitted disease 2. Yes, HIV 3. Yes, both 4. No, neither

C38. (CATI) Page 22

(Look at page 22 of your booklet and just tell me the letter that corresponds to your response.)


Have you ever been tested for any sexually transmitted diseases or HIV?

- READ list if needed or R is not using the Response Booklet, pausing after each option to allow R to respond
- Verify R’s answers (e.g. “B as in Boy”)

1. Yes, a sexually transmitted disease (A) 2. Yes, HIV (B) 3. Yes, both (C) 4. No, neither (D)

(WEB) Have you ever BEEN TESTED for any sexually transmitted diseases or HIV?

- | | | | |
|--|-------------|--------------|----------------|
| 1. Yes, a sexually transmitted disease | 2. Yes, HIV | 3. Yes, both | 4. No, neither |
|--|-------------|--------------|----------------|

C39. (CATI)  Page 22

(Look at page 22 of your booklet and just tell me the letter that corresponds to your response.)

Have you ever been told by a doctor or nurse that you had a sexually transmitted disease or HIV?

- READ list if needed or R is not using the Response Booklet, pausing after each option to allow R to respond
- Verify R’s answers (e.g. “B as in Boy”)

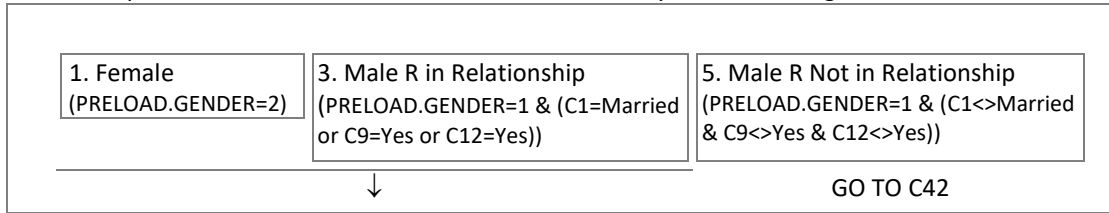
- | | | | |
|--|-----------------|------------------|--------------------|
| 1. Yes, a sexually transmitted disease (A) | 2. Yes, HIV (B) | 3. Yes, both (C) | 4. No, neither (D) |
|--|-----------------|------------------|--------------------|

(WEB) Have you ever BEEN TOLD by a doctor or nurse that you had a sexually transmitted disease or HIV?

- | | | | |
|--|-------------|--------------|----------------|
| 1. Yes, a sexually transmitted disease | 2. Yes, HIV | 3. Yes, both | 4. No, neither |
|--|-------------|--------------|----------------|


Pregnancy and Birth History

C40CKPT. CAI Checkpoint: Whether R is Female, or Male R is Currently Married, Living with a Partner or in a Relationship



C40. (CATI/WEB) The next section is about your experience with childbearing and pregnancy. [R=MALE: Is your current [C1 =MARRIED: spouse / C9, C12=YES: partner] pregnant at this time / R=FEMALE: Are you currently pregnant?]

- | | | |
|--------|-------|-------------|
| 1. Yes | 5. No | → GO TO C42 |
|--------|-------|-------------|
- ↓

C41. (CATI)  Page 23

What [R=MALE: does your [C1 =MARRIED: spouse / C9, C12=YES: partner] / R=FEMALE: do you] plan to do about the pregnancy? (Look at page 23 of your booklet and just tell me the letter that corresponds to your response.)

- Verify R’s answers (e.g. “B as in Boy”)

- | | |
|---|-------------------------------------|
| 1. Keep the baby (A) | 2. Put the baby up for adoption (B) |
| 3. Give the baby to a relative to raise (C) | 4. Have an abortion (D) |

(WEB) What [R=MALE: does your [C1 =MARRIED: spouse / C9, C12=YES: partner] / R=FEMALE: do you] plan to do about the pregnancy?

- | | |
|---|---------------------------------|
| 1. Keep the baby | 2. Put the baby up for adoption |
| 3. Give the baby to a relative to raise | 4. Have an abortion |

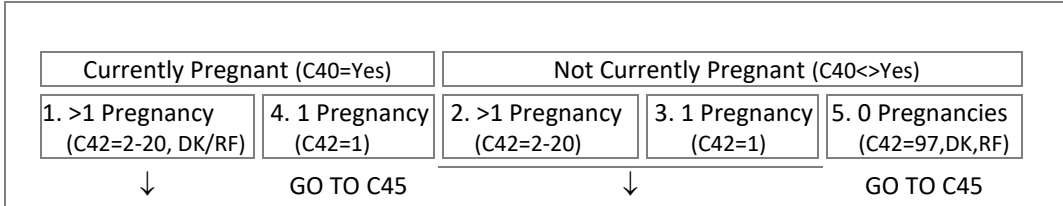
C42. (CATI) [R=MALE & C40=YES: Including this current pregnancy, how / R=FEMALE & C40=YES: Including your current pregnancy, how] / ALL OTHERS: How] many times have you [R=MALE: gotten anyone pregnant / R=FEMALE: been pregnant] [Returning R (TATYPE=2005 – 2019): since we last spoke with you (in [TATYPE]) / New R (TATYPE=9995): in your life]?

- | | |
|-------------------|---|
| 1 – 96 | SIGNAL C42>20: IWER: You entered that R has [R=MALE: gotten someone pregnant / R=FEMALE: been pregnant] [C42] times. If this is correct, select SUPPRESS to continue. If this is not correct, select CLOSE and correct C42. |
| 97. (SP_0a) Never | CHECK: “0” not allowed |

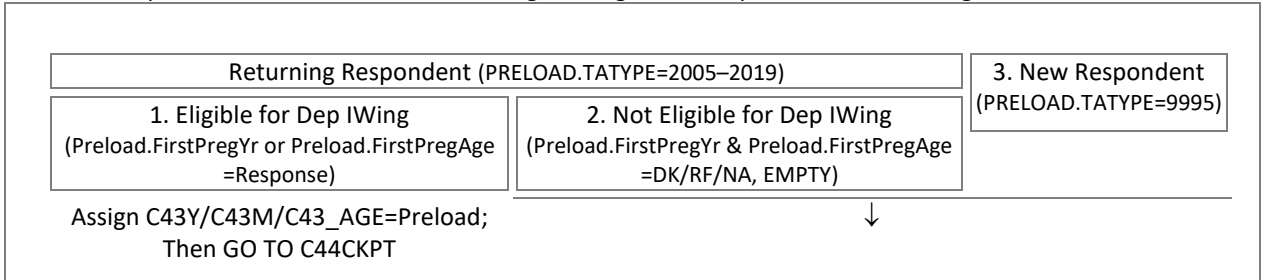
(WEB) [R=MALE & C40=YES: INCLUDING this current pregnancy, how / R=FEMALE & C40=YES: INCLUDING your current pregnancy, how] / ALL OTHERS: How] many times have you [R=MALE: gotten anyone pregnant / R=FEMALE: been pregnant] [Returning R (TATYPE=2005 – 2019): since we last spoke with you in [TATYPE] / New R (TATYPE=9995): in your life]?

1 – 96 Number of Times *CHECK: "0" is not allowed*
 97. (SP_0a) Never

C43CKPT: CAI Checkpoint: Whether R Reported Current Pregnancy; Number of Reported Pregnancies



C43MCKPT. CAI Checkpoint: Whether New R, or Returning R & Eligible for Dependent Interviewing



C43Y, C43M, C43_AGE

(CATI) C43M. Now I'd like to ask some questions specifically about [R=MALE: [>1 PREG: the first time you got someone pregnant / 1 PREG: that pregnancy] / R=FEMALE: your [>1 PREG: first] pregnancy]. In what month and year, or at what age, did [R=MALE: that / R=FEMALE: your] [>1 PREG: first] pregnancy end?

- SELECT Month
- Or PRESS [Enter] to record Age
- Whatever it means to you IS allowed
- PROBE DK month: Do you know what season it was?

[Enter]	1. January	2. February	3. March	4. April	5. May	6. June
GO TO	7. July	8. August	9. September	10. October	11. November	12. December
C43_AGE	21. Winter (Dec-Feb)	22. Spring (Mar-May)	23. Summer (Jun-Aug)	24. Fall (Sep-Nov)	DK/RF	



C43Y. (In what month and year, or at what age, did [R=MALE: that / R=FEMALE: your] [>1 PREG: first] pregnancy end?)

- ENTER Year
- If R reports an age, GO BACK to C43M and PRESS [Delete] - then PRESS [Enter] to record Age
- Whatever it means to you IS allowed

[YRBRN+10 (2003)] – [CURRENTYEAR]	9996. [P2YEAR]- [CURRENTYEAR], DK Which Year	9997. Before [P2YEAR], DK Exact Year	DK/RF	<i>CHECK: Please enter a date in or before ^MONTH (CURRENTDATE) ^YEAR (CURRENTDATE).</i>
---	--	--	-------	--

GO TO C44CKPT



C43_AGE. ([C43Y=DK/RF: Could you tell me how old you were / ALL OTHERS: How old were you when] [R=MALE: that / R=FEMALE: your] [>1 PREG: first] pregnancy ended?)

- ENTER Age at which first pregnancy ended

10 – 30

CHECK: Please enter an age from 10 to [RAGE-CURRENT AGE].

↓ C44

SIGNAL C43_AGE= 5–9: IWER: You entered that R was age [C43_AGE] when the pregnancy ended. If this is correct, select SUPPRESS to continue. If this is not correct, select CLOSE and correct C43_AGE.

(WEB) C43Y, C43M, C43_AGE. When did [R=MALE: that / R=FEMALE: your] [>1 PREG: FIRST] pregnancy end?
All responses are confidential.

default version

Select ▾

Month or Season

Select ▾

Year

To enter your age instead, click here.

CHECK: Please enter a date in or before ^MONTH (CURRENTDATE) ^YEAR (CURRENTDATE).

alternate version

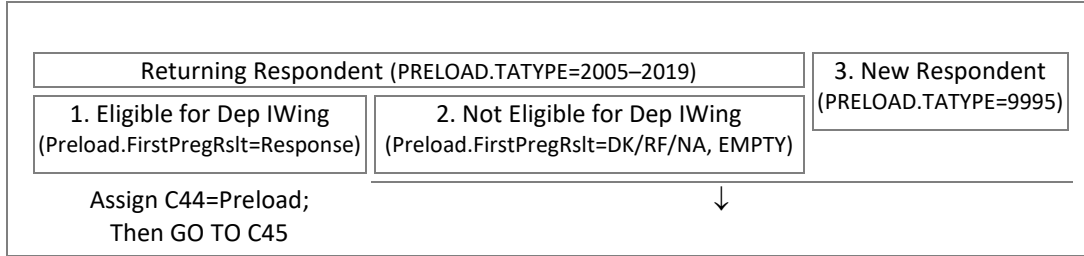
10 – 30


Age

To enter month and year instead, click here.

CHECK: Please enter an age from 10 to [RAGE-CURRENT AGE].

C44CKPT. CAI Checkpoint: Whether New R, or Returning R & Eligible for Dependent Interviewing



C44. (CATI)  Page 24

What was the outcome of [R=MALE: that [>1 PREG: first] / R=FEMALE: your [>1 PREG: first]] pregnancy? (Look at page 24 of your booklet and just tell me the letter that corresponds to your response.)

- IF more than one pregnancy, ask about the first pregnancy
- Verify R’s answers (e.g. “B as in Boy”)

1. Kept the baby (A)

2. Put the baby up for adoption (B)

3. Gave the baby to a relative to raise (C)

4. Had an abortion (D)

5. Had a miscarriage (E)

(WEB) What was the outcome of [R=MALE: that [>1 PREG: FIRST] / R=FEMALE: your [>1 PREG: FIRST]] pregnancy?

1. Kept the baby

2. Put the baby up for adoption

3. Gave the baby to a relative to raise

4. Had an abortion

5. Had a miscarriage

C45. (CATI) How many biological, adopted or step-children do you have?

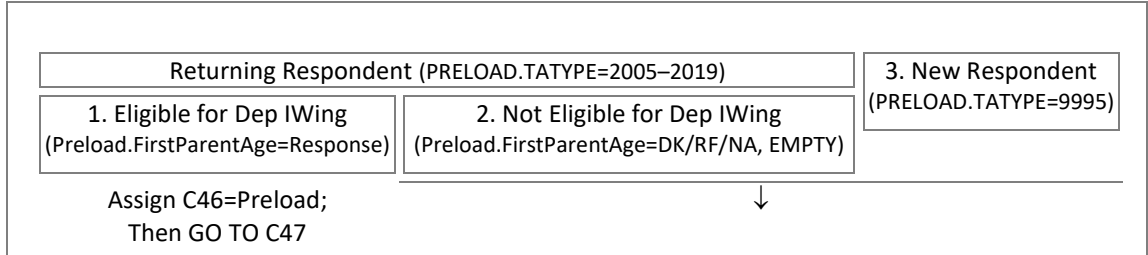
- ENTER [0] for “None”

→ GO TO C47 *SIGNAL C45>12: IWER: You entered that R has [C45] children. If this is correct, select SUPPRESS to continue. If this is not correct, select CLOSE and correct C45.*

(WEB) How many biological, adopted or step-children do you have?

→ GO TO C47 Number of Children

C46CKPT. CAI Checkpoint: Whether New R, or Returning R & Eligible for Dependent Interviewing



C46. (CATI) How old were you when you first became a parent or step-parent?

- Do not include caring for younger siblings

CHECK: *Please enter an age from 10 to [RAGE-CURRENT AGE].*

(WEB) How old were you when you first became a parent or step-parent?

Please do not include caring for younger siblings.

Age CHECK: *Please enter an age from 10 to [RAGE-CURRENT AGE].*

PSID OS64

C47. (CATI) Looking to the future, do you yourself want [C45=0: a / ALL OTHERS: another] [R=FEMALE: baby / R=MALE: child] at some time?

GO TO C49 ↓ C48

(WEB) Looking to the future, do you yourself want [C45=0: a / ALL OTHERS: another] [R=FEMALE: baby / R=MALE: child] at some time?

GO TO C49 ↓

PSID OS65

C48. (CATI) Do you think you probably want or probably do not want to have [C45=0: a / C45 <>0: another] [R=FEMALE: baby / R=MALE: child] at some time in the future?

- If R insists: Don't know/not sure

(WEB) Do you think you probably want or probably do not want to have [C45=0: a / C45 <>0: another] [R=FEMALE: baby / R=MALE: child] at some time in the future?

Please do not include caring for younger siblings.

C49. (CATI) If you could have just the number you want, what number of children would you have when your family is completed?

- ENTER [0] for "None"

→ GO TO SECTION D

↓ C50

(WEB) If you could have just the number you want, what number of children would you have when your family is completed?

→ GO TO SECTION D Child(ren)



C50. (CATI) If you could not have exactly [C49], would you rather have [C49 - 1] or [C49 + 1] children?

→ GO TO SECTION D CHECK: *ENTER [C49 - 1] or [C49 + 1].*



(WEB) If you could not have exactly [C49], would you rather have [C49 - 1] or [C49 + 1] children?

→ GO TO SECTION D Child(ren) CHECK: *Please enter [C49 - 1] or [C49 + 1].*



C51. (CATI) And if you could not have exactly [C50], would you rather have [C50 - [C50=C49 - 1: 1 / C50=C49 + 1: 2]] or [C50 + [C50=C49 - 1: 2 / C50=C49 + 1: 1]] children?

CHECK: *ENTER [C50 - 1/2] or [C50 + 2/1].*

(WEB) And if you could not have exactly [C50], would you rather have [C50 - [C50=C49 - 1: 1 / C50=C49 + 1: 2]] or [C50 + [C50=C49 - 1: 2 / C50=C49 + 1: 1]] children?

Child(ren) CHECK: *Please enter [C50 - 1/2] or [C50 + 2/1].*

END SECTION_C

Section D: Employment, Military Service, and Time Use
[TOC](#)

SecD_Start. Whether section started flag.

1. Yes

SecDDone. After a mode switch, flags whether section completed.

1. Yes

SecDLock. After a mode switch, flags whether section locked.

1. Yes

SecDMode. Whether interview completed in WEB or CATI flag.

1. SELF/WEB 2. IWER/CATI

SECTION_D

Employment Status

PSID BCDE1

D1. (CATI ONLY) Now we have some questions about employment. We would like to know about what you do – are you working now, looking for work, keeping house, a student, or what?

- ENTER all that apply
- PROBE: Any others?
- If R is currently in the military, ENTER [1]
- If R says “COVID-19/coronavirus” or “unemployed/not working because of COVID-19/coronavirus”, PROBE: Are you temporarily laid off or furloughed, or did you permanently lose your job?
 - If temporarily laid off or furloughed, ENTER [2]
 - If permanently lost job, READ NEXT PROBE
- If R says “Unemployed/Not working”, PROBE: Are you looking for work?
 - If unemployed/not working and looking for work, ENTER [3]
 - If unemployed/not working and not looking for work, ENTER [6]

1. Working now, including serving in the military	2. Only temporarily laid off or furloughed, or on sick or maternity leave	3. Looking for work, unemployed	4. Retired
GO TO D4CKPT1		5. Permanently or temporarily disabled	
CHECK: You cannot select "Working now" OR "Only temporarily laid off" in combination with "Looking for work, unemployed"		6. Keeping house	7. A student
		8. Other-specify (D1SPEC. Specify (String 100))	
GO TO D2			

D1_. (WEB ONLY) Now some questions about what you do. Are you:

Please select all that apply.

If you are employed and currently working, please select “Working now, including serving in the military”.

If you are employed but currently on maternity or sick leave, or laid off or furloughed for any reason (including COVID-19), please select “Employed, but temporarily laid off or furloughed, or on sick or maternity leave”.

If you are unemployed, please tell us whether you are looking for work or not looking for work.

1. (SP_0a) Working now, including serving in the military	3. (SP_0c) Unemployed and looking for work
2. (SP_0b) Employed, but temporarily laid off or furloughed, or on sick or maternity leave	9. (SP_0d) Unemployed and not looking for work
	4. Retired
	5. Permanently or temporarily disabled
GO TO D4CKPT1	6. Keeping house
	7. A student
	NA

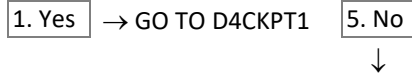
8. Other – Please specify: (D1SPECW. String 100)

NOTE: Codes 9 and 6 combined into code 6 post-processing

GO TO D2

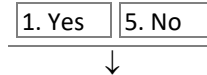
PSID BCDE3

D2. (CATI/WEB) Are you doing any work for money now?

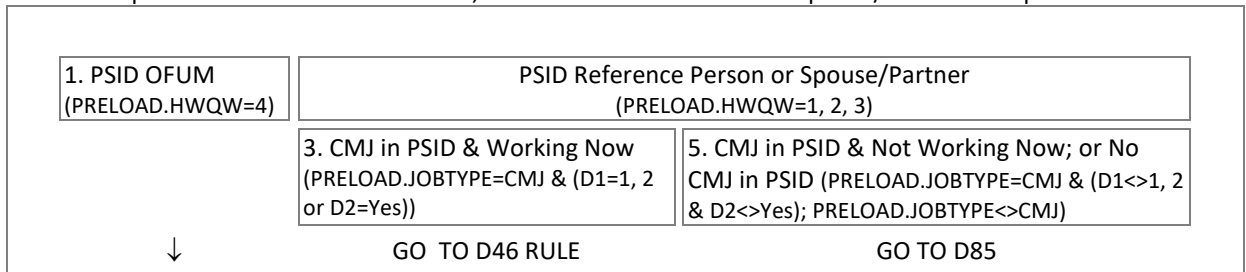


PSID BCDE3A

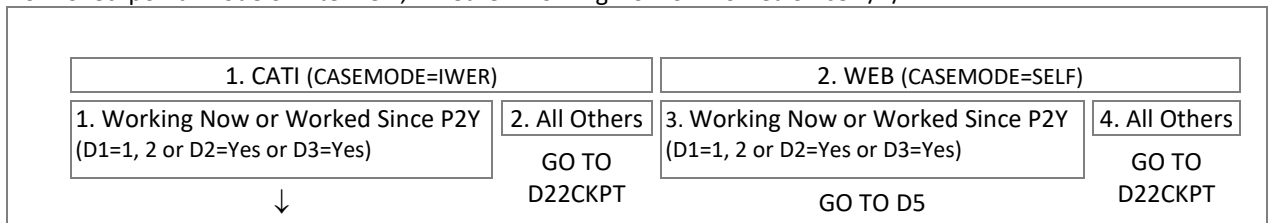
D3. (CATI/WEB) Have you done any work for money since January 1, [P2YEAR]? Please include any type of work, no matter how small.



D4CKPT1. CAI Checkpoint: Whether R is PSID OFUM, or PSID Reference Person or Spouse/Partner & Reported CMJ in PSID



D4CKPT2. CAI Checkpoint: Mode of Interview; Whether Working Now or Worked Since 1/1/P2YEAR



SECTION_D.D5_D6B[1-10] [1-10]=Which employer

PSID EMPLOYER modified

D5. (CATI) [EMPLOYMENT TIMELINE]

Employment [P2YEAR] – [CYEAR]		
Employer Name	Start Date	End Date
[EMPNAME]	p2y-cy: [mmm-YYYY]	Present
	p2y-cy: [season-YYYY]	p2y-cy: [mmm-YYYY]
	p2y-cy: [DK-YYYY]	p2y-cy: [season-YYYY]
	p2y-cydk: [DK(P2Y-CY)]	p2y-cy: [DK-YYYY]
	<p2y: [YYYY]	p2y-cydk: [DK(P2Y-CY)]
	<p2ydk: DK(Before YYYY)	

These next questions are about all of the work for money that you have done since January 1, [P2YEAR]. Please include self-employment and any other kind of work that you have done for pay. What is the name of [D5_d6b[1] & WORKING NOW: your CURRENT / EMPLOYMENT[1] & WORKED SINCE P2YEAR: your MOST RECENT / EMPLOYMENT[3..10]: that] employer?

- **If necessary:** This information will help us to process employment information you gave us. The name itself will never be released as part of the data from the study.

- If R has more than one employer, PROBE: You will be able to give us information about each employer as we go on
- If no employer name is given, ASK for job title or anything that can help identify the job.
- Ctrl-D and Ctrl-R not allowed; For DK/RF type [DK] or [RF]

(WEB) [EMPLOYMENT TIMELINE]

Employment [P2YEAR] – [CYEAR]		
Employer Name	Start Date	End Date
[EMPNAME]	p2y-cy: [mmm-YYYY]	Present
	p2y-cy: [season-YYYY]	p2y-cy: [mmm-YYYY]
	p2y-cy: [DK-YYYY]	p2y-cy: [season-YYYY]
	p2y-cydk: [DK(P2Y-CY)]	p2y-cy: [DK-YYYY]
	<p2y: [YYYY]	p2y-cydk: [DK(P2Y-CY)]
	<p2ydk: DK(Before YYYY)	

[EMPLOYMENT[1]: The calendar at the top of the screen will highlight each employer reported and the dates of employment. The purpose of the calendar is to help you remember what you have reported and may not accurately reflect the exact time period actually worked for each employer. The calendar will appear on several of the following screens.]

These next questions are about all of the work for money that you have done since January 1, [P2YEAR]. Please include self-employment and any other kind of work that you have done for pay.

What is the name of [D5_D6b[1] & WORKING NOW: your CURRENT / EMPLOYMENT[1] & WORKED SINCE P2YEAR: your MOST RECENT / EMPLOYMENT[2..10]: that] employer?

If you prefer not to enter the employer's name, please enter a nickname or anything that will identify this employer to you.

If you have more than one employer, you will be able to report each one separately

String 500

PSID EMPLOYSECTION[.SMONTHSEASON, EMPLOYSECTION[.SYEAR
D6M, D6D, D6Y

(CATI) D6Y. [EMPLOYMENT TIMELINE]

When did you start working for this employer?

- ENTER Year
 - If necessary: What would be your best estimate?
- Enter 9996 [P2YEAR]-[CURRENTYEAR], DK which year
Enter 9997 Before [P2YEAR], DK exact year

[P2YEAR-CYEAR]	[YRBRN+7(2000)]-[P3YEAR]	9996. [P2YEAR]-[CURRENTYEAR], DK Which Year	9997. Before [P2YEAR], DK Exact Year
----------------	---------------------------	---	--------------------------------------

CHECK: Please enter a date in or before ^MONTH (CURRENTDATE) ^YEAR (CURRENTDATE).



GO TO D7

D6M. [EMPLOYMENT TIMELINE]

When did you start working for this employer?

- [JOB 2-10: IF R has worked for employer more than once: Please give me the start date previous to the one we just talked about.]
- ENTER Month or Season (Enter Year at next screen)
- PROBE DK month: Do you know what season it was?

Select ▾ 1. January 5. May 9. September 21. Winter (Dec-Feb) DK/RF
2. February 6. June 10. October 22. Spring (Mar-May)

3. March	7. July	11. November	23. Summer (Jun-Aug)
4. April	8. August	12. December	24. Fall (Sep-Nov)
↓			GO TO D7

D6D. [EMPLOYMENT TIMELINE]

(When did you start working for this employer?)

- ENTER Day or 3rd of the Month (Enter Year at next screen)
- PROBE DK day: Was it the beginning of the month, the middle, or the end (of the month)?

Select ▾	1 – 31
	41. Beginning of the month
	42. Middle of the month
	43. End of the month

(WEB) D6M, D6Y. [EMPLOYMENT TIMELINE]

When did you start working for this employer?

If you do not know the month, please select the season.

If you do not know the day, please select the part of the month.

[YRBRN+15 (2008)]	Year
- [CYEAR]	

<input type="radio"/>	9996. [P2YEAR]-[CYEAR] but don't know which year (SP_0B)
-----------------------	--

<input type="radio"/>	9997. Before [P2YEAR] but don't know exact year (SP_0A)
-----------------------	---

Select ▾	Month or Season	For D6Y= P2YR-CYR only	1. January	5. May	9. September	21. Winter (Dec-Feb)
			2. February	6. June	10. October	22. Spring (Mar-May)
			3. March	7. July	11. November	23. Summer (Jun-Aug)
			4. April	8. August	12. December	24. Fall (Sep-Nov)

Select ▾	Day or Part of the Month	For D6Y= P2YR-CYR & D6M=1-12 only	1 – 31	41. Beginning of the month
				42. Middle of the month
				43. End of the month

CHECK: Please enter a date in or before ^MONTH (CURRENTDATE) ^YEAR (CURRENTDATE).

SIGNAL for SYEAR=NA: Please enter a YEAR so that you are asked the correct follow up questions. If you can't remember the exact year, please select "[P2YEAR]-[CYEAR] but don't know which year" or "Before [P2YEAR] but don't know exact year".

PSID EMPLOYSECTION[.ISCURRENT

D7. (CATI) [EMPLOYMENT TIMELINE]

Is this a current job?

- If this job is seasonal - R intends to return but is not currently working at this job - ENTER [5].

1. Yes	→ GO TO D9	5. No	DK/RF	CHECK: R is reporting a current job, but earlier at D2 R reported not working now for money. VERIFY current working status. GO BACK to edit D2 if needed.
↓ D8M				

(WEB) [EMPLOYMENT TIMELINE]

Is this a current job?

If this is a seasonal job but you are not CURRENTLY working at this job, please select No.

1. Yes	→ GO TO D9	5. No	NA
↓			

PSID EMPLOYSECTION[.EMONTHSEASON, EMPLOYSECTION[.EYEAR

(CATI) D8Y. [EMPLOYMENT TIMELINE]

(When did you stop working for this employer?)

- ENTER Year

- If necessary: What would be your best estimate?

Enter 9996 [P2YEAR]-[CURRENTYEAR], DK which year

[P2YEAR] – [CURRENTYEAR]	9996. [P2YEAR]- [CURRENTYEAR], DK Which Year	DK/RF
-----------------------------	--	-------

CHECK: Please enter a date in or before ^MONTH (CURRENTDATE) ^YEAR (CURRENTDATE).

CHECK: Job year end cannot be earlier than job start date

↓ GO TO D9

D8M. [EMPLOYMENT TIMELINE]

When did you stop working for this employer?

- ENTER Month or Season (ENTER Year at next screen)
- PROBE DK month: Do you know what season it was?

Select ▾	1. January	5. May	9. September	21. Winter (Dec-Feb)	DK/RF
	2. February	6. June	10. October	22. Spring (Mar-May)	
	3. March	7. July	11. November	23. Summer (Jun-Aug)	
	4. April	8. August	12. December	24. Fall (Sep-Nov)	

↓ GO TO D9

D8D. [EMPLOYMENT TIMELINE]

(When did you stop working for this employer?)

- ENTER Day or 3rd of the Month (Enter Year at next screen)
- PROBE DK day: Was it the beginning of the month, the middle, or the end (of the month)?

Select ▾	1 – 31
	41. Beginning of the month
	42. Middle of the month
	43. End of the month

(WEB) D8M, D8Y. [EMPLOYMENT TIMELINE]

When did you stop working for this employer?

If you do not know the month, please select the season.

If you do not know the day, please select the part of the month.

Select ▾	Year	[P2YEAR] – [CYEAR]	9996. [P2YEAR]-[CYEAR] but don't know which year																
Select ▾	Month or Season	For D8Y=P2YR-CYR only	<table border="0"> <tr> <td>1. January</td> <td>5. May</td> <td>9. September</td> <td>21. Winter (Dec-Feb)</td> </tr> <tr> <td>2. February</td> <td>6. June</td> <td>10. October</td> <td>22. Spring (Mar-May)</td> </tr> <tr> <td>3. March</td> <td>7. July</td> <td>11. November</td> <td>23. Summer (Jun-Aug)</td> </tr> <tr> <td>4. April</td> <td>8. August</td> <td>12. December</td> <td>24. Fall (Sep-Nov)</td> </tr> </table>	1. January	5. May	9. September	21. Winter (Dec-Feb)	2. February	6. June	10. October	22. Spring (Mar-May)	3. March	7. July	11. November	23. Summer (Jun-Aug)	4. April	8. August	12. December	24. Fall (Sep-Nov)
1. January	5. May	9. September	21. Winter (Dec-Feb)																
2. February	6. June	10. October	22. Spring (Mar-May)																
3. March	7. July	11. November	23. Summer (Jun-Aug)																
4. April	8. August	12. December	24. Fall (Sep-Nov)																
Select ▾	Day or Part of the Month	For D8Y=P2YR-CYR & D8M=1-12 only	<table border="0"> <tr> <td>1 – 31</td> <td>41. Beginning of the month</td> </tr> <tr> <td></td> <td>42. Middle of the month</td> </tr> <tr> <td></td> <td>43. End of the month</td> </tr> </table>	1 – 31	41. Beginning of the month		42. Middle of the month		43. End of the month										
1 – 31	41. Beginning of the month																		
	42. Middle of the month																		
	43. End of the month																		

CHECK: Please enter a date in or before ^MONTH (CURRENTDATE) ^YEAR (CURRENTDATE). CHECK should not trigger if DAY=41-43

SIGNAL for EYEAR=NA: Please select a YEAR so that you are asked the correct follow up questions. If you can't remember the exact year, please select "[P2YEAR]-[CYEAR] but don't know which year".

WEB ASSIGNMENT Rule. Assignment of Missing Data (WEB)

D6Y =NA & D7<>Yes & D8Y=NA	Assign D6Y=9996 & assign D8Y=9996
D6Y =NA & D7<>Yes & D8Y =Response	Assign D6Y=D8Y

D6Y =NA & D7=Yes	Assign SYEAR=CYEAR & assign D8Y /D8M/D8D=Current date
D6Y =9996, 9997, <CYEAR & D7<>Yes & D8Y =NA	Assign D8Y =9996
D6Y =CYEAR & D7<>Yes & D8Y =NA	Assign D8Y =CYEAR
D6Y =Response & D7=Yes	Assign D8Y /D8M/D8D= Current date

D9. (CATI) [EMPLOYMENT TIMELINE]

Is there any other work for money that you have done for the past two years, from January 1, [P2YEAR] through the present? Please include self-employment and any other kind of work that you have done for pay.

(WEB) [EMPLOYMENT TIMELINE]

Is there any other work for money that you have done for the past two years, from January 1, [P2YEAR] through the present?

Please include self-employment and any other kind of work that you have done for pay.

1. Yes → Repeat D5-D9; MAX=10; 5. No
Then GO TO D9ACKPT ↓

<u>SYEAR (DK/RF not allowed)</u>	<u>CURREMP</u>	<u>EYEAR (DK/RF not allowed)</u>	<u>P2YEAR Job?</u>	<u>PYEAR Job?</u>	<u>CYEAR Job?</u>	<u>Current Job?</u>
<P2YEAR, 9997	Yes	not asked (assign CYEAR)	Y	Y	Y	Y
9996	Yes	not asked (assign CYEAR)	Y	Y	Y	Y
P2YEAR	Yes	not asked (assign CYEAR)	Y	Y	Y	Y
PYEAR	Yes	not asked (assign CYEAR)	N	Y	Y	Y
CYEAR	Yes	not asked (assign CYEAR)	N	N	Y	Y
NA (assign CYEAR)	Yes	not asked (assign CYEAR)	N	N	Y	Y WEB ONLY
<P2YEAR, 9997	No, NA	NA (assign 9996)	Y	Y	Y	N WEB ONLY
9996	No, NA	NA (assign 9996)	Y	Y	Y	N WEB ONLY
P2YEAR	No, NA	NA (assign 9996)	Y	Y	Y	N WEB ONLY
PYEAR	No, NA	NA (assign 9996)	N	Y	Y	N WEB ONLY
CYEAR	No, NA	NA (assign CYEAR)	N	N	Y	N WEB ONLY
NA (assign 9996)	No, NA	NA (assign 9996)	Y	Y	Y	N WEB ONLY
<P2YEAR, 9997	No, DK/RF, NA	9996	Y	Y	Y	N
9996	No, DK/RF, NA	9996	Y	Y	Y	N
P2YEAR	No, DK/RF, NA	9996	Y	Y	Y	N
PYEAR	No, DK/RF, NA	9996	N	Y	Y	N
CYEAR	No, DK/RF, NA	9996	N	N	Y	N
NA (assign EYEAR)	No, NA	9996	Y	Y	Y	N WEB ONLY
<P2YEAR, 9997	No, DK/RF, NA	CYEAR	Y	Y	Y	N
9996	No, DK/RF, NA	CYEAR	Y	Y	Y	N
P2YEAR	No, DK/RF, NA	CYEAR	Y	Y	Y	N
PYEAR	No, DK/RF, NA	CYEAR	N	Y	Y	N
CYEAR	No, DK/RF, NA	CYEAR	N	N	Y	N
NA (assign EYEAR)	No, NA	CYEAR	N	N	Y	N WEB ONLY
<P2YEAR, 9997	No, DK/RF, NA	PYEAR	Y	Y	N	N
9996	No, DK/RF, NA	PYEAR	Y	Y	N	N
P2YEAR	No, DK/RF, NA	PYEAR	Y	Y	N	N
PYEAR	No, DK/RF, NA	PYEAR	N	Y	N	N
NA (assign EYEAR)	No, NA	PYEAR	N	Y	N	N WEB ONLY
<P2YEAR, 9997	No, DK/RF, NA	P2YEAR	Y	N	N	N
9996	No, DK/RF, NA	P2YEAR	Y	N	N	N
P2YEAR	No, DK/RF, NA	P2YEAR	Y	N	N	N
NA (assign EYEAR)	No, NA	P2YEAR	Y	N	N	N WEB ONLY

Field	Value	Employment Timeline Text Fill	Equivalence for TOTWKSJOB, TOTWKSJOB2
-------	-------	-------------------------------	---------------------------------------

EMPLOYER	Response	[EMPLOYER]	
EMPLOYER	Non response	Employer [1 – 10]	
SYEAR, EYEAR	1901 – PYEAR	1901 – [PYEAR]	XSYEAR, XEYEAR = 1901 – [PYEAR]
SYEAR, EYEAR	CYEAR (& CURREMP=Yes)	Present	XSYEAR, XEYEAR = [CYEAR]
SYEAR, EYEAR	CYEAR (& CURREMP<>Yes)	[CYEAR]	XSYEAR, XEYEAR = [CYEAR]
SYEAR, EYEAR	9996. [P2YEAR]-[CYEAR] DK which	[P2YEAR]-[CYEAR]	XSYEAR, XEYEAR = [P2YEAR]
SYEAR, EYEAR	9997. Before [P2YEAR] DK year	Before [P2YEAR]	XSYEAR, XEYEAR = [P3YEAR]
SMONTH, EMONTH	1. January – 12. December	[Jan – Dec]/	XSMONTH, XEMONTH = 1 – 12
SMONTH, EMONTH	21. Winter (Dec-Feb)	Win/	XSMONTH, XEMONTH = 1 (Jan)
SMONTH, EMONTH	22. Spring (Mar-May)	Spr/	XSMONTH, XEMONTH = 4 (Apr)
SMONTH, EMONTH	23. Summer (Jun-Aug)	Sum/	XSMONTH, XEMONTH = 7 (Jul)
SMONTH, EMONTH	24. Fall (Sep-Nov)	Fal/	XSMONTH, XEMONTH = 10 (Oct)
SMONTH, EMONTH	DK, RF, NA	n/a <i>not displayed</i>	XSMONTH, XEMONTH = 99
SDAY, EDAY	1 – 31	not displayed	XSDAY, XEDAY = 1 – 31
SDAY, EDAY	41. Beginning of the month	not displayed	XSDAY, XEDAY = 5
SDAY, EDAY	42. Middle of the month	not displayed	XSDAY, XEDAY = 15
SDAY, EDAY	43. End of the month	not displayed	XSDAY, XEDAY = 25
SDAY, EDAY	DK, RF, NA	not displayed	XSDAY, XEDAY = 1

Section_D.PYTOTWKS (0 – 52, 99)
 Section_D.P2YTOTWKS (0 – 52, 99)

CALCULATIONS	P2YTOTWKS	PYTOTWKS
XSMONTH, XEMONTH =99	99	99
XSMONTH & XEMONTH = RESPONSE and...		
XSYEAR< P2YEAR & XEYEAR= CYEAR	52	52
XSYEAR< P2YEAR & XEYEAR= PYEAR	52	#WKS 1/1/PYR – XEM/XED/PYR
XSYEAR< P2YEAR & XEYEAR= P2YEAR	#WKS 1/1/P2YR – XEM/XED/P2YR	0
XSYEAR= P2YEAR & XEYEAR= CYEAR	#WKS XSM/XSD/P2YR – 12/31/P2YR	52
XSYEAR= P2YEAR & XEYEAR= PYEAR	#WKS XSM/XSD/P2YR – 12/31/P2YR	#WKS 1/1/PYR – XEM/XED/PYR
XSYEAR= P2YEAR & XEYEAR= P2YEAR	#WKS XSM/XSD/P2YR – XEM/XED/P2YR	0
XSYEAR= PYEAR & XEYEAR= CYEAR	0	52
XSYEAR= PYEAR & XEYEAR= PYEAR	0	#WKS XSM/XSD/PYR – XEM/XED/PYR
XSYEAR= CYEAR & XEYEAR= CYEAR	0	0

- Section_D.PYTOTWKS (0 – 52, 99)
- Establish which weeks 1-52 were worked by each job in PYEAR
 - Count the number of weeks worked by more than one job in PYEAR (concurrent)
 - Count the number of weeks worked by just one job in PYEAR (unique)
 - Add #concurrent weeks + #unique weeks in PYEAR = PYTOTWKS
- Section_D.P2YTOTWKS (0 – 52, 99)
- Establish which weeks 1-52 were worked by each job in P2YEAR
 - Count the number of weeks worked by more than one job in P2YEAR (concurrent)
 - Count the number of weeks worked by just one job in P2YEAR (unique)
 - Add #concurrent weeks + #unique weeks worked in P2YEAR = P2YTOTWKS

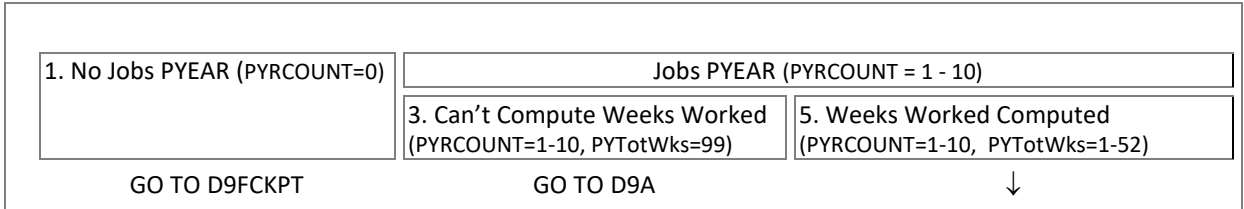
END D5_D6B

PYear Weeks Worked & Hours per Week Worked

DKJOBSPY. Whether the number of weeks worked in PYEAR can be computed based on start and end dates of jobs.
 DKJOBSPY=1 if PYEAR number of weeks worked cannot be computed.
 If DKJOBSPY=1 then D9ACKPt=3/Can't Compute Weeks.

PSID BCDE14ACKPT

D9ACKPT. CAI Checkpoint: Whether Jobs in PYEAR



PSID BCDE14A

D9AA. (CATI/WEB) [EMPLOYMENT TIMELINE]

From the information you have given me on [2 JOBS: both of / >2 JOBS: all of] your [1 JOB: job / 2+ JOBS: jobs], you were employed approximately [PYTotWks] out of 52 weeks in [PYEAR]. Does this sound correct?

1. Yes → ASSIGN PYTotWks to D9A; Then GO TO D9B	5. No
↓	

PSID BCDE14B or Rounded

D9A. (CATI) [EMPLOYMENT TIMELINE]

Thinking about your work in [PYEAR], how many weeks did you actually work on [PYRCOUNT>1: all of] your [PYRCOUNT=1: job / ALL OTHERS: jobs] in [PYEAR], not counting time off for vacations, sick time, unemployment, etc.?

- There are 52 weeks in a year
- A full time job is typically 40 hours a week.

→ GO TO D9E

↓ D9B

(WEB) [EMPLOYMENT TIMELINE]

Not counting time off for vacations, sick time, and unemployment, think about your work in [PYEAR], how many weeks did you actually work on [PYRCOUNT>1: all of] your [PYRCOUNT=1: job / ALL OTHERS: jobs] in [PYEAR]?
There are 52 weeks in a year.

→ GO TO D9E Weeks

↓

PSID BCDE14BB

D9B. (CATI) [EMPLOYMENT TIMELINE]

On average, how many hours a week did you work on [PYRCOUNT>1: all of] your [PYRCOUNT=1: job / ALL OTHERS: jobs] during [PYEAR]?

- There are 52 weeks in a year
- A full time job is typically 40 hours a week
- ROUND DOWN for fractions less than ½ (0.5)
- ROUND UP for fractions ½ (0.5) or more

→ GO TO D9FCKPT *SIGNAL D9B>112: IWER: You entered that R worked [D9B] hours a week. If this is correct, select SUPPRESS to continue. If this is not correct, select CLOSE and correct D9B.*

↓ D9C

(WEB) [EMPLOYMENT TIMELINE]

On average, how many hours a week did you work on [PYRCOUNT>1: all of] your [PYRCOUNT=1: job / ALL OTHERS: jobs] during [PYEAR]?
There are 52 weeks in a year.
A full time job is typically 40 hours a week.

Hours → GO TO D9FCKPT

↓

PSID BCDE14B3

D9C. (CATI) [EMPLOYMENT TIMELINE]

Did you work any overtime which isn't included in that (earlier report of hours per week)?

(WEB) [EMPLOYMENT TIMELINE]

Did you work any overtime which you did not include in your earlier report of hours per week?

→ GO TO D9FCKPT



PSID BCDE14B4, BCDE14B4PER

D9D, D9DPER

(CATI) D9D. [EMPLOYMENT TIMELINE]

How many hours did that overtime amount to (on [PYRCOUNT>1: all of] your [PYRCOUNT=1: job /ALL OTHERS: jobs] in [PYEAR])?

- ENTER amount here, then ENTER unit of time on next screen (Week, Two weeks, Month, Year)
- ROUND DOWN for fractions less than ½ (0.5)
- ROUND UP for fractions ½ (0.5) or more

→ GO TO D9FCKPT



D9DPER. The amount entered is: [D9D] per ____

- ENTER unit of time

SIGNAL D9D>1000: IWER: You entered that R worked [D9D] hours of overtime. If this is correct, select SUPPRESS to continue. If this is not correct, select CLOSE and correct D9D.

GO TO D9FCKPT

(WEB) D9D, D9DPER. [EMPLOYMENT TIMELINE]

How many hours did that overtime amount to on [PYRCOUNT>1: all of] your [PYRCOUNT=1: job /ALL OTHERS: jobs] in [PYEAR]?

Hours per

SIGNAL: Please select a unit of time.

GO TO D9FCKPT

PSID BCDE14C

D9E. (CATI) IWER: R reported a job in [PYEAR], but reported '00' for total weeks worked in [PYEAR]. Please explain why.

[EMPLOYMENT TIMELINE]

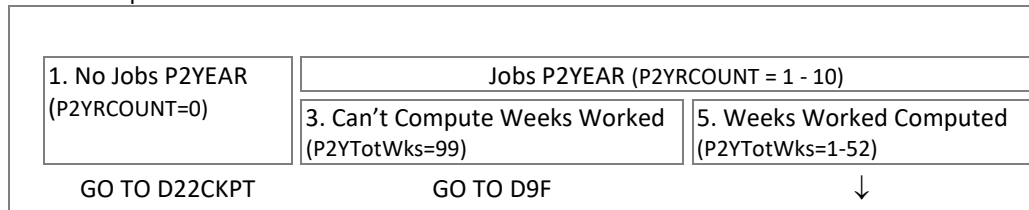
(WEB) [EMPLOYMENT TIMELINE]

Earlier you reported working at a job in [PYEAR], but entered 0 weeks worked in [PYEAR]. Could you please tell us more about that?

P2YEAR Weeks Worked & Hours per Week Worked

PSID BCDE14DCKPT

D9FCKPT. CAI Checkpoint: Whether Jobs in P2YEAR



PSID BCDE14D

D9FF. (CATI/WEB) [EMPLOYMENT TIMELINE]

For the year before last, [P2YEAR], from the information you have given me on [both of / all of] your [job / jobs], you were employed approximately [P2YTotWks] out of 52 weeks in [P2YEAR]. Does this sound correct?

1. Yes → → ASSIGN P2YTotWks to D9F; Then GO TO D9G 5. No



PSID BCDE14E or Rounded2

D9F. (CATI) [EMPLOYMENT TIMELINE]

Thinking about your work in [P2YEAR], how many weeks did you actually work on [*P2YRCOUNT*>1: all of] your [*P2YRCOUNT*=1: job /*ALL OTHERS*: jobs] in [P2YEAR], not counting time off for vacations, sick time, unemployment, etc.?

- There are 52 weeks in a year
- A full time job is typically 40 hours a week.

0 → GO TO D9H 1 – 52 DK/RF

↓ D9G

(WEB) [EMPLOYMENT TIMELINE]

Thinking about your work in [P2YEAR], how many weeks did you actually work on [*P2YRCOUNT*>1: all of] your [*P2YRCOUNT*=1: job /*ALL OTHERS*: jobs] in [P2YEAR], not counting time off for vacations, sick time, unemployment, etc.?

There are 52 weeks in a year.

0 → GO TO D9H 1 – 52 NA Weeks



PSID BCDE14EE

D9G. (CATI) [EMPLOYMENT TIMELINE]

On average, how many hours a week did you work on [*P2YRCOUNT*>1: all of] your [*P2YRCOUNT*=1: job /*ALL OTHERS*: jobs] during [P2YEAR]?

- There are 52 weeks in a year
- A full time job is typically 40 hours a week
- ROUND DOWN for fractions less than ½ (0.5)
- ROUND UP for fractions ½ (0.5) or more

1 – 168 → GO TO D22CKPT *SIGNAL D9G>112: IWER: You entered that R worked [D9G] hours a week. If this is correct, select SUPPRESS to continue. If this is not correct, select CLOSE and correct D9G.*

(WEB) [EMPLOYMENT TIMELINE]

On average, how many hours a week did you work on [*P2YRCOUNT*>1: all of] your [*P2YRCOUNT*=1: job /*ALL OTHERS*: jobs] during [P2YEAR]?

There are 52 weeks in a year.

A full time job is typically 40 hours a week.

1 – 168 Hours

GO TO D22CKPT

PSID BCDE14F

D9H. (CATI) [EMPLOYMENT TIMELINE]

IWER: R reported a job in [P2YEAR], but reported '00' for total weeks worked in [P2YEAR]. Please explain why.

(WEB) [EMPLOYMENT TIMELINE]

Earlier you reported working at a job in [P2YEAR], but entered 0 weeks worked in [P2YEAR]. Could you please tell us more about that?

String 500

Section_D		
WTRWRK	0, 1	1=Working now or worked since 1/1/P2YEAR
DKJobsP1Year	0, 1	1=PYEAR Weeks worked is unknown
DKJobsP2Year	0, 1	1=P2YEAR Weeks worked is unknown
DKHours	0, 1	
JobCount	0-10	Total jobs since 1/1/P2YEAR
CurrCount	0-10	Total current jobs
MostRecCount	0-10	Total recent jobs
Section_D		
PYTOTWKS	0-52, 99	PYEAR Total weeks worked across all jobs
P2YTOTWKS	0-52, 99	P2YEAR Total weeks worked across all jobs
MostRecCount	0-10	Total recent jobs
CurrCount	0-10	Total current jobs
JobCount	0-10	Total jobs since 1/1/P2YEAR
PYrCount	0-10	PYEAR Total jobs
P2YrCount	0-10	P2YEAR Total jobs
DKJOBSP2YEAR	0, 1	1=P2YEAR Weeks worked cannot be computed using job start/end dates
DKJOBSP1YEAR	0, 1	1=PYEAR Weeks worked cannot be computed using job start/end dates
DKWKSPPY	0, 1	1=P2YEAR Weeks worked not reported (D9F=0, DK, RF, NA)
DKHoursPPY	0, 1	1=P2YEAR Hours per week worked not reported (D9F=0, or D9G=DK, RF, NA)
DKWKSPLY	0, 1	1=PYEAR Weeks worked not reported (D9A=0, DK, RF, NA)
DKHoursPY	0, 1	1=PYEAR Hours per week worked not reported (D9A=0, or D9B=DK, RF, NA)
DKOTPY	0, 1	1=PYEAR OT hours not reported (D9A =0, or D9B, D9C or D9D=DK, RF, NA)
Section_D.JobInfo		
JobNum	1-10	Which job
TOTWKSJOB	0-52, 99	PYEAR Weeks this job worked
TOTWKSJOB2	0-52, 99	P2YEAR Weeks this job worked
WTRCYEAR	0, 1	1=Worked this job in CYEAR
WTRPYEAR	0, 1	1=Worked this job in PYEAR
WTRPPYEAR	0, 1	1=Worked this job in P2YEAR
Curr	0, 1	1=Job is current
MostRec	0, 1	1=Job is most recent
Section_D.D24a[1...10]		
JobNum	1-10	Which job
EmpName		Employer name
JobType	1, 2, 3	1=CMJ, 2=MJM, 3=Other Job
Section_D.DJobInfo[1...10]		
JobNum	1-10	Which job
WtrPPYear	0, 1	1=Worked this job in P2YEAR
WtrPYEAR	0, 1	1=Worked this job in PYEAR
WtrCYEAR	0, 1	1=Worked this job in CYEAR
Curr	0, 1	1=Job is current
MostRec	0, 1	1=Job is most recent

Select CMJ or MRMJ

PSID BC15CKPT

D22CKPT. CAI Checkpoint: Whether TAS R Has Worked Since 1/1/ [P2YEAR]

Working Now or Worked Since 1/1/[P2YEAR] (WTRWRK=1)				5. All Others
1. One Current Job	2. 2+ Current Jobs	3. One Most Recent Job	4. 2+ Most Recent Jobs	GO TO D10ACKPT
GO TO D26 RULE	↓	GO TO D26 RULE	↓	

PSID BC16
D23. (CATI) You have just told me that you are working now for more than one employer. Which one of these jobs do you consider to be your main job?

- READ list of employers/jobs if needed

1 – 10. [LIST OF EMPLOYERS]

(WEB) Which one of these jobs do you consider to be your main job?

1 – 10. [LIST OF EMPLOYERS]

ASSIGN SELECTED EMPLOYER: JOBTYP=CMJ

PSID BC17
D24. (CATI) You mentioned more than one job that ended at the same time. Which one of these jobs do you consider to have been your main job?

- READ list of employers/jobs if needed

1 – 10. [LIST OF EMPLOYERS]

(WEB) Which one of these jobs do you consider to have been your main job?

1 – 10. [LIST OF EMPLOYERS]

ASSIGN SELECTED EMPLOYER: JOBTYP=MRMJ

PER JOB INDICATORS

SECTION_D.D24A[1-10] [1-10]=Which job

JOBNUM 1 – 10

EMPNAME [D5]

JOBTYP CMJ=current main job; MRMJ=most recent main job; OTHER=all other jobs

END D24A

PSID asks OCC & IND only for jobs worked PYR-CYR (BC19CKPT); all others go to D61CKPT (wks & hrs in P2YEAR)

Individual Job Information

SECTION_D.D25_D69[1-10] [1-10]=Which job

BC19CKPT in Core

D26CKPT. CAI Checkpoint: Whether Worked This Job in PYEAR-CYEAR

1. Worked This Job PYEAR-CYEAR (WTRP1YEAR=1 or WTRCYEAR=1)	5. All Others	→ GO TO D61CKPT
↓		

D26 RULE. Mode of Interview

CATI (CASEMODE=IWER)	WEB (CASEMODE=SELF)
GO TO D26	GO TO D26_W1

PSID BC20

D26. (CATI) [EMPLOYMENT TIMELINE]

Now I have a few questions about [*ONE JOB*: the job / >*ONE JOB*: each of the jobs] you have told me about. In your work for [D5], what [*CMJ*: is / *MRMJ*: was] your occupation? What sort of work [*CMJ*: do / *MRMJ*: did] you do? What [*CMJ*: are / *MRMJ*: were] your most important activities or duties?

- [*JOBTYPE=CMJ, MRMJ*: PROBE up to 3 times if needed]
- [*JOBTYPE=OTHER*: DO NOT PROBE]
- For Don't Know, PRESS [Ctrl D]
- For Refusal, PRESS [Ctrl R]

Open End → GO TO D27

D26_W1. [EMPLOYMENT TIMELINE]

In your work for [D5], what [*CMJ*: is / *MRMJ*: was] your occupation?

Open End

D26_W2. [EMPLOYMENT TIMELINE]

In your work for [D5], what sort of work [*CMJ*: do / *MRMJ*: did] you do?

Open End

D26_W3. [EMPLOYMENT TIMELINE]

In your work for [D5], what [*CMJ*: are / *MRMJ*: were] your most important activities or duties?

Open End

PSID BC21

D27. (*CATI*) [EMPLOYMENT TIMELINE]

What kind of business or industry [*CMJ*: is / *MRMJ*: was] that in?

- For Don't Know, PRESS [Ctrl D]
- For Refusal, PRESS [Ctrl R]

(*WEB*) [EMPLOYMENT TIMELINE]

What kind of business or industry [*CMJ*: is / *MRMJ*: was] that in at [D5]?

Open End

PSID does not have a similar checkpoint; all CMJ & MRMJ worked PYR-CYR are asked job title.

D28CKPT. CAI Checkpoint: Whether This Job is CMJ

1. CMJ (<i>JOBTYPE=CMJ</i>)	5. All Others	→ GO TO D29CKPT
↓		

PSID BC21A

D28. (*CATI*) [EMPLOYMENT TIMELINE]

What is the official title of your job? (The title that your employer uses.)

(*WEB*) [EMPLOYMENT TIMELINE]

What is the official title of your job at [D5], that is, the title that your employer uses.

String 200

PSID BC21BCKPT (Note: Differs from TAS – only CMJ & MRMJ worked PYR-CYR continue)

D29CKPT. CAI Checkpoint: Whether This Job is CMJ or MRMJ

1. CMJ or MRMJ (<i>JOBTYPE=CMJ, MRMJ</i>)	5. All Others	→ GO TO D30CKPT
---	---------------	-----------------

↓

PSID BC21B1

D29A1. (CATI) [Page 25](#)

[EMPLOYMENT TIMELINE]

[CMJ: Do / MRMJ: Did] you commute to work, [CMJ: do / MRMJ: did] you work from home, or both?

1. Commute to work only	2. Work from home only	3. Both commute and work from home	DK/RF
GO TO D29A2	GO TO D30CKPT	GO TO D29A2	

(WEB) For your job at [[EMPLOYER] / Employer [1-10]], [CMJ: do / MRMJ: did] you...?

1. Commute to work only	2. Work from home only	3. Both commute and work from home	NA
GO TO D29A2	GO TO D30CKPT	GO TO D29A2	

PSID BC21B2

D29A2. (CATI) [Page 26](#)

[EMPLOYMENT TIMELINE]

In a typical week, about how much of your work time [CMJ: is / MRMJ: was] spent working from home?
Would you say more than half, about half, or less than half?

1. More than half	2. About half	3. Less than half
-------------------	---------------	-------------------

(WEB) In a typical week, about how much of your work time [CMJ: is / MRMJ: was] spent working from home?

1. More than half	2. About half	3. Less than half
-------------------	---------------	-------------------

PSID BC21B

D29. (CATI) [EMPLOYMENT TIMELINE]

On a typical day, [D29A1=BOTH: when you [CMJ: commute / MRMJ: commuted] to work,] how many minutes [CMJ: is / MRMJ: was] your round trip commute to and from work?

1 - 900	996. Commute time varies (VOL)	995. Uses temporary lodging near work (VOL)
---------	--------------------------------	---

(WEB) [EMPLOYMENT TIMELINE]

On a typical day, [D29A1=BOTH: when you [CMJ: commute / MRMJ: commuted] to work,] how many minutes [CMJ: is / MRMJ: was] your round trip commute to and from work at [D5]?

1 - 900	Minutes	CHECK: "0" is not allowed.
---------	---------	----------------------------

996. (SP_0b) The commute time varies

995. (SP_0c) I use temporary lodging near work
--

PSID BC22

D29B1. (CATI) [EMPLOYMENT TIMELINE]

[Are / Were] you self-employed, [are / were] employed by someone else, or what?

1. Someone else only	2. Both someone else and self	3. Self-employed only	DK/RF → GO TO D30CKPT
GO TO D29BCKPT	GO TO D29B2		

(WEB) At [[EMPLOYER] / Employer [1-10]], [are / were] you...?

1. Employed only by someone else	2. Employed both by someone else and yourself (self-employed)	3. Self-employed only	NA
GO TO D29BCKPT	GO TO D29B2	GO TO D30CKPT	

PSID BC23

D29B2. (CATI) [EMPLOYMENT TIMELINE]

[Is / Was] that an unincorporated business or a corporation?

1. Unincorporated 2. Corporation

GO TO D30CKPT

(WEB) Is [[EMPLOYER] / Employer [1-10]] an unincorporated business or a corporation?

1. Unincorporated 2. Corporation

GO TO D30CKPT

D29BCKPT. CAI Checkpoint: Whether Worked This Job in PYEAR–CYEAR

1. Worked This Job PYEAR-CYEAR (WTRPYEAR=1 or WTRCYEAR=1)	5. All Others	→ GO TO D61CKPT
↓		

PSID BC24

D29B3. (CATI) [Page 27](#)

[EMPLOYMENT TIMELINE]

[CMJ: Do / MRMJ: Did] you work for the government or a private company?

- IF R says government PROBE: Is that the federal, state, or local government?

1. Federal government 2. State government 3. Local government 4. Private non-government

7. Other-specify (D29B3SPEC. Specify. (String 100))

(WEB) At [[EMPLOYER] / Employer [1-10]], [CMJ: do / MRMJ: did] you work for...?

1. The federal government 2. A state government 3. A local government 4. A private company

7. Other - Please specify: (D29B3SPEC)

PSID BC25ACKPT (Note: Differs from TAS, but excludes MRMJ starting at this checkpoint)

D30CKPT. CAI Checkpoint: Whether This Job is CMJ

1. CMJ (JOBTYPE=CMJ)	5. All Others	→ GO TO D53CKPT
↓		

PSID BC28A

D30. (CATI) [Page 28](#)

[EMPLOYMENT TIMELINE]

Would you say your work requires the use of a computer all of the time, most of the time, some of the time, or none of the time?

(WEB) [EMPLOYMENT TIMELINE]

How often does your work at [D5] require the use of a computer?

1. All of the time 2. Most of the time 3. Some of the time 4. None of the time

PSID BC29

D31. (CATI) [EMPLOYMENT TIMELINE]

On your [*>ONE JOB*: main] job for [D5], are you salaried, paid by the hour, or what?

1. Salaried	2. Salary + commission	3. Paid by hour	4. Hourly + tips	6. Hourly + commission	7. Other	DK/RF	
GO TO D33		GO TO D35				↓ D32	GO TO D44CKPT

(WEB) [EMPLOYMENT TIMELINE]

On your [*>ONE JOB: main*] job for [D5], how are you paid?

1. Salary	2. Salary plus a commission	3. Paid by the hour	4. Hourly plus tips	6. Hourly plus a commission	7. Other	NA	
GO TO D33		GO TO D35				↓	GO TO D44CKPT

PSID BC38

D32. (CATI) [EMPLOYMENT TIMELINE]

How is that?

1. Piecework, hourly + piecework/ production	2. Commission
5. Self-employed, farmer, "profits"-- draw on account	6. By the job/day/mile
7. Other-specify (D32SPEC. Specify (String 500))	

GO TO D44CKPT

(WEB) [EMPLOYMENT TIMELINE]

How are you paid on your main job at [D5]?

1. Piecework or hourly plus piecework	2. Commission
5. Self-employed, farmer, draw on profits	6. By the job, by the day, or by the mile
7. Other – Please specify: (D32SPEC. (String 500))	

GO TO D44CKPT

PSID BC30, BC30PER

D33, D34

(CATI) D33. [EMPLOYMENT TIMELINE]

How much is your salary?

- ENTER amount here, then ENTER unit of time on next screen (Week, Two weeks, Month, Year)

\$ 1.00 – 9,999,997.00	DK/RF	→ GO TO D39CKPT
------------------------	-------	-----------------

↓

D34. [EMPLOYMENT TIMELINE]

- \$ [D33] per _____
- ENTER unit of time

3. Week	4. Two Weeks	5. Month	6. Year	7. Other-specify (D34SPEC. Specify (String 100))
---------	--------------	----------	---------	--

GO TO D39CKPT

(WEB) D33, D34. [EMPLOYMENT TIMELINE]

How much is your salary at [D5]?

\$ 1.00 – 9,999,997.00	per	3. Week	4. Two weeks	5. Month	6. Year	7. Other – Please specify: (D34SPEC. String 100)
<p>SIGNAL: Please select a unit of time. CHECK: Please enter numbers only. Negative numbers (<0) and "0" are not allowed.</p>						

GO TO D39CKPT

TAS does not ask PSID BC31-BC32APER pay for extra hours

PSID BC33

D35. (CATI) [EMPLOYMENT TIMELINE]

What is your hourly wage rate for your regular work time?

- PER hour

\$ 1.00 – 997.00

(WEB) [EMPLOYMENT TIMELINE]

What is your hourly wage rate for your regular work time at [D5]?

\$ 1.00 – 997.00 Per hour CHECK: Please enter numbers only. Negative numbers (<0) and "0" are not allowed.

PSID BC34

D36. (CATI) [EMPLOYMENT TIMELINE]

What is your hourly wage rate for overtime?

- ENTER all that apply
- ENTER [Ctrl-R] for "does not work overtime", "does not get overtime pay", SELECT [I do not get overtime pay]
- If R says "Straight time", PROBE: Do you mean you are paid the same rate for overtime as for regular hours?
- If R says "Comp time" or "compensation time", PROBE: Do you mean you receive additional time off instead of overtime pay?

1. Time and a half	2. Double time	3. Straight time	4. Comp time	5. Exact amount-specify
7. Other-specify (D36SPEC. Specify other overtime wage rate. (String 100))			97 (SP_0a). I do not get overtime pay	DK/RF

↓ D37

GO TO D39CKPT

(WEB) [EMPLOYMENT TIMELINE]

What is your hourly wage rate for overtime at [D5]?

Please select all that apply.

1. Time and a half	2. Double time	3. Straight time	4. Comp time	5. Exact amount
7. Other – Please specify: (D36SPEC (String 100))		97 (SP_0a). I do not get overtime pay	NA	

↓ D37

GO TO D39CKPT

PSID BC34A, BC34APER

D37, D38

(CATI) D37. [EMPLOYMENT TIMELINE]

- Specify overtime exact amount
- ENTER amount here, then ENTER unit of time on next screen (Hour, Day, Week, Two weeks, Month, Year)

\$ 1.00 – 9,999,997.00 DK/RF → GO TO D39CKPT



D38. [EMPLOYMENT TIMELINE]

- \$ [D37] per ____
- ENTER unit of time

1. Hour	2. Day	3. Week	4. Two Weeks	5. Month	6. Year
7. Other-specify (D38SPEC. Specify (String 100))					

↓ D39CKPT

(WEB) D37, D38. [EMPLOYMENT TIMELINE]

What is that overtime amount?

\$ 1.00 – 9,999,997.00 per

1. Hour	2. Day	3. Week	7. Other – Please specify: (D34SPEC. String 100)
4. Two weeks	5. Month	6. Year	

SIGNAL: Please select a unit of time.

CHECK: Please enter numbers only. Negative numbers (<0) and "0" are not allowed.

PSID BC35CKPT

D39CKPT. CAI Checkpoint: Whether Job Paid by Tips or Commissions

1. Tips (D31=4)	2. Commissions (D31=2, 6)	5. All Others	→ GO TO D44CKPT
↓	GO TO D42		

PSID BC36, BC36PER

D40, D41

(CATI) D40. [EMPLOYMENT TIMELINE]

How much are your tips, on average?

- ENTER amount here, then ENTER unit of time on next screen (Hour, Day, Week, Two weeks, Month, Year)

\$ 1.00 – 99,997. 00	DK/RF	→ GO TO D44CKPT
----------------------	-------	-----------------

↓

D41. [EMPLOYMENT TIMELINE]

- \$ [D40] per ____
- ENTER unit of time

1. Hour	2. Day	3. Week	4. Two Weeks	5. Month	6. Year
7. Other-specify (D41SPEC. Specify (String 100))					

GO TO D44CKPT

(WEB) D40, D41. [EMPLOYMENT TIMELINE]

How much are your tips, on average at [D5]?

\$ 1.00 – 99,997. 00	per	1. Hour	2. Day	3. Week	7. Other – Please specify:
		4. Two weeks	5. Month	6. Year	(D41SPEC. String 100)

*SIGNAL: Please select a unit of time.
CHECK: Please enter numbers only.
Negative numbers (<0) and "0" are not allowed.*

GO TO D44CKPT

PSID BC37, BC37PER

D42, D43

(CATI) D42. [EMPLOYMENT TIMELINE]

How much is your commission, on average?

- ENTER amount here, then ENTER unit of time on next screen (Week, Two weeks, Month, Year)

\$ 1 – 9,999,997	DK/RF	→ GO TO D44CKPT
------------------	-------	-----------------

↓

D43. [EMPLOYMENT TIMELINE]

- \$ [D42] per ____
- ENTER unit of time

3. Week	4. Two Weeks	5. Month	6. Year	7. Other-specify (D43SPEC. Specify (String 100))
---------	--------------	----------	---------	--

↓ D44CKPT

(WEB) D42, D43. [EMPLOYMENT TIMELINE]

How much is your commission, on average, at [D5]?

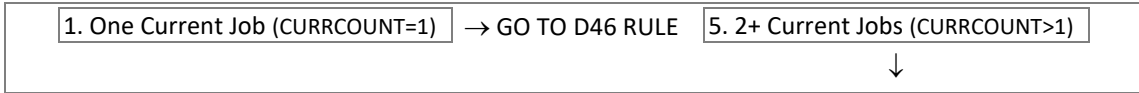
\$ 1 – 9,999,997	Per	3. Week	4. Two weeks	5. Month	6. Year	7. Other – Please specify: (D43SPEC. String 100)
------------------	-----	---------	--------------	----------	---------	---

SIGNAL: Please select a unit of time.

CHECK: Please enter numbers only. Negative numbers (<0) and "0" are not allowed.

PSID BC39ACKPT

D44CKPT. CAI Checkpoint: Number of Current Jobs



PSID BC39A

D45. (CATI) [EMPLOYMENT TIMELINE]

On average, how many hours a week do you currently work on this job?

- ROUND DOWN for fractions less than ½ (0.5)
- ROUND UP for fractions ½ (0.5) or more

SIGNAL D45>112: IWER: You entered that R worked [D45] hours a week. If this is correct, select SUPPRESS to continue. If this is not correct, select CLOSE and correct D45.

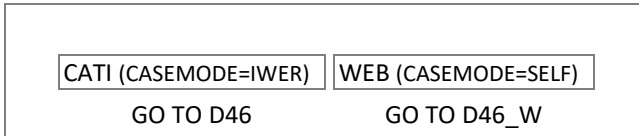
(WEB) [EMPLOYMENT TIMELINE]

On average, how many hours a week do you currently work at [D5]?

Hours CHECK: Please enter a number from 0 to 168.

Not asked in PSID – D46-D51

D46 RULE. Mode of Interview



D46. (CATI) [EMPLOYMENT TIMELINE]

[RP/SP: Now we have some questions about employment.] For this question, I will read each response option to you and then I will pause for a moment to allow you time to respond. [RP/SP: On your present job / OFUM: On your main job for [D5]], which of the following benefits do you receive?

- READ list, pausing after each option to allow R to respond
- ENTER all that apply

<input type="text" value="1. A health plan or insurance?"/>	<input type="text" value="2. A retirement plan?"/>
<input type="text" value="3. Paid sick days?"/>	<input type="text" value="4. Paid vacation days?"/>
<input type="text" value="5. None of the above (DO NOT READ)"/>	<input type="text" value="DK/RF"/>

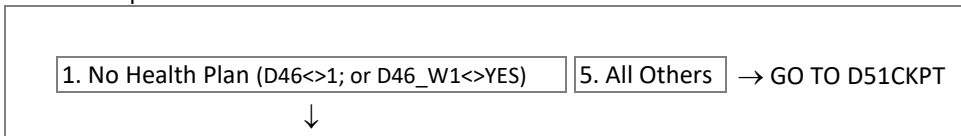
GO TO D47CKPT

D46_W. (WEB) [EMPLOYMENT TIMELINE]

[RP/SP: On your present job / OFUM: On your main job for [D5]], which of the following benefits do you receive?

D46_W1. A health plan or insurance	<input type="text" value="1. Yes"/>	<input type="text" value="5. No"/>
D46_W2. A retirement plan	<input type="text" value="1. Yes"/>	<input type="text" value="5. No"/>
D46_W3. Paid sick days	<input type="text" value="1. Yes"/>	<input type="text" value="5. No"/>
D46_W5. Paid vacation days	<input type="text" value="1. Yes"/>	<input type="text" value="5. No"/>

D47CKPT. CAI Checkpoint: Whether R Still Has CMJ but No Health Plan



D48. (CATI) [EMPLOYMENT TIMELINE]

Does [RP/SP: your present employer / OFUM: [D5]] offer health insurance to any of its employees?

(WEB) [EMPLOYMENT TIMELINE]

Does [RP/SP: your present employer / OFUM: [D5]] offer health insurance to any of its employees?

1. Yes 5. No → GO TO D51CKPT



D49. (CATI) [EMPLOYMENT TIMELINE]

Could you be in this (health insurance) plan if you wanted to?

(WEB) [EMPLOYMENT TIMELINE]

Could you be in this health insurance plan if you wanted to?

1. Yes 5. No → GO TO D51CKPT



D50. (CATI) [EMPLOYMENT TIMELINE]

What is the main reason you aren't in this (health insurance) plan?

- | | |
|--|---|
| <input type="checkbox"/> 1. Covered by another plan | <input type="checkbox"/> 2. Trade health insurance for higher pay |
| <input type="checkbox"/> 3. Too expensive | <input type="checkbox"/> 4. Don't need health insurance |
| <input type="checkbox"/> 5. Have a pre-existing condition | |
| <input type="checkbox"/> 6. Haven't yet worked for this employer long enough to be covered | |
| <input type="checkbox"/> 7. Contract or temporary employees not allowed in plan | |
| <input type="checkbox"/> 97. Other- specify (D50SPEC. Specify (String 200)) | |

(WEB) [EMPLOYMENT TIMELINE]

What is the MAIN reason you aren't in this health insurance plan?

- | | |
|---|---|
| <input type="checkbox"/> 1. I am covered by another insurance plan | <input type="checkbox"/> 2. I trade health insurance for higher pay |
| <input type="checkbox"/> 3. The plan is too expensive | <input type="checkbox"/> 4. I don't need health insurance |
| <input type="checkbox"/> 5. I have a pre-existing condition | |
| <input type="checkbox"/> 6. I haven't yet worked for this employer long enough to be covered | |
| <input type="checkbox"/> 7. I am a contract or temporary employee who is not allowed in this insurance plan | |
| <input type="checkbox"/> 97. Other – Please specify: (D50SPEC (String 200)) | |

D51CKPT. CAI Checkpoint: Whether R Still Has CMJ but No Retirement Plan

<input type="checkbox"/> 1. No Retirement Plan (D46<>2, 6; or D46_W2<>YES)	<input type="checkbox"/> 5. All Others → GO TO D53CKPT
--	--

↓

D51. (CATI) [EMPLOYMENT TIMELINE]

Does [RP/SP: your present employer / OFUM: [D5]] offer a retirement plan to any of its employees?

(WEB) [EMPLOYMENT TIMELINE]

Does [RP/SP: your present employer / OFUM: [D5]] offer a retirement plan to any of its employees?

1. Yes 5. No → GO TO D53CKPT



D52. (CATI) [EMPLOYMENT TIMELINE]

Could you be in this (retirement) plan if you wanted to?

(WEB) [EMPLOYMENT TIMELINE]

Could you be in this retirement plan at [D5] if you wanted to?

1. Yes 5. No

D53CKPT. CAI Checkpoint: Whether Overall PYEAR Weeks Worked Reported

OFUM (HWQW=4)		5. RP/SP (HWQW=1-3)	
Worked Job During PYEAR (WTRPYEAR=1)		4. All Others	
More Than One Job (PYrCount=2-10)		3. One Job (PYrCount=1)	
1. Weeks Reported (DKWKSPY=0)		GO TO D59	
2. Weeks Not Reported (DKWKSPY=1)		GO TO D61CKPT	
GO TO D55CKPT		GO TO D85	

PSID BC42A

D54. (CATI) [EMPLOYMENT TIMELINE]

(And) the job with [D5],

How many weeks out of the year did you actually work on this job in [PYEAR]?

- There are 52 weeks in a year

1.0 – 52.0 97. (SP_0a) Every week except for vacation, sick, strike, or layoff

(WEB) [EMPLOYMENT TIMELINE]

How many weeks out of the year did you actually work at [D5] in [PYEAR]?

There are 52 weeks in a year.

1.0 – 52.0 Weeks CHECK: "0" is not allowed.

97. (SP_0a) Every week except for vacation, sick, strike, or layoff

D55CKPT. CAI Checkpoint: Whether PYEAR Hours/Week Reported

1. Hours/Week Reported (DKHRSPY=0)	→ GO TO D56CKPT	5. Hours/Week Not Reported (DKHRSPY=1)
------------------------------------	-----------------	--

PSID BC43

D55. (CATI) [EMPLOYMENT TIMELINE]

On average, how many hours a week did you work on this job in [PYEAR]?

- ROUND DOWN for fractions less than ½ (0.5)
- ROUND UP for fractions ½ (0.5) or more

1 – 168 SIGNAL D55>112: IWER: You entered that R worked [D55] hours a week. If this is correct, select SUPPRESS to continue. If this is not correct, select CLOSE and correct D55.

(WEB) [EMPLOYMENT TIMELINE]

On average, how many hours a week did you work at [D5] in [PYEAR]?

1 – 168 Hours

D56CKPT. CAI Checkpoint: Whether Overall PYEAR Overtime Reported

1. Overtime Reported (DKOTPY=0)	→ GO TO D59	5. Overtime Not Reported (DKOTPY=1)
---------------------------------	-------------	-------------------------------------

PSID BC44

D56. (CATI) [EMPLOYMENT TIMELINE]

Did you work any overtime (on this job in [PYEAR]) which isn't included in that?

(WEB) [EMPLOYMENT TIMELINE]

Did you work any overtime at [D5] in [PYEAR] which isn't included in that?

1. Yes 5. No → GO TO D59



PSID BC45, BC45PER

D57, D58

(CATI) D57. [EMPLOYMENT TIMELINE]

How many hours did that overtime amount to in (that period during) [PYEAR]?

- ENTER amount here, then ENTER unit of time on next screen (Week, Two weeks, Month, Year)
- ROUND DOWN for fractions less than ½ (0.5)
- ROUND UP for fractions ½ (0.5) or more

1 – 9997 DK/RF → GO TO D59



D58. [EMPLOYMENT TIMELINE]

- \$ [D57] per ____
- ENTER unit of time

3. Week 4. Two Weeks 5. Month 6. Year

7. Other-specify (D58SPEC. Specify (String 100))

SIGNAL D57>1000: IWER: You entered that R worked [D57] hours of overtime. If this is correct, select SUPPRESS to continue. If this is not correct, select CLOSE and correct D57.



(WEB) D57, D58. [EMPLOYMENT TIMELINE]

How many hours of overtime did you work at [D5] in [PYEAR]?

1 – 9997 Hours per 3. Week 4. Two weeks 5. Month 6. Year 7. Other – Please specify:

SIGNAL: Please select a unit of time.
CHECK: "0" is not allowed.

(D58SPEC. String 100)

PSID BC46, BC46PER

D59, D60

(CATI) D59. [EMPLOYMENT TIMELINE]

(And) the job with [EMPLOYER],

About how much did you make at this job in [PYEAR]?

- IF R says "minimum wage", PROBE: How much is that?
- ENTER amount here, then ENTER unit of time on next screen (Hour, Day, Week, Two weeks, Month, Year)

\$ 1.00 – 9,999,997. 00 DK/RF → GO TO D61CKPT



D60. [EMPLOYMENT TIMELINE]

- \$ [D59] per ____
- ENTER unit of time

1. Hour 2. Day 3. Week 4. Two Weeks 5. Month 6. Year

7. Other-specify (D60SPEC. Specify (String 100))



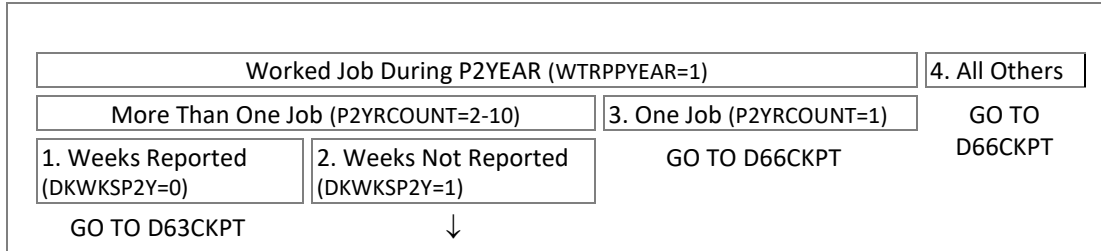
(WEB) D59, D60. [EMPLOYMENT TIMELINE]

About how much did you make at [D5] in [PYEAR]?

\$ 1.00 – 9,999,997. 00 per 1. Hour 2. Day 3. Week 7. Other – Please specify:
4. Two weeks 5. Month 6. Year (D60SPEC. String 100)

SIGNAL: Please select a unit of time.
CHECK: Please enter numbers only. Negative numbers (<0) and "0" are not allowed.

D61CKPT. CAI Checkpoint: Whether Overall P2YEAR Weeks Worked Reported



PSID BC47A

D62. (CATI) [EMPLOYMENT TIMELINE]

(And) the job with [EMPLOYER],

How many weeks out of the year did you actually work on this job in [P2YEAR]?

- There are 52 weeks in a year

1.0 – 52.0 97. (SP_0a) Every week except for vacation, sick, strike, or layoff

(WEB) [EMPLOYMENT TIMELINE]

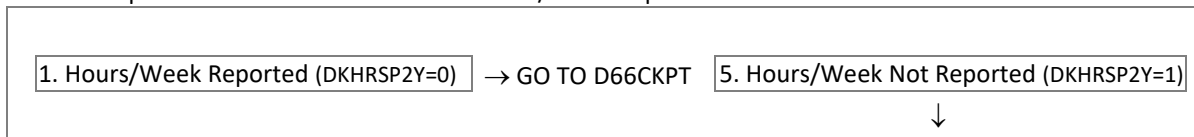
How many weeks out of the year did you actually work at [D5] in [P2YEAR]?

There are 52 weeks in a year.

1.0 – 52.0 Weeks CHECK: "0" is not allowed.

97. (SP_0a) Every week except for vacation, sick, strike, or layoff

D63CKPT. CAI Checkpoint: Whether Overall P2YEAR Hours/Week Reported



PSID BC48

D63. (CATI) [EMPLOYMENT TIMELINE]

On average, how many hours a week did you work on this job in [P2YEAR]?

- ROUND DOWN for fractions less than ½ (0.5)
- ROUND UP for fractions ½ (0.5) or more

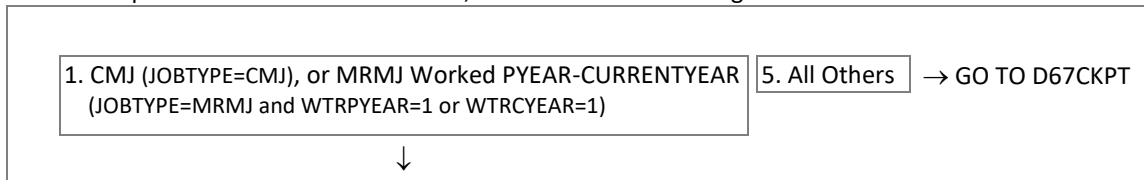
1 – 168 SIGNAL D63>112: IWER: You entered that R worked [D63] hours a week. If this is correct, select SUPPRESS to continue. If this is not correct, select CLOSE and correct D63.

(WEB) [EMPLOYMENT TIMELINE]

On average, how many hours a week did you work at [D5] in [P2YEAR]?

1 – 168 Hours CHECK: "0" is not allowed.

D66CKPT. CAI Checkpoint: Whether This Job is CMJ, or MRMJ Worked during PYEAR-CURRENTYEAR



SECTION_D.D25_D69[1-10].D66

PSID BC19A, BC19ADDR1 - BC19PHONE

D66, D66ADDR1, D66ADDR2, D66CITY, D66STATE, D66ZIP, D66CNTRY

(CATI) D66. [EMPLOYMENT TIMELINE]

We would like to obtain information about characteristics of employers of our study members, such as benefits offered to employees. In order to do this, we need the full address of the place where you work for [EMPNAME]. As you know, the information we collect is confidential, and that includes maintaining confidentiality in collecting information about employers.

- **If needed:** We would use the employer address to collect general information about your employer, such as number of workers or benefits offered to employees.
- **If R knows just part of the address, ENTER [1]**
- **If R knows none of the address, ENTER [Ctrl-D]**

1. Continue → GO TO D67CKPT



D66_CNTRY. [EMPLOYMENT TIMELINE]

- [Country if different from USA](#)
- [ENTER \[185 UNITED STATES\] for Puerto Rico, U.S. Virgin Islands, Guam, American Samoa or the Northern Mariana Islands](#)

1 – 193 (Defaults to 185/US)

D66_ADDR1. [EMPLOYMENT TIMELINE]

What is the mailing address?

[Address 1](#)

- [Enter street address here](#)
- [Enter PO Box at next screen](#)
- [Ctrl-D and Ctrl-R not allowed; For DK/RF, type \[DK\] or \[REF\]](#)

D66_ADDR2. [EMPLOYMENT TIMELINE]

[Address Line 2](#)

- [Enter PO Box here](#)
- [If none, PRESS \[Enter\] to continue](#)
- [Ctrl-D and Ctrl-R not allowed; For DK/RF, type \[DK\] or \[REF\]](#)

D66_CITY. [EMPLOYMENT TIMELINE]

[City](#)

D66_ST. [EMPLOYMENT TIMELINE]

[State](#)

1 – 57 (Assigned 57/FC if Country<>185) → GO TO D66CNTRY → GO TO D67CKPT



D66_ZIP. [EMPLOYMENT TIMELINE]

- [Zip Code](#)
- [For addresses outside the U.S., PRESS \[ENTER\] to go to foreign postal code field](#)

D66_PostalCode. [EMPLOYMENT TIMELINE]

- [Postal Code](#)
- [Ctrl-D and Ctrl-R not allowed; For DK/RF ENTER all \[0\]'s](#)

(WEB) D66. [EMPLOYMENT TIMELINE]

We would like to obtain information about characteristics of employers of our study members, such as benefits offered to employees. In order to do this, we need the full address of the place where you work.

What is the mailing address and telephone number?

The employer address would be used to collect general information about employers, such as number of workers or benefits offered to employees.

The information we collect is confidential, and that includes maintaining confidentiality in collecting information about employers.

D66_CNTRY.	Country	<input type="text"/>
	<i>United States includes Puerto Rico, U.S. Virgin Islands, Guam, American Samoa and the Northern Mariana Islands</i>	
D66_ADDR1.	Address Line 1	<input type="text"/>
D66_ADDR2.	Address Line 2	<input type="text"/>
D66_CITY.	City	<input type="text"/>
D66_ST.	State	<input type="text"/>
D66_ZIP.	Zip code	<input type="text"/>
D66_PostalCode	Postal code	<input type="text"/>

END D66

PSID BC50CKPT

D67CKPT. CAI CHECKPOINT: Whether OFUM TAS Stopped Working This Job During P2YEAR-CURRENTYEAR

1. Stopped Job P2YEAR or Later (CURR=0; or JOBTYP=MRMJ; or JOBTYP=Other and CURR=0)	5. All Others → GO TO D69CKPT
↓	

PSID BC50

D68. (CATI) [EMPLOYMENT TIMELINE]

Why did you stop working for [D5]? Did the company go out of business, were you laid off or furloughed, did you quit, or what?

(WEB) [EMPLOYMENT TIMELINE]

Why did you stop working for [D5]? Did the company go out of business, were you laid off or furloughed, did you quit, or something else?

PSID BC52CKPT

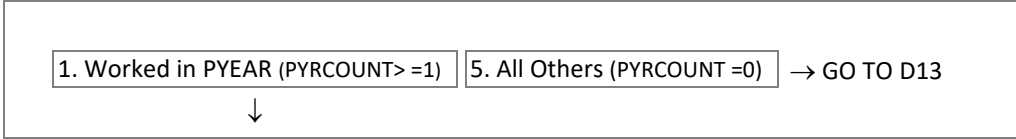
D69CKPT. CAI Checkpoint: Whether There are More Jobs

1. More Jobs → Repeat D25CKPT-D68; Max=10; Then GO TO D10ACKPT		5. No More Jobs
		↓

END D25_D69

Time Away in PYear

D10ACKPT. CAI Checkpoint: Whether Worked Any Job in PYEAR



SECTION_D.TIMEAWAY

<u>Employer</u>	<u>Time Away Timeline Text Fill</u>		
Response	[EMPLOYER]		
NonResponse	Employer [1 – 10]		
<u>MonthSeason</u>	<u>Equivalence for Calculations</u>	<u>Timeline Text Fill</u>	<u>Time Away Timeline "X"</u>
1. January – 12. December	1. January – 12. December	Jan-Dec	January – December
21. Winter (Dec-Feb)	1. January	Win	January, February
22. Spring (Mar-May)	4. April	Spr	March, April, May
23. Summer (Jun-Aug)	7. July	Sum	June, July, August
24. Fall (Sep-Nov)	10. October	Fal	September, October, November
DK, RF, NA	n/a	n/a	n/a

Employers in [PYEAR]	J	F	M	A	M	J	J	A	S	O	N	D
[EMPLOYER] / Employer [1 – 10]												
Time Away from Work in [PYEAR]	J	F	M	A	M	J	J	A	S	O	N	D
Someone else was sick												
Self was sick												
Vacation												
On strike												
Temporary layoff												

PSID BC10A

D10A. (CATI) While you were employed during [PYEAR], did you miss any work because someone else was sick?

→ GO TO D10B



(WEB) The information you report will be highlighted in the calendar at the top of the screen. The purpose of the calendar is to help you remember what you have reported and will appear on several of the following screens. While you were employed during [PYEAR], did you miss any work because SOMEONE ELSE was sick?

→ GO TO D10B



PSID BC10AMTH, BC10AWK, BC10ADY

D10AMth, D10AWk, D10ADy.

(CATI) How much work did you miss in [PYEAR] because someone else was sick?

- ENTER as number of Months, Weeks, and Days
- [0] not allowed, PRESS [Enter]

CHECK: You must enter either months, weeks or days.

CHECK: You cannot enter more than ONE YEAR in total.

(WEB) How much work did you miss in [PYEAR] because SOMEONE ELSE was sick?
 Please enter as a number of months, weeks and/or days; for "0" please leave the box empty - do not enter "0".

Number of months

Number of weeks

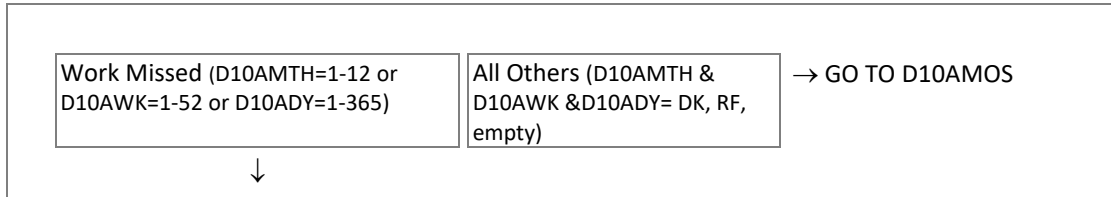
Number of days

CHECK: Please enter a number from 1 to [12 / 52 / 365].

CHECK: You cannot enter more than ONE YEAR in total.

SIGNAL for NA: This information is important. Please give us your best estimate.

D10APTO RULE: Whether Missed Work Because Someone Else Sick



PSID BC10APTO

D10APTO. (CATI) [Page 29](#)

[Reported Time Away in \[PYEAR\] for Someone Else Sick \(READ if needed\)](#)

Number of Months: [D10AMTH]

Number of Weeks: [D10AWK]

Number of Days: [D10ADY]

How much of that time in [PYEAR] was paid time off? Would you say all of it, about half, none, or something else?

(WEB) How much of that time in [PYEAR] was PAID TIME OFF?

Reported Time Away in [PYEAR] (Someone Else Sick)

Number of Months: [D10AMTH]

Number of Weeks: [D10AWK]

Number of Days: [D10ADY]

PSID BC10AMOS

D10AMOS.

(CATI) [Reported Time Away in \[PYEAR\] for Someone Else Sick \(READ if needed\)](#)

Number of Months: [D10AMTH]

Number of Weeks: [D10AWK]

Number of Days: [D10ADY]

During which months of [PYEAR] was that (when you] missed work because someone else was sick)?

- ENTER all that apply
- PROBE: Any others?
- Do not include months when R was not employed

Select All	Clear All				
1. January	2. February	3. March	4. April	5. May	6. June
7. July	8. August	9. September	10. October	11. November	12. December

(WEB)

Reported Time Away in [PYEAR] (Someone Else Sick)

Number of Months: [D10AMTH]

Number of Weeks: [D10AWK]

Number of Days: [D10ADY]

During which months of [PYEAR] was that when you missed work because SOMEONE ELSE was sick?

Please select all that apply.

Please do not include months when you were not employed.

Select All	Clear All				
1. January	2. February	3. March	4. April	5. May	6. June
7. July	8. August	9. September	10. October	11. November	12. December

PSID BC10B

D10B.

(CATI) While you were employed during [PYEAR], did you miss any work because you were sick?

1. Yes 5. No → GO TO D10C



(WEB) While you were employed during [PYEAR], did you miss any work because YOU were sick?

1. Yes 5. No → GO TO D10C



PSID BC10BMTH, BC10BWK, BC10BDY

D10BMth, D10BWK, D10BDy.

(CATI) How much work did you miss in [PYEAR] because you were sick?

- ENTER as number of Months, Weeks, and Days
- [0] not allowed, PRESS [Enter]

1 – 12

1 – 52

1 – 365

CHECK: You must enter either months, weeks or days.

CHECK: You cannot enter more than ONE YEAR in total.

(WEB) How much work did you miss in [PYEAR] because YOU were sick?

Please enter as a number of months, weeks and/or days; for "0" please leave the box empty - do not enter "0".

1 – 12 Number of months

1 – 52 Number of weeks

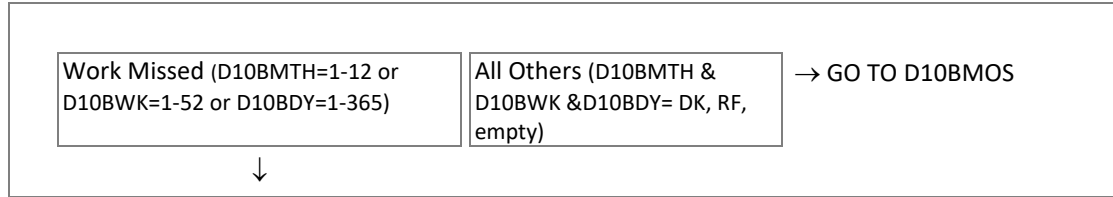
1 – 365 Number of days

CHECK: Please enter a number from 1 to [12 / 52 / 365].

CHECK: You cannot enter more than ONE YEAR in total.

SIGNAL for NA: This information is important. Please give us your best estimate.

D10BPTO RULE: Whether Missed Work Because Self Sick



PSID BC10BPTO

D10BPTO. (CATI)  Page 29

[Reported Time Away in \[PYEAR\] for Self Sick \(READ if needed\)](#)

Number of Months: [D10BMTH]

Number of Weeks: [D10BWK]

Number of Days: [D10BDY]

How much of that time in [PYEAR] was paid time off? Would you say all of it, about half, none, or something else?

1. All of it 2. About half of it 3. None of it

7. [Something else-specify](#) (D10BPTOSPEC. [Specify](#). (String 100))

(WEB) How much of that time in [PYEAR] was PAID TIME OFF?

[Reported Time Away in \[PYEAR\] \(Self Sick\)](#)

Number of Months: [D10BMTH]

Number of Weeks: [D10BWK]

Number of Days: [D10BDY]

1. All of it 2. About half of it 3. None of it 7. *Something else - Please specify:* (D10BPTOSPEC)

PSID BC10BMOS

D10BMOS.

(CATI) [Reported Time Away in \[PYEAR\] for Self Sick \(READ if needed\)](#)

Number of Months: [D10AMTH]

Number of Weeks: [D10AWK]

Number of Days: [D10ADY]

During which months of [PYEAR] was that (when you missed work because you were sick)?

- [ENTER all that apply](#)
- [PROBE:](#) Any others?
- [Do not include months when R was not employed](#)

1. January 2. February 3. March 4. April 5. May 6. June
7. July 8. August 9. September 10. October 11. November 12. December

(WEB) [Reported Time Away in \[PYEAR\] \(Self Sick\)](#)

Number of Months: [D10AMTH]

Number of Weeks: [D10AWK]

Number of Days: [D10ADY]

During which months of [PYEAR] was that when you missed work because YOU were sick?

Please select all that apply.

Please do not include months when you were not employed.

1. January 2. February 3. March 4. April 5. May 6. June

7. July	8. August	9. September	10. October	11. November	12. December
---------	-----------	--------------	-------------	--------------	--------------

PSID BC10C

D10C. (CATI) While you were employed during [PYEAR], did you miss any work for a vacation or time off?

1. Yes 5. No → GO TO D10D



(WEB) While you were employed during [PYEAR], did you miss any work for a vacation or time off?

1. Yes 5. No → GO TO D10D



PSID BC10CMth, BC10CWK, BC10CDY

D10CMth, D10CWk, D10CDy.

(CATI) How much work did you miss in [PYEAR] for a vacation or time off?

- ENTER as number of Months, Weeks, and Days
- [0] not allowed, PRESS [Enter]

1 – 12

1 – 52

1 – 365

CHECK: You must enter either months, weeks or days.

CHECK: You cannot enter more than ONE YEAR in total.

(WEB) How much work did you miss in [PYEAR] for a vacation or time off?

Please enter as a number of months, weeks and/or days; for "0" please leave the box empty - do not enter "0".

1 – 12 Number of months

1 – 52 Number of weeks

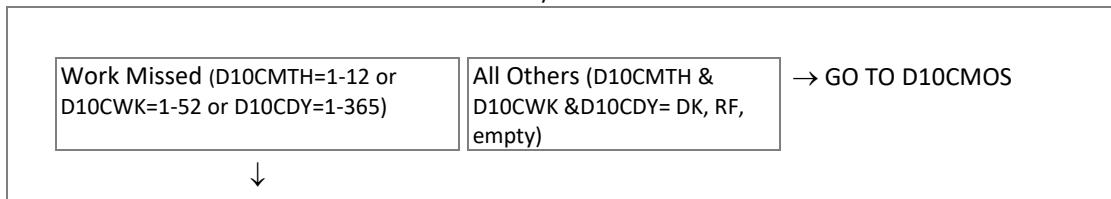
1 – 365 Number of days

CHECK: Please enter a number from 1 to [12 / 52 / 365].

CHECK: You cannot enter more than ONE YEAR in total.

SIGNAL for NA: This information is important. Please give us your best estimate

D10CPTO RULE: Whether Missed Work Because Vacation/Time Off



PSID BC10CPTO

D10APTO. (CATI) [Page 29](#)

[Reported Time Away in \[PYEAR\] for Vacation \(READ if needed\)](#)

Number of Months: [D10CMTH]

Number of Weeks: [D10CWK]

Number of Days: [D10CDY]

How much of that time in [PYEAR] was paid time off? Would you say all of it, about half, none, or something else?

1. All of it 2. About half of it 3. None of it

7. [Something else-specify](#) (D10CPTOSPEC. [Specify.](#) (String 100))

(WEB) How much of that time in [PYEAR] was PAID TIME OFF?

[Reported Time Away in \[PYEAR\] \(Vacation\)](#)

Number of Months: [D10CMTH]

Number of Weeks: [D10CWK]

Number of Days: [D10CDY]

1. All of it 2. About half of it 3. None of it 7. [Something else - Please specify:](#) (D10CPTOSPEC)

PSID BC10CMOS

D10CMOS.

(CATI) [Reported Time Away in \[PYEAR\] for Vacation \(READ if needed\)](#)

Number of Months: [D10CMTH]

Number of Weeks: [D10CWK]

Number of Days: [D10CDY]

During which months of [PYEAR] was that (when you missed work for a vacation or time off)?

- [ENTER all that apply](#)
- [PROBE: Any others?](#)
- [Do not include months when R was not employed](#)

1. January	2. February	3. March	4. April	5. May	6. June
7. July	8. August	9. September	10. October	11. November	12. December

(WEB) [Reported Time Away in \[PYEAR\] \(Vacation\)](#)

Number of Months: [D10CMTH]

Number of Weeks: [D10CWK]

Number of Days: [D10CDY]

During which months of [PYEAR] was that when you missed work for a vacation or time off?

Please select all that apply.

Please do not include months when you were not employed.

1. January	2. February	3. March	4. April	5. May	6. June
7. July	8. August	9. September	10. October	11. November	12. December

PSID BC10D

D10D. (CATI) While you were employed during [PYEAR], did you miss any work because you were on strike?

1. Yes 5. No → GO TO D10E



(WEB) While you were employed during [PYEAR], did you miss any work because you were on strike?

1. Yes 5. No → GO TO D10E



CHECK: You must enter either months, weeks or days.

CHECK: You cannot enter more than ONE YEAR in total.

BC10DMTH, BC10DWK, BC10DDY

D10DMth, D10DwK, D10DDy.

(CATI) How much work did you miss in [PYEAR] because you were on strike?

- [ENTER as number of Months, Weeks, and Days](#)
- [\[0\] not allowed, PRESS \[Enter\]](#)

(WEB) How much work did you miss in [PYEAR] because you were on strike?

Please enter as a number of months, weeks and/or days; for "0" please leave the box empty - do not enter "0".

Number of months

Number of weeks

Number of days

CHECK: Please enter a number from 1 to [12 / 52 / 365].

CHECK: You cannot enter more than ONE YEAR in total.

SIGNAL for NA: This information is important. Please give us your best estimate.

BC10DMOS

D10DMOS.

(CATI) [Reported Time Away in \[PYEAR\] for On Strike \(READ if needed\)](#)

Number of Months: [D10DMTH]

Number of Weeks: [D10DWK]

Number of Days: [D10DDY]

During which months of [PYEAR] was that (when you missed work because you were on strike)?

- ENTER all that apply
- PROBE: Any others?
- Do not include months when R was not employed

<input type="text" value="1. January"/>	<input type="text" value="2. February"/>	<input type="text" value="3. March"/>	<input type="text" value="4. April"/>	<input type="text" value="5. May"/>	<input type="text" value="6. June"/>
<input type="text" value="7. July"/>	<input type="text" value="8. August"/>	<input type="text" value="9. September"/>	<input type="text" value="10. October"/>	<input type="text" value="11. November"/>	<input type="text" value="12. December"/>

(WEB) Reported Time Away in [PYEAR] (On Strike)

Number of Months: [D10DMTH]

Number of Weeks: [D10DWK]

Number of Days: [D10DDY]

During which months of [PYEAR] was that when you missed work because you were on strike?

Please select all that apply.

Please do not include months when you were not employed.

<input type="text" value="1. January"/>	<input type="text" value="2. February"/>	<input type="text" value="3. March"/>	<input type="text" value="4. April"/>	<input type="text" value="5. May"/>	<input type="text" value="6. June"/>
<input type="text" value="7. July"/>	<input type="text" value="8. August"/>	<input type="text" value="9. September"/>	<input type="text" value="10. October"/>	<input type="text" value="11. November"/>	<input type="text" value="12. December"/>

PSID BC10E

D10E. (CATI) While you were employed during [PYEAR], did you miss any work because you were temporarily laid off or furloughed from work?

→ GO TO D10



(WEB) While you were employed during [PYEAR], did you miss any work because you were temporarily laid off or furloughed from work?

1. Yes 5. No → GO TO D10



PSID BC10EMTH, BC10EWK, BC10EDY
D10EMth, D10EWk, D10EDy.

(CATI) How much work did you miss in [PYEAR] because you were temporarily laid off or furloughed from work?

- ENTER as number of Months, Weeks, and Days
- [0] not allowed, PRESS [Enter]

1 – 12

1 – 52

1 – 365

CHECK: You must enter either months, weeks or days.

CHECK: You cannot enter more than ONE YEAR in total.

(WEB) How much work did you miss in [PYEAR] because you were temporarily laid off or furloughed from work?

Please enter as a number of months, weeks and/or days; for "0" please leave the box empty - do not enter "0".

1 – 12 Number of months

1 – 52 Number of weeks

1 – 365 Number of days

CHECK: Please enter a number from 1 to [12 / 52 / 365].

CHECK: You cannot enter more than ONE YEAR in total.

SIGNAL for NA: This information is important. Please give us your best estimate.

PSID BC10EMOS
D10EMOS.

(CATI) [Reported Time Away in \[PYEAR\] for Temporary Layoff or Furlough \(READ if needed\)](#)

Number of Months: [D10EMTH]

Number of Weeks: [D10EWK]

Number of Days: [D10EDY]

During which months of [PYEAR] was that (when you missed work because you were temporarily laid off or furloughed from work)?

- ENTER all that apply
- PROBE: Any others?
- Do not include months when R was not employed

1. January 2. February 3. March 4. April 5. May 6. June

7. July 8. August 9. September 10. October 11. November 12. December

(WEB) [Reported Time Away in \[PYEAR\] \(Temporary Layoff or Furlough\)](#)

Number of Months: [D10EMTH]

Number of Weeks: [D10EWK]

Number of Days: [D10EDY]

During which months of [PYEAR] was that when you missed work because you were temporarily laid off or furloughed from work?

Please select all that apply.

Please do not include months when you were not employed.

1. January	2. February	3. March	4. April	5. May	6. June
7. July	8. August	9. September	10. October	11. November	12. December

END TIMEAWAY

NOT WORKING

Not Working in PYear

PSID BC7DCKPT

D13CKPT. CAI Checkpoint: Number of Weeks Worked in PYEAR

1. None or Part of Year (PYTOTWKS=0-51, 99)	5. Entire Year (PYTOTWKS=52)	→ GO TO D19CKPT
↓		

PSID BC7D

D13. (CATI)

Next are questions about times during [PYEAR] in which you were not employed, that is, not working at all for pay.

[PYTOTWKS=0 & PY2TOTWKS<>0: Some people continue to look for a job even if they are otherwise not employed.] [PYTOTWKS=0: Although you were not employed in [PYEAR], were / PYTOTWKS<>0: Were] there any times during [PYEAR] when you were not employed and you were looking for a job?

- 'Not employed' means not working for pay

(WEB)

Next are questions about times during [PYEAR] in which you were NOT employed, that is, not working at all for pay.

[PYTOTWKS=0 & PY2TOTWKS<>0: Some people continue to look for a job, even if they are otherwise not employed.] [PYTOTWKS=0: Although you were not employed in [PYEAR], were / PYTOTWKS<>0: Were] there any times during [PYEAR] when you were NOT employed and you were LOOKING FOR A JOB?

'Not employed' means not working for pay.

1. Yes	5. No	→ GO TO D19CKPT
--------	-------	-----------------



SECTION_D.D14

PSID BC7DMTH, BC7DWK, BC7DDY

D14. (CATI)

How long were you not employed and looking for a job in [PYEAR]?

- ENTER as number of Months, Weeks, and Days
- [0] not allowed, PRESS [Enter]

Months

Weeks

Days

CHECK: You must enter either months, weeks or days.

CHECK: You cannot enter more than ONE YEAR in total.

(WEB) [NOT WORKING TIMELINE]

How long were you NOT employed and looking for a job in [PYEAR]?

Please enter as a number of months, weeks and/or days; for "0" please leave the box empty - do not enter "0".

Number of months

Number of weeks

Number of days

CHECK: Please enter a number from 1 to [12 / 52 / 365].

CHECK: You cannot enter more than ONE YEAR in total.

SIGNAL for NA: This information is important. Please give us your best estimate.

END D14

PSID BC7DMOS

D15. (CATI)

[Reported Time Not Employed and Looking for a Job in \[P2YEAR\] \(READ if needed\)](#)

Number of Months: [D7BMTH]

Number of Weeks: [D7BWK]

Number of Days: [D7BDY]

During which months in [PYEAR] was that when you were not employed and looking for a job?

- ENTER all that apply
- PROBE: Any others?

Select All/Clear All

1. January	2. February	3. March	4. April	5. May	6. June
7. July	8. August	9. September	10. October	11. November	12. December

(WEB)

[Reported Time Not Employed and Looking for a Job in \[PYEAR\]](#)

Number of Months: [D7DMTH]

Number of Weeks: [D7DWK]

Number of Days: [D7DDY]

In what months in [PYEAR] was that when you were NOT employed and looking for a job?

Please select all that apply.

Select All/Clear All

1. January	2. February	3. March	4. April	5. May	6. June
7. July	8. August	9. September	10. October	11. November	12. December

Not Working in P2Year

PSID BC7BCKPT

D19CKPT. CAI Checkpoint: Number of Weeks Worked in P2YEAR

<input type="text" value="1. None or Part of Year (P2YTOTWKS=0-51, 99)"/>	<input type="text" value="5. Entire Year (P2YTOTWKS=52)"/> → GO TO D76CKPT
↓	

PSID BC7B

D19. (CATI)

Next are questions about times during [P2YEAR] in which you were not employed, that is, not working at all for pay.

[P2YTOTWKS=0: Some people continue to look for a job, even if they are retired or otherwise not employed. Although you were not employed in [P2YEAR], were / P2YTOTWKS<>0: Were] there any times during [P2YEAR] when you were not employed and you were looking for a job?

- 'Not employed' means not working for pay

(WEB)

Next are questions about times during [P2YEAR] in which you NOT employed, that is, not working at all for pay.

[P2YTOTWKS=0: Some people continue to look for a job, even if they are retired or otherwise not employed.

Although you were not employed in [P2YEAR], were / P2YTOTWKS<>0: Were] there any times during [P2YEAR] when you were NOT employed and you LOOKING FOR A JOB?

'Not employed' means not working for pay.

1. Yes 5. No → GO TO D76CKPT



SECTION_D.D20

PSID BC7BMTH, BC7BWK, BC7BDY

D20. (CATI)

How long were you not employed and looking for a job in [P2YEAR]?

- ENTER as number of Months, Weeks, and Days
- [0] not allowed, PRESS [Enter]

Months

Weeks

Days

CHECK: You must enter either months, weeks or days.

CHECK: You cannot enter more than ONE YEAR in total.

(WEB)

How long were you NOT employed and LOOKING for a job in [P2YEAR]?

Please enter as a number of months, weeks and/or days; for "0" please leave the box empty - do not enter "0".

Number of months

Number of weeks

Number of days

CHECK: Please enter a number from 1 to [12 / 52 / 365].

CHECK: You cannot enter more than ONE YEAR in total.

SIGNAL for NA: This information is important. Please give us your best estimate.

END D20

PSID BC7BMOS

D21. (CATI)

[Reported Time Not Employed and Looking for a Job in \[P2YEAR\] \(READ if needed\)](#)

Number of Months: [D7BMTH]

Number of Weeks: [D7BWK]

Number of Days: [D7BDY]

During [P2YEAR], in what months were you not employed looking for a job?

- ENTER all that apply
- PROBE: Any others?

Select All/Clear All

1. January 2. February 3. March 4. April 5. May 6. June

7. July	8. August	9. September	10. October	11. November	12. December
---------	-----------	--------------	-------------	--------------	--------------

(WEB)

Reported Time Not Employed and Looking for a Job in [P2YEAR]

Number of Months: [D7BMTH]

Number of Weeks: [D7BWK]

Number of Days: [D7BDY]

During [P2YEAR], in what months were you NOT employed and LOOKING for a job?

Please select all that apply.

Select All/Clear All

1. January	2. February	3. March	4. April	5. May	6. June
7. July	8. August	9. September	10. October	11. November	12. December

Time Use at Work

PSID BC60ACKPT

D76CKPT. CAI Checkpoint: Whether OFUM Is Currently Working

1. Currently Working (CURRCOUNT=1 For Any Job)	5. All Others	→ GO TO D82CKPT
↓		

PSID BC60A

D77. (CATI) These next questions are about the time you spend working in a typical week.

In a typical week, how many hours do you spend working for pay?

- IF R report hours other than weekly, PROBE: About how many hours per week would you say that is?
- IF R reports a range, PROBE: Within that range, what is your best estimate?
- ROUND DOWN for fractions less than ½ (0.5)
- ROUND UP for fractions ½ (0.5) or more

0 None

1-111 Actual hours

112 112 Hours or more

(WEB) These next questions are about the time you spend working IN A TYPICAL WEEK. In a typical week, how many hours do you spend working for pay?

Please enter a number from 0 to 112.

Please round to the nearest number of hours.

Hours

PSID BC60B-BC60E

D78, D79, D80, D81

(CATI) D78. [Page 30](#)

While you are working, how often do you interact with other people, including on the phone, in person, and online?

Would you say never, rarely, sometimes, often, or almost always?

1. Never	2. Rarely	3. Sometimes	4. Often	5. Almost always or always
----------	-----------	--------------	----------	----------------------------

D79. [Page 30](#)

(While you are working...)

How often do you perform physically demanding activities requiring strength or physical effort for long periods of time?

Would you say never, rarely, sometimes, often, or almost always?

1. Never 2. Rarely 3. Sometimes 4. Often 5. Almost always or always

D80. Page 30

(While you are working...)

How often do you perform mentally demanding activities, for example, analyzing information, learning new material, or solving complex problems?

(Would you say never, rarely, sometimes, often, or almost always?)

1. Never 2. Rarely 3. Sometimes 4. Often 5. Almost always or always

D81. Page 30

(While you are working...)

How often do you feel rushed or pressed for time?

(Would you say never, rarely, sometimes, often, or almost always?)

1. Never 2. Rarely 3. Sometimes 4. Often 5. Almost always or always

(WEB)

IN A TYPICAL WEEK, while you are working, how often do you:

	Never	Rarely	Sometimes	Often	Almost Always or Always
D78. Interact with other people, including on the phone, in person, and online	1	2	3	4	5
D79. Perform PHYSICALLY demanding activities requiring strength or physical effort for long periods of time	1	2	3	4	5
D80. Perform MENTALLY demanding activities, for example, analyzing information, learning new material, or solving complex problems	1	2	3	4	5
D81. Feel rushed or pressed for time	1	2	3	4	5

PSID BC61CKPT MODIFIED

D82CKPT. CAI Checkpoint: Whether Worked Since P2YEAR

1. No Work Since P2YEAR (WTRWRK=0) 5. Worked Since P2YEAR (WTRWRK=1) → GO TO D85

↓

PSID BC62

D83. (CATI)/WEB) Have you ever done any work for money?

1. Yes 5. No → GO TO D85



PSID BC63.MONTH, BC63.YEAR

D84M, D84Y

(CATI) D84M. In what month and year did you last work?

- ENTER Month or Season (ENTER Year at next screen)
- PROBE DK month: Do you know what season it was?

1. January	2. February	3. March	4. April	5. May	6. June
7. July	8. August	9. September	10. October	11. November	12. December
21. Winter (Dec-Feb)	22. Spring (Mar-May)	23. Summer (Jun-Aug)	24. Fall (Sep-Nov)		

D84Y. (In what year did you last work?)

[D84M], _____

Enter Year: [YRBRN+15 (1998)]-[P3YEAR]
 Enter 9997: Before [P2YEAR], DK exact year

[YRBRN+7 (1998)]-[P3YEAR]	9997. Before [P2YEAR], DK Exact Year
---------------------------	--------------------------------------

↓ D85

(WEB) D84M, D84Y. In what month and year did you last work?

Select ▾	Month or Season	Select ▾	Year
----------	-----------------	----------	------

Looking for Work

PSID BC64

D85. (CATI) Have you been looking for [NOT WORKING (OFUM WTRWRK=0; RP/SP PRELOAD.JOBTYPE<>CMJ & D1<>1, 2 & D2<>Yes); work / ALL OTHERS: another job] during the past four weeks?

(WEB) Have you been looking for [NOT WORKING (OFUM WTRWRK=0; RP/SP PRELOAD.JOBTYPE<>CMJ OR D46=NO PRESENT JOB): work / ALL OTHERS: another job] during the PAST FOUR WEEKS?

1. Yes	5. No	→ GO TO D90ACKPT
--------	-------	------------------

↓

PSID BC65 MODIFIED

D86. (CATI) [Page 31](#)

What have you been doing the last four weeks to find [NOT WORKING (OFUM-WTRWRK=0; RP/SP PRELOAD.JOBTYPE<>CMJ OR D46=NO PRESENT JOB): work / ALL OTHERS: another job]?

- ENTER all that apply
- PROBE: Any others?
- READ list if needed or R is not using the Response Booklet, pausing after each option to allow R to respond
- IF R SAYS "Internet, website, on-line, on the computer" etc., PROBE for specific activity: What did you do - did you contact employers or agencies, check out potential employers without applying or what?

1. Checked with public employment agency	2. Checked with private employment agency
3. Checked with current employer directly	4. Checked with other employers directly
5. Checked with friends or relatives	6. Placed or answered ads
7. Other-specify (D86SPEC. Specify (String 500))	97. (SP_0a) Nothing
9. Contacted school/university employment centers	10. Checked with union/professional registries
11. Sent out resumes/filled out applications	12. Attended job training program/courses
13. Went on job interviews	14. Looked at ads or employers without applying
15. Used social media, e.g. Facebook, LinkedIn	16. Attended a career or job fair
17. Used online search engines, for example, Indeed.com	

(WEB) What have you been doing the last four weeks to find [NOT WORKING (OFUM-WTRWRK=0; RP/SP PRELOAD.JOBTYPE<>CMJ OR D46=NO PRESENT JOB): work / ALL OTHERS: another job]?

Please select all that apply.

97. (SP_0a) Nothing	
1. Checking with a public employment agency	2. Checking with a private employment agency
3. Checking with my current employer directly	4. Checking with my other employers directly
5. Checking with my friends or relatives	6. Placing or answering ads
9. Contacting school/university employment centers	10. Checking with union/professional registries
11. Sending out resumes/filled out applications	12. Attending job training programs/courses

13. Going on job interviews	14. Looking at ads or employers without applying
15. Using social media, e.g. Facebook, LinkedIn	16. Attending a career or job fair
17. Using online search engines, for example, Indeed.com	
7. Other – <i>Please specify:</i> (D86SPEC (String 100))	

PSID BC65ACKPT

D87CKPT. CAI Checkpoint: D86 Selections

1. Nothing, or Social Media Only, or Non-Response (D86=15, 17, 97 ONLY, DK/RF)	→ GO TO D90	5. All Others
		↓

PSID BC65A

D88. (CATI) [Methods Reported](#)

[\[List of D86 selections\]](#)

ASK or CONFIRM: When you searched, did you use the internet (such as sending email or visiting websites)?

- If needed: Did you use the internet for any of the methods you mentioned?
- If needed: We're talking about the last 4 weeks

(WEB) [Methods Reported](#)

[\[List of D86 selections\]](#)

When you searched for [*NOT WORKING:* work / *ALL OTHERS:* another job] in the last four weeks, did you use the internet, such as sending email or visiting websites?

1. Yes 5. No → GO TO D90

↓

PSID BC65B

D89. (CATI) [Methods Reported](#)

[\[List of D86 selections\]](#)

Were you required to use the internet, or were other options available (such as visiting, calling, or mailing materials)?

- ENTER [1] if R says the internet was required for some but not others
- If needed: We're talking about the last 4 weeks

1. Yes, required to use the internet 5. No, other options were available

(WEB) [Methods Reported](#)

[\[List of D86 selections\]](#)

Were you REQUIRED to use the internet, or were other options available such as visiting, calling, or mailing materials?

1. Yes, required to use the internet for one or more methods 5. No, other options were available

SECTION_D.D90

PSID BC67

D90. (CATI) How long have you been looking for work?

- YEARS for amounts given in whole years
- MONTHS and WEEKS for amounts less than one year
- ENTER 1 WEEK for amounts of one week or less
- [0] not allowed, PRESS [Enter]

Years

Months

Weeks

(WEB) How long have you been looking for work?

Please enter as a number of years, months, and/or weeks.

Years CHECK: "0" is not allowed.

Months CHECK: "0" is not allowed.

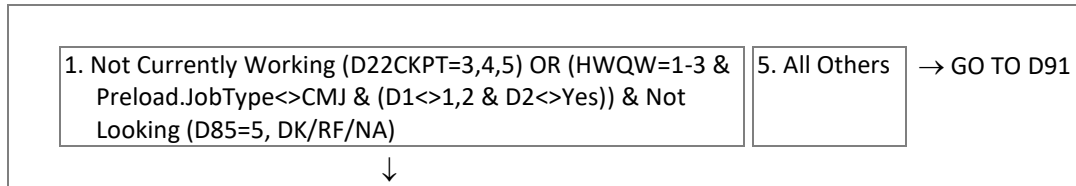
Weeks CHECK: "0" is not allowed.

END D90

Not Working & Not Looking for Work

PSID BC68CKPT

D90ACKPT. CAI Checkpoint: Whether Currently Working; Whether Looking for Work



PSID BC68

D90A. (CATI) Page 32

What is the main reason you were not looking for work during the last four weeks?

- If R gives multiple reasons, PROBE: Which of those would be the main reason?

1. Believe no work available in area that R likes	2. Couldn't find any work
3. Lack necessary schooling/training	4. Employers think too young
5. Other types of discrimination	6. In school or training
7. Transportation problems	8. Family responsibilities
9. Can't arrange child care	10. Disability
11. Retired	97. Other-specify (D90ASPEC. Specify (String 200))

(WEB) What is the main reason [you were / he was / she was] not looking for work during the last four weeks?

1. Believed that no work was available in desired area	2. Couldn't find any work
3. Lacked necessary schooling or training	4. Employers thought too young
5. Other types of discrimination	6. Was in school or training
7. Transportation problems	8. Family responsibilities
9. Couldn't arrange child care	10. Disability
11. Retired	97. Other-specify (D90ASPEC. Specify (String 200))

Military Service

D91. (CATI) Are you currently serving in any branch of the Armed Services?

- This does not include ROTC (Reserve Officers' Training Corps)

(WEB) Are you currently serving in any branch of the Armed Services?

This does not include ROTC (Reserve Officers' Training Corps).

→ GO TO D93M



D92. (CATI) Have you ever served (in any branch of the Armed Services)?

- This does not include ROTC (Reserve Officers' Training Corps)

(WEB) Have you ever served in any branch of the Armed Services?

This does not include ROTC (Reserve Officers' Training Corps).

→ GO TO D112CKPT



D93M, D93Y

(CATI) D93M. In what month and year did you begin your [D91 =YES: present / D92=YES: most recent] term of service?

- ENTER Month or Season (ENTER Year at next screen)
- PROBE DK month: Do you know what season it was?

1. January	2. February	3. March	4. April	5. May	6. June
7. July	8. August	9. September	10. October	11. November	12. December
21. Winter (Dec-Feb)	22. Spring (Mar-May)	23. Summer (Jun-Aug)	24. Fall (Sep-Nov)		

D93Y. (In what month and year did you begin your [D91 =YES: present / D92=YES: most recent] term of service?)

[D93M], ____

- ENTER Year

Enter 9996 [P2YEAR]-[CURRENTYEAR], DK which year

Enter 9997 Before [P2YEAR], DK exact year

[YRBRN+17 (2008)] – [CURRENTYEAR]	9996. [P2YEAR]- [CURRENTYEAR], DK Which Year	9997. Before [P2YEAR], DK Exact Year
---	--	--

CHECK: Please enter a date in or before ^MONTH (CURRENTDATE) ^YEAR (CURRENTDATE).

↓ D94CKPT

(WEB) D93M, D93Y. In what month and year did you begin your [D91 =YES: present / D92=YES: most recent] term of service?

Month or Season Year CHECK: Please enter a date in or before ^MONTH (CURRENTDATE) ^YEAR (CURRENTDATE).

D94CKPT. CAI Checkpoint: Whether Currently in Military Service

<input type="text" value="1. Currently in Military (D91=Yes)"/> → GO TO D97	<input type="text" value="5. No Longer in Military (D91<>Yes & D92=Yes)"/>
---	--

↓

D95M, D95Y

(CATI) D95M. In what month and year did your most recent term of service end?

- ENTER Month or Season (ENTER Year at next screen)
- PROBE DK month: Do you know what season it was?

1. January	2. February	3. March	4. April	5. May	6. June
7. July	8. August	9. September	10. October	11. November	12. December
21. Winter (Dec-Feb)	22. Spring (Mar-May)	23. Summer (Jun-Aug)	24. Fall (Sep-Nov)		

D95Y. (In what month and year did your most recent term of service end?)

[D95M], ____

- ENTER Year

Enter 9996 [P2YEAR]-[CURRENTYEAR], DK which year

Enter 9997 Before [P2YEAR], DK exact year

[D93Y / YRBRN+17 (2008)] – [CURRENTYEAR]	9996. [P2YEAR]-[CURRENTYEAR], DK Which Year	9997. Before [P2Y], DK Exact Year
--	---	-----------------------------------

CHECK: Please enter a date in or before ^MONTH (CURRENTDATE) ^YEAR (CURRENTDATE).

↓ D95A

(WEB) D95M, D95Y. In what month and year did you begin your most recent term of service end?

Month or Season
 Year
 CHECK: Please enter a date in or before ^MONTH (CURRENTDATE) ^YEAR (CURRENTDATE).

D95A. (CATI) Did you complete your military contract?

- For Don't Know, PRESS [Ctrl D]
- For Refusal, PRESS [Ctrl R]

(WEB) Did you complete your military contract?

→ GO TO D96

↓

D95B. (CATI) Did you re-enlist with the military?

- For Don't Know, PRESS [Ctrl D]
- For Refusal, PRESS [Ctrl R]

(WEB) Did you re-enlist with the military?

→ GO TO D97

↓

D96. (CATI) Why did you leave the military?

- For Don't Know, PRESS [Ctrl D]
- For Refusal, PRESS [Ctrl R]

(WEB) Why did you leave the military?

D97. (CATI) [D91=YES: Are / D92=YES: Were] you in the military reserves or active-duty military?

(WEB) [D91=YES: Are / D92=YES: Were] you in the...

D98. (CATI) In which branch [D91=YES: are / D92=YES: were] you?

- If R says, "National Guard", PROBE: Which branch?

(WEB) In which branch [D91=YES: are / D92=YES: were] you?

→ GO TO D100

↓

D99. (CATI/WEB) What [D91=YES: is / D92=YES: was] your [D91=YES: current] rank [D92=YES: when you left the [D98]]?

	<input type="text" value="1. Private, P V-1 E1"/>	<input type="text" value="2. Private, P V-2 E2"/>	<input type="text" value="3. Private 1st Class E3"/>	<input type="text" value="4. Corporal E4"/>
ARMY	<input type="text" value="5. Specialist when required, ranks under Corporal E4"/>	<input type="text" value="6. Sergeant E5"/>	<input type="text" value="7. Staff Sergeant E6"/>	
	<input type="text" value="8. Warrant Officer One"/>	<input type="text" value="9. Second Lieutenant"/>	<input type="text" value="10. First Lieutenant"/>	
AIR FORCE	<input type="text" value="11. Airman Basic E1"/>	<input type="text" value="12. Airman E2"/>	<input type="text" value="13. Airman 1st Class E3"/>	<input type="text" value="14. Senior Airman E4"/>
	<input type="text" value="15. Staff Sergeant E5"/>	<input type="text" value="16. Second Lieutenant"/>	<input type="text" value="17. First Lieutenant"/>	
MARINES	<input type="text" value="21. Private E1"/>	<input type="text" value="22. Private 1st Class E2"/>	<input type="text" value="23. Lance Corporal E3"/>	<input type="text" value="24. Corporal E4"/>

	25. Sergeant E5	26. Second Lieutenant	27. First Lieutenant	
	31. Seaman Recruit E1	32. Seaman Apprentice E2	33. Seaman E3	
NAVY	34. Petty Officer 3 rd Class E4	35. Petty Officer 2 nd Class E5	37. Petty Officer 1 st Class E6	38. Ensign
CST GRD	41. Seaman E3	42. Petty Officer 3 rd Class E4	43. Ensign	44. Lieutenant Junior Officer
SPACE	51. Specialist 1 E1	52. Specialist 2 E2	53. Specialist 3 E3	54. Specialist 4 E4
FORCE	55. Sergeant E5	56. Second Lieutenant	57. First Lieutenant	
ALL	97. (CATI) Other-specify (D99SPEC. Specify. (String 200)) (WEB) Other – Please specify: (D99SPEC (String 200))			

D100. (CATI) What [D91=YES: is / D92=YES: was] your military occupational specialty?

- IF R does not know or cannot remember their MOS, PRESS [Ctrl-D]
- IF R refuses, PRESS [Ctrl-R]

(WEB) What [D91=YES: is / D92=YES: was] your military occupational specialty?

String 500 → GO TO D102 DK/RF/NA



D102. (CATI/WEB) [D91=YES: Have you been / D92=YES: Were you ever] deployed outside the U. S.?

1. Yes 5. No → GO TO D104



D103A. (CATI) In what country were you deployed?

- ENTER all that apply

1. Iraq 2. Afghanistan 7. Other-specify (D103SPEC. Specify (String 100))


(WEB) In what country were you deployed?

Please select all that apply.

1. Iraq 2. Afghanistan 7. Other- What country or countries was that? (D103ASPEC (String 100))

D104. (CATI/WEB) [D91=YES: Is / D92=YES: Was] the training you [D92=YES: have] received in the military what you expected to receive when you first joined the military?

1. Yes 5. No

D105. (CATI)  Page 33

On a scale of 1 to 7, where 1 means not at all satisfied and 7 means completely satisfied, all things considered, how satisfied [D91=YES: are / D92=YES: were] you with your military experience?

- Whatever it means to you IS allowed

1. Not at all satisfied 2 3 4 5 6 7. Completely satisfied

(WEB) All things considered, how satisfied [D91=YES: are / D92=YES: were] you with your military experience?

Not at all satisfied Completely satisfied

1 2 3 4 5 6 7

D106. (CATI/WEB) Did you join the [D97=RESERVES: military reserves /D97=ACTIVE: active-duty military] as a way to save money for college?

1. Yes 5. No

D107. (CATI/WEB) [D91=YES: Are /D92=YES: Were] you in a college savings plan?

1. Yes → GO TO D109 5. No DK/RF/NA



D108. (CATI) Would you have wanted to be in it (a college savings plan)?
(WEB) Would you have wanted to be in a college savings plan?

1. Yes 5. No

D109. (CATI/WEB) [D91=YES: Do / D92=YES: Did] you plan to have a long-term career in the military?

1. Yes 5. No

D110. (CATI) [Page 34](#)

Using any number from 1 to 7, where 1 means not very successful and 7 means very successful, how successful do you think you [D91=YES: could be / D92=YES: could have been] in a military career?

- Whatever it means to you IS allowed

1. Not very successful 2 3 4 5 6 7. Very successful

(WEB) How successful do you think you [D91=YES: could be / D92=YES: could have been] in a military career?

Not very successful								Very successful
<input type="checkbox"/> 1	<input type="checkbox"/> 2	<input type="checkbox"/> 3	<input type="checkbox"/> 4	<input type="checkbox"/> 5	<input type="checkbox"/> 6	<input type="checkbox"/> 7		

D111. (CATI) [Page 35](#)

Using any number from 1 to 7, where 1 means not very helpful and 7 means very helpful, How helpful [D91=YES: will your military experience be in getting the job you want when you return /D92=YES: was your military experience in getting the job you wanted when you returned] to civilian life?

- Whatever it means to you IS allowed

1. Not very helpful 2 3 4 5 6 7. Very helpful

(WEB) How helpful [D91=YES: will your military experience be in getting the job you want when you return /D92=YES: was your military experience in getting the job you wanted when you returned] to civilian life?

Not very helpful								Very helpful
<input type="checkbox"/> 1	<input type="checkbox"/> 2	<input type="checkbox"/> 3	<input type="checkbox"/> 4	<input type="checkbox"/> 5	<input type="checkbox"/> 6	<input type="checkbox"/> 7		

Time Use Outside of Work

D112CKPT. CAI Checkpoint: Whether R is PSID Reference Person, Spouse/Partner, or OFUM

<input type="checkbox"/> 1. RP/SP (PRELOAD.HWQW=1, 2, 3) → GO TO SECTION E	<input type="checkbox"/> 2. OFUM (PRELOAD.HWQW=4)
↓	

D112, D113, D114

(CATI) D112. These next few questions are about how you spend your time [*CURRENTLY WORKING*: when you are not working].

In a typical week, how many hours do you spend doing housework, for example, cooking, cleaning, and other work around the house?

- IF R report hours other than weekly, PROBE: About how many hours per week would you say that is?
- IF R reports a range, PROBE: Within that range, what is your best estimate?
- ROUND DOWN for fractions less than ½ (0.5)
- ROUND UP for fractions ½ (0.5) or more

0 None

1-168 Actual hours

D113. (In a typical week, how many hours do you spend)

Doing personal care activities, for example, grooming, getting ready for the day, or taking care of your health needs?

- IF R report hours other than weekly, PROBE: About how many hours per week would you say that is?
- IF R reports a range, PROBE: Within that range, what is your best estimate?
- ROUND DOWN for fractions less than ½ (0.5)
- ROUND UP for fractions ½ (0.5) or more

0 None

1-168 Actual hours

D114. (In a typical week, how many hours do you spend)

Shopping, for example, buying groceries or clothes, or shopping online?

- IF R report hours other than weekly, PROBE: About how many hours per week would you say that is?
- IF R reports a range, PROBE: Within that range, what is your best estimate?
- ROUND DOWN for fractions less than ½ (0.5)
- ROUND UP for fractions ½ (0.5) or more

0 None

1-168 Actual hours

(WEB) These next few questions are about how you spend your time [*CURRCOUNT>0*: when you are NOT WORKING]. In a TYPICAL WEEK, how many hours do you spend doing each of the following?

Please enter a number from 0 to 168.

Please round to the nearest number of hours.

D112. HOUSEWORK, for example, cooking, cleaning, and other work around the house Hours

D113. PERSONAL CARE activities, for example, grooming, getting ready for the day, or taking care of your health needs Hours

D114. SHOPPING, for example, buying groceries or clothes, or shopping online Hours

D115, D116

(CATI) D115. (In a typical week, how many hours do you spend)

Caring for or looking after children? [*CURRENTLY WORKING*: Exclude hours providing care if this is your job.]

- IF R reports 24/7, ENTER [168]
- IF R report hours other than weekly, PROBE: About how many hours per week would you say that is?
- IF R reports a range, PROBE: Within that range, what is your best estimate?
- ROUND DOWN for fractions less than ½ (0.5)

- ROUND UP for fractions $\frac{1}{2}$ (0.5) or more

0 None

1-168 Actual hours

0 – 168

D116. (In a typical week, how many hours do you spend)

Caring for or looking after an adult who needs assistance with daily activities? [*CURRENTLY WORKING*: Exclude hours providing care if this is your job.]

- IF R reports 24/7, ENTER [168]
- IF R report hours other than weekly, PROBE: About how many hours per week would you say that is?
- IF R reports a range, PROBE: Within that range, what is your best estimate?
- ROUND DOWN for fractions less than $\frac{1}{2}$ (0.5)
- ROUND UP for fractions $\frac{1}{2}$ (0.5) or more

0 None

1-168 Actual hours

0 – 168

(WEB) In a TYPICAL WEEK [*CURRENTLY WORKING*: when you are NOT WORKING], how many hours do you spend doing each of the following?

[*CURRENTLY WORKING*: Exclude hours providing care if this is your job.]

Please enter a number from 0 to 168.

Please round to the nearest number of hours.

D115. Caring for or looking after children 0 – 168 Hours

D116. Caring for or looking after an adult who needs assistance with daily activities 0 – 168 Hours

D117, D118, D119

(CATI) D117. In a typical week, how many hours do you spend)

Volunteering, for example, at religious organizations, schools, hospitals, charities, or community organizations?

- IF R report hours other than weekly, PROBE: About how many hours per week would you say that is?
- IF R reports a range, PROBE: Within that range, what is your best estimate?
- ROUND DOWN for fractions less than $\frac{1}{2}$ (0.5)
- ROUND UP for fractions $\frac{1}{2}$ (0.5) or more

0 None

1-168 Actual hours

0 – 168

D118. (In a typical week, how many hours do you spend)

Doing educational activities, for example, taking classes, doing homework, or studying for exams? Exclude time spent helping others with homework.

- IF R report hours other than weekly, PROBE: About how many hours per week would you say that is?
- IF R reports a range, PROBE: Within that range, what is your best estimate?
- ROUND DOWN for fractions less than $\frac{1}{2}$ (0.5)
- ROUND UP for fractions $\frac{1}{2}$ (0.5) or more

0 None

1-168 Actual hours

0 – 168

D119. (In a typical week, how many hours do you spend)

Doing leisure activities for enjoyment, for example, watching TV, doing physical activities that you enjoy, going online, or spending time with friends?

- IF R report hours other than weekly, PROBE: About how many hours per week would you say that is?
- IF R reports a range, PROBE: Within that range, what is your best estimate?
- ROUND DOWN for fractions less than ½ (0.5)
- ROUND UP for fractions ½ (0.5) or more

0 None

1-168 Actual hours

(WEB) In a TYPICAL WEEK [*CURRCOUNT*>0: when you are NOT WORKING,] how many hours do you spend doing each of the following?

Please enter a number from 0 to 168.

Please round to the nearest number of hours.

D117. VOLUNTEERING, for example, at religious organizations, schools, hospitals, charities, or community organizations Hours

D118. EDUCATIONAL activities, for example, taking classes, doing homework, or studying for exams Hours

Exclude time spent helping others with homework.

D119. LEISURE activities for enjoyment, for example, watching TV, doing physical activities that you enjoy, going online, or spending time with friends Hours

D120, D121, D122, D123

(CATI) D120. [Page-36](#)

Now think about all the activities you do in a typical week [*CURRENTLY WORKING*: outside of work, that is, when you are not working].

How often do you interact with other people, including on the phone, in person, and online? Would you say never, rarely, sometimes, often, or almost always?

D121. [Page 36](#)

How often do you perform physically demanding activities, for example, those that require strength or physical effort for long periods of time? (Would you say never, rarely, sometimes, often, or almost always?)

D122. [Page 36](#)

How often do you perform mentally demanding activities, for example, analyzing information, learning new material, or solving complex problems? (Would you say never, rarely, sometimes, often, or almost always?)

D123. [Page 36](#)

How often do you feel rushed or pressed for time? (Would you say never, rarely, sometimes, often, or almost always?)

(WEB) Now think about all the activities you do in a TYPICAL WEEK [*CURRCOUNT*>0: outside of work, that is, when you are NOT WORKING]. How often do you:

	Never	Rarely	Sometimes	Often	Almost always or always
D120.	<input type="text" value="1"/>	<input type="text" value="2"/>	<input type="text" value="3"/>	<input type="text" value="4"/>	<input type="text" value="5"/>

Interact with other people, including on the phone, in person,
and online

D121. Perform PHYSICALLY demanding activities, for example, those
that require strength or physical effort for long periods of time

1	2	3	4	5
---	---	---	---	---

D122. Perform MENTALLY demanding activities, for example,
analyzing information, learning new material, or solving
complex problems

1	2	3	4	5
---	---	---	---	---

D123. Feel rushed or pressed for time

1	2	3	4	5
---	---	---	---	---

END SECTION_D

Section E: Past Year Income and Financial Help

[TOC](#)

SecE_Start. Whether section started flag.

1. Yes

SecEDone. After a mode switch, flags whether section completed.

1. Yes

SecELock. After a mode switch, flags whether section locked.

1. Yes

SecEMode. Whether interview completed in WEB or CATI flag.

1. SELF/WEB 2. IWER/CATI

SECTION_E

COVID-19 Economic Effects and Behavior Changes

ECOVID1CKPT. CAI Checkpoint: Whether R is working since P2YEAR

1. Working (WTRWRK=1)	2. All Others (WTRWRK=0)	→ GO TO ECOVID6
↓		

ECOVID1. (CATI) [Page 37](#)

Since the Covid-19 pandemic began in March 2020, what were the overall changes in your hours worked?

Would you say they decreased a lot, decreased a little, stayed about the same, increased a little, or increased a lot?

- Whatever it means to you IS allowed

1. Decreased a lot	2. Decreased a little	3. Stayed about the same
4. Increased a little	5. Increased a lot	7. Does not apply (VOL)

ECOVID2. (CATI) [Page 37](#)

(Since the Covid-19 pandemic began in March 2020, what were the overall changes in your) earnings?

(Would you say they decreased a lot, decreased a little, stayed about the same, increased a little, or increased a lot?)

- Whatever it means to you IS allowed

1. Decreased a lot	2. Decreased a little	3. Stayed about the same
4. Increased a little	5. Increased a lot	7. Does not apply (VOL)

ECOVID3. (CATI) [Page 37](#)

(Since the Covid-19 pandemic began in March 2020, what were the overall changes in your) personal time off from work (e.g., sick time, vacation)?

(Would you say it decreased a lot, decreased a little, stayed about the same, increased a little, or increased a lot?)

- Whatever it means to you IS allowed

1. Decreased a lot	2. Decreased a little	3. Stayed about the same
4. Increased a little	5. Increased a lot	7. Does not apply (VOL)

ECOVID4. (CATI) [Page 37](#)

(Since the Covid-19 pandemic began in March 2020, what were the overall changes in your) time off from work required by an employer (e.g., furlough or lay-off)?

(Would you say it decreased a lot, decreased a little, stayed about the same, increased a little, or increased a lot?)

- [Whatever it means to you IS allowed](#)

1. Decreased a lot	2. Decreased a little	3. Stayed about the same
4. Increased a little	5. Increased a lot	7. Does not apply (VOL)

ECOVID5. (CATI) [Page 37](#)

(Since the Covid-19 pandemic began in March 2020, what were the overall changes in your) job security?

(Would you say it decreased a lot, decreased a little, stayed about the same, increased a little, or increased a lot?)

- [Whatever it means to you IS allowed](#)

1. Decreased a lot	2. Decreased a little	3. Stayed about the same
4. Increased a little	5. Increased a lot	7. Does not apply (VOL)

(WEB) Since the Covid-19 pandemic began in March 2020, what were the OVERALL changes in your:

	Decreased a lot	Decreased a little	Stayed about the same	Increased a little	Increased a lot	Does not apply
ECOVID1. Hours worked.	1	2	3	4	5	7
ECOVID2. Earnings.	1	2	3	4	5	7
ECOVID3. Personal time off from work (e.g., sick time, vacation).	1	2	3	4	5	7
ECOVID4. Time off from work required by an employer (e.g., furlough).	1	2	3	4	5	7
ECOVID5. Job security.	1	2	3	4	5	7

ECOVID6. (CATI) [Page 37](#)

(Since the Covid-19 pandemic began in March 2020, what were the overall changes in your) regular spending?

(Would you say it decreased a lot, decreased a little, stayed about the same, increased a little, or increased a lot?)

- [Whatever it means to you IS allowed](#)

1. Decreased a lot	2. Decreased a little	3. Stayed about the same
4. Increased a little	5. Increased a lot	7. Does not apply (VOL)

ECOVID7. (CATI) [Page 32](#)

(Since the Covid-19 pandemic began in March 2020, what were the overall changes in your) regular savings?
(Would you say it decreased a lot, decreased a little, stayed about the same, increased a little, or increased a lot?)

- [Whatever it means to you IS allowed](#)

1. Decreased a lot	2. Decreased a little	3. Stayed about the same
4. Increased a little	5. Increased a lot	7. Does not apply (VOL)

ECOVID8. (CATI) [Page 37](#)

(Since the Covid-19 pandemic began in March 2020, what were the overall changes in your) borrowing or debt to pay regular expenses or bills?

(Would you say it decreased a lot, decreased a little, stayed about the same, increased a little, or increased a lot?)

- [Whatever it means to you IS allowed](#)

1. Decreased a lot	2. Decreased a little	3. Stayed about the same
4. Increased a little	5. Increased a lot	7. Does not apply (VOL)

ECOVID9. (CATI) [Page 37](#)

(Since the Covid-19 pandemic began in March 2020, what were the overall changes in your) borrowing or debt for new purchases?

(Would you say it decreased a lot, decreased a little, stayed about the same, increased a little, or increased a lot?)

- [Whatever it means to you IS allowed](#)

1. Decreased a lot	2. Decreased a little	3. Stayed about the same
4. Increased a little	5. Increased a lot	7. Does not apply (VOL)

ECOVID10. (CATI) [Page 37](#)

(Since the Covid-19 pandemic began in March 2020, what were the overall changes in your) overall financial security?

(Would you say it decreased a lot, decreased a little, stayed about the same, increased a little, or increased a lot?)

- [Whatever it means to you IS allowed](#)

1. Decreased a lot	2. Decreased a little	3. Stayed about the same
4. Increased a little	5. Increased a lot	7. Does not apply (VOL)

(WEB) Since the Covid-19 pandemic began in March 2020, what were the OVERALL changes in your:

	Decreased a lot	Decreased a little	Stayed about the same	Increased a little	Increased a lot	Does not apply
ECOVID6. Regular spending.	1	2	3	4	5	7
ECOVID7. Regular savings.	1	2	3	4	5	7
ECOVID8. Borrowing or debt to pay regular expenses or bills.	1	2	3	4	5	7

ECOVID9. Borrowing or debt for new purchases.

1	2	3	4	5	7
---	---	---	---	---	---

ECOVID10. Overall financial security.

1	2	3	4	5	7
---	---	---	---	---	---

E1CKPT. CAI Checkpoint: Whether R is PSID Reference Person, Spouse/Partner, or OFUM

1. RP/SP (PRELOAD.HWQW=1, 2, 3) → GO TO E39	2. OFUM (PRELOAD.HWQW=4)
↓	

PYear Income

PSID G12

E1. (CATI)

Did you earn wages or salaries in [PYEAR] from working on any jobs, including jobs we already talked about?

- **IF needed, PROBE:** This includes wages and salaries from the job(s) we talked about earlier.
- **[ANY JOB WTRPYEAR=1: IF needed, PROBE:** Let me remind you of the jobs reported for [PYEAR] ([READ LIST](#)): *[List of PYEAR Employers from Section D]*]

(WEB

[ANY JOB WTRPYEAR=1: [PYEAR] employers/jobs reported earlier:

[List of PYEAR Employers from Section D]]

Did you earn wages or salaries in [PYEAR] from working on any jobs, including jobs already reported for [PYEAR]?

1. Yes → GO TO E2A 5. No



E1ACKPT. CAI Checkpoint: Whether PYEAR Job Reported

1. PYEAR Job (WTRPYEAR=1 Any Job)	5. No PYEAR Job (WTRPYEAR=0 All Jobs) → GO TO E2B
↓	

PSID G12A

E1A. (CATI) [PYEAR EMPLOYMENT TIMELINE]

To confirm, you worked in [PYEAR] but did not receive earnings from that work?

1. Correct, did not receive earnings in [PYEAR] - Specify (E1ASPEC. How is it that you worked in [PYEAR], but did not receive earnings from it? (String 200)	5. Incorrect, received earnings in [PYEAR]	<input type="checkbox"/> DK/RF
↓		GO TO E2B

GO TO E2B

E1A. (WEB) [PYEAR EMPLOYMENT TIMELINE]

To confirm, you worked in [PYEAR] but did not receive earnings from that work?

1. Correct, I did not receive earnings in [PYEAR] - <i>Please explain:</i> (E1ASPEC (String 200)	5. Incorrect, I received earnings in [PYEAR]	<input type="checkbox"/> NA
↓		GO TO E2B

GO TO E2B

PSID G13

E2A. (CATI) [PYEAR EMPLOYMENT TIMELINE]

How much did you earn altogether from wages or salaries in [PYEAR], that is, before anything was deducted for taxes or other things?

(WEB) [PYEAR EMPLOYMENT TIMELINE]

How much did you earn altogether from wages or salaries in [PYEAR], that is, before anything was deducted for taxes or other things?

\$.00 CHECK: *Please enter numbers only. Negative numbers (<0) and "0" are not allowed.*

PSID G14

E2B. (CATI) [E1=YES OR E1A=5: In addition to your wages and salary, did / ALL OTHERS: Did] you have any income from bonuses, overtime, tips, or commissions in [PYEAR]?

(WEB) [E1=YES OR E1A=5: In addition to your wages and salary, did / ALL OTHERS: Did] you have any income in [PYEAR] from bonuses, overtime, tips, or commissions in [PYEAR]?

→ GO TO E3F



PSID G16A (G17A-G17E)

E3. (CATI) Which (type of income) was that?

- ENTER all that apply
- PROBE: Any others?

(WEB) Which type of income was that?

Please select all that apply.

→ GO TO E3F

ASK E3A ASK E3B ASK E3C ASK E3D

→ ASK E3E
(WEB) Other job-related income – *Please specify:* (E3SPEC (String 200))

PSID G17A -G17E

E3A, E3B, E3C, E3D, E3E

(CATI) E3A. How much was from bonuses in [PYEAR]?

E3B. How much was from overtime in [PYEAR]?

E3C. How much was from tips in [PYEAR]?

E3D. How much was from commissions in [PYEAR]?

E3E. How much was from that other job related income [E3SPEC=Response: ([E3SPEC])/ ALL OTHERS: null] in [PYEAR]?

(WEB)

In [PYEAR], how much did you earn from [E3 >1: each of] the following?

E3A. Bonuses \$.00 CHECK: *Please enter numbers only. Negative numbers (<0) and "0" are not allowed.*

E3B. Overtime \$.00 CHECK: *Please enter numbers only. Negative numbers (<0) and "0" are not allowed.*

E3C. Tips \$.00 CHECK: *Please enter numbers only. Negative numbers (<0) and "0" are not allowed.*

- E3D. Commissions \$.00 CHECK: Please enter numbers only. Negative numbers (<0) and "0" are not allowed.
- E3E. [E3SPEC=Response: \$.00 CHECK: Please enter numbers only. Negative numbers (<0) and "0" are not allowed.
 ([E3SPEC])/ ALL
 OTHERS: Other
 job-related
 income]

PSID G17F

E3F. (CATI) Reported Incomes: [Wages/salaries, bonus, overtime, tips, commissions, other job-related income]

Did you tell me earlier about all the jobs that go with (this / these) income(s)?
 (Including the jobs we already talked about)

- [ANY JOB WTRPYEAR=1: If needed, PROBE: Let me remind you of the jobs reported for [PYEAR] (READ LIST):

[List of PYEAR Employers from Section D]

1. Yes, R reported all jobs that produced this income → GO TO E4
5. No, R did not report all jobs that produced this income → GO TO E4



(WEB) [ANY JOB WTRPYEAR=1: [PYEAR] employers/jobs reported earlier:
 [List of PYEAR Employers from Section D]]

Have you already reported about all the jobs that go with [E3=1 selection: this income / E3>1 selection: these incomes / E3=NA: the income you reported], including jobs already reported for [PYEAR]?

1. Yes → GO TO E4 5. No → GO TO E4



PSID G17J1

E3J1. (CATI) Then I would like to ask you some questions now about the work you did for this income.

Did you work for the government or a private company?

- If R says Government, PROBE: Is that the federal, state, or local government?

1. Federal government 2. State government 3. Local government
4. Private non-government 5. Self-employed
7. Other-specify (E3J1SPEC. Specify (String 100))

(WEB) The following questions are about the additional work you did for this income that you have not already reported. Did you work for ...?

1. The federal government 2. A state government 3. A local government
4. A private company 5. Yourself (self-employed)
7. Other - Please specify: (E3J1SPEC (String 100))

PSID G17J2

E3J2. (CATI) What was the name of that employer?

- IF necessary: This information will help us to process employment information you gave us. The name itself will never be released as part of data from the study.
- IWER: IF no employer name is given by R, ask for job title or anything that can help identify the job.

(WEB) What was the name of that employer?

If you prefer not to enter the name of the business, please enter a nickname or anything that will identify this business to you.

The information we collect is confidential, and that includes maintaining confidentiality in

collecting information about businesses.

String 25

PSID G17J3

E3J3. (CATI) What sort of work did you do?

- DO NOT PROBE

String 200

(WEB) What sort of work did you do?

String 200

PSID G17J3B

E3J3B. (CATI) What kind of business or industry was that in?

- DO NOT PROBE

String 200

(WEB) What kind of business or industry was that in?

String 200

PSID G17J3C

E3J3C. (CATI) What was the official title of your job? (The title that your employer used.)

- DO NOT PROBE

String 200

(WEB) What was the official title of your job, that is, the title that your employer used.

String 200

PSID G17J4

E3J4. (CATI) And, how many weeks did you work at this in [PYEAR]?

1 – 52

(WEB) How many weeks did you work at this job in [PYEAR]?

1 – 52 Number of weeks

PSID G17J5

E3J5. (CATI) On average, how many hours a week did you work in [PYEAR]?

- ROUND DOWN for fractions less than $\frac{1}{2}$ (0.5)
- ROUND UP for fractions $\frac{1}{2}$ (0.5) or more

1 – 168

(WEB) On average, how many hours a week did you work in [PYEAR]?

1 – 168 Number of hours per week

PSID G17J6MO

E3J6MO. (CATI) In what month and year did you start this work?

- SELECT Month and [Enter] to go to next screen for year
- IF NECESSARY: What would be your best estimate?

1. January	2. February	3. March	4. April	5. May	6. June
7. July	8. August	9. September	10. October	11. November	12. December
21. Winter	22. Spring	23. Summer	24. Fall		

PSID G17J6YR

E3J6YR. (CATI) The month entered is: [E3J6MO]

- ENTER the year below
- 9997 Before [P2YEAR], DK exact year

[YRBRN+7 (2008)] – [PYEAR] 9997. Before [P2YEAR], DK Exact Year

(WEB) In what month and year did you start this work?

If you do not know the month, please select the season.

Select ▾ Month or Season

1. January	5. May	9. September	21. Winter (Dec-Feb)
2. February	6. June	10. October	22. Spring (Mar-May)
3. March	7. July	11. November	23. Summer (Jun-Aug)
4. April	8. August	12. December	24. Fall (Sep-Nov)

[YRBRN+7
(2008)] – [PYEAR] Year

9997. [P2YEAR] – [CYEAR] but don't know which year

PSID G17J7

E3J7. (CATI) In which months during [PYEAR] were you working at it?

- ENTER all that apply
- PROBE: Any others?

Select All Clear All

1. January	2. February	3. March	4. April	5. May	6. June
7. July	8. August	9. September	10. October	11. November	12. December

(WEB) In which months during [PYEAR] were you working at it?

Please select all that apply.

Select All Clear All

1. January	2. February	3. March	4. April	5. May	6. June
7. July	8. August	9. September	10. October	11. November	12. December

PSID G17J8

E3J8. (CATI) Have you stopped this work?

1. Yes 5. No → GO TO E4

↓

(WEB) Have you stopped this work?

1. Yes 5. No → GO TO E4

↓

PSID G17J9MO

E3J9MO. (CATI) In what month and year was that?

- SELECT Month and [Enter] to go to next screen for year
- IF NECESSARY: What would be your best estimate?

1. January	2. February	3. March	4. April	5. May	
6. June	7. July	8. August	9. September	10. October	
11. November	12. December	21. Winter	22. Spring	23. Summer	24. Fall

PSID G17J9YR

E3J9YR. (CATI) The month entered is: [E3J9MO]

- ENTER the year below
- 9996 [PYEAR] or [CYEAR] and DK which

[PYEAR] [CYEAR] 9996. [PYEAR] – [CYEAR], DK Which Year

(WEB) In what month and year was that?

If you do not know the month, please select the season.

Select	Month or Season	1. January	7. July	21. Winter (Dec-Feb)
		2. February	8. August	22. Spring (Mar-May)
		3. March	9. September	23. Summer (Jun-Aug)
		4. April	10. October	24. Fall (Sep-Nov)
		5. May	11. November	
		6. June	12. December	

[PYEAR] – [CYEAR] Year

9996. [PYEAR] – [CYEAR] but don't know which year

PSID G17J10

E3J10. (CATI) What happened - did your employer close or go out of business, did you quit, or what?

String 500

(WEB) What happened - did your employer close or go out of business, did you quit, or something else?

String 500

Gig Work

PSID G18GIGA

E3GIG1. (CATI) Some people find short tasks or jobs through companies that connect them directly with customers using a website, mobile app or online platform. This is sometimes called "gig work." For example, using your own car to drive people from one place or another, such as Uber; delivering purchases, such as Instacart; doing someone's household tasks or errands, such as TaskRabbit; or conducting online tasks, such as Mechanical Turk. Does this describe any of the work you did in [PYEAR]?

1. Yes 5. No → GO TO E4

GO TO E3GIG2

(WEB) Some people find short tasks or jobs through companies that connect them directly with customers using a website, mobile app or online platform. This is sometimes called "gig work." For example, using your own car to drive people from one place or another, such as Uber; delivering purchases, such as Instacart; doing someone's household tasks or errands, such as TaskRabbit; or conducting online tasks, such as Mechanical Turk. Does this describe any of the work you did in [PYEAR]?

1. Yes 5. No → GO TO E4

GO TO E3GIG2

PSID G18GIGC

E3GIG2. (CATI)

What type of work was this?

- [READ LIST](#)
- [ENTER all that apply](#)

1. Drive for a ride sharing service, like Uber or Lyft

2. Deliver purchases, like InstaCart

3. Provide services for other people, like TaskRabbit
4. Provide online services, like Mechanical Turk
7. Other-Specify (DO NOT READ) (E3GIG2SPEC. Please specify. (String 100))

(WEB) What type of work was this?

Please select all that apply.

1. Drive for a ride sharing service, like Uber or Lyft
2. Deliver purchases, like InstaCart
3. Provide services for other people, like TaskRabbit
4. Provide online services, like Mechanical Turk
7. Other - Please specify: (E3GIG2SPEC)

PSID G18GIGB

E3GIG3. (CATI) Have you already told me about this work? (Including the jobs we already talked about.)

- [ANY JOB WTRPYEAR=1: If needed, PROBE: Let me remind you of the jobs you reported for [PYEAR] (READ LIST):
[List of PYEAR Employers from Section D]]

1. Yes, R reported this work → GO TO E4
5. No, R did not report this work DK/RF
- GO TO E3GIG4

(WEB) [ANY JOB WTRPYEAR=1: [PYEAR] employers/jobs reported earlier:

[List of PYEAR Employers from Section D]]

Have you already reported this work, including jobs already reported for [PYEAR]?

1. Yes → GO TO E4
5. No NA
- GO TO E3GIG4

PSID G18GIGD, G18GIGDPER

E3GIG4, E3GIG4PER. (CATI) How much did you earn from this work (in [PYEAR])?

- ENTER amount here, then SELECT unit of time on next screen (Hour, Day, Week, Two weeks, Month, Year)

\$ 1 – 9,999,997 DK/RF → GO TO E3GIG5



The amount entered is: [EGIG4] per ____

- SELECT the unit of time below

1. Hour 2. Day 3. Week 4. Two weeks 5. Month 6. Year
7. Other-specify (E3GIG4PERSPEC. Specify. (String 100))

(WEB) How much did [you / he / she] earn from this work in [PYEAR]?

\$ 1 – 9,999,997 .00 per 1. Hour 2. Day 3. Week 4. Two weeks 5. Month 6. Year

CHECK: Please enter a number from 1 to 9999997.

7. Other - Please specify: (E3GIG4PERSPEC)

SIGNAL: Please select a unit of time.

PSID G18GIGE

E3GIG5. (CATI) During which months of [PYEAR] did you get this income?

- ENTER all that apply
- PROBE: Any others?

Select All	Clear All				
1. January	2. February	3. March	4. April	5. May	6. June
7. July	8. August	9. September	10. October	11. November	12. December

(WEB) During which months of [PYEAR] did you get this income?

Please select all that apply.

Select All	Clear All				
1. January	2. February	3. March	4. April	5. May	6. June
7. July	8. August	9. September	10. October	11. November	12. December

PSID G44A

E4. (CATI/WEB) Did you receive any income in [PYEAR] from unemployment compensation?

1. Yes 5. No → GO TO E8



PSID G45A, G45APER, G46A

E5, E6, E7

(CATI) E5. How much did you receive from unemployment compensation in [PYEAR]?

- ENTER amount here, then ENTER unit of time on next screen (Week, Two weeks, Month, Year)

\$ 1 - 999,997 DK/RF → GO TO E7



E6. (How much did you receive from unemployment compensation in [PYEAR]?)

\$ [E5] per ____

- ENTER unit of time

3. Week 4. Two Weeks 5. Month 6. Year 7. Other-specify (E6SPEC Specify (String 100))

E7. During which months of [PYEAR] did you get this income?

- ENTER all that apply
- PROBE: Any others?

Select All/Clear All					
1. January	2. February	3. March	4. April	5. May	6. June
7. July	8. August	9. September	10. October	11. November	12. December

GO TO E8

E5, E6. (WEB, Same screen) How much did you receive from unemployment compensation in [PYEAR]?

\$ 1 - 999,997 .00 per 3. Week 4. Two weeks 5. Month 6. Year 7. Other - Please specify: (E6SPEC. String 100)

SIGNAL FOR PER IS NON-RESPONSE: Please select a unit of time.

CHECK: Please enter numbers only. Negative numbers (<0) and "0" are not allowed.

E7. During which months of [PYEAR] did you get this income?

Please select all that apply.

Select All/Clear All					
1. January	2. February	3. March	4. April	5. May	6. June
7. July	8. August	9. September	10. October	11. November	12. December

PSID G44B

E8. (CATI/WEB) Did you receive any income in [PYEAR] from workers compensation?

1. Yes 5. No → GO TO E12



PSID G45B, G45BPER, G46B

E9, E10, E11

(CATI) E9. How much did you receive from workers compensation in [PYEAR]?

- ENTER amount here, then ENTER unit of time on next screen (Month, Year)

\$ 1 -999,997 DK/RF → GO TO E11



E10. \$ [E9] per ____

- ENTER unit of time

5. Month 6. Year 7. Other-specify (E10SPEC. Specify (String 100))

E11. During which months of [PYEAR] did you get this income?

- ENTER all that apply
- PROBE: Any others?

Select All/Clear All

1. January	2. February	3. March	4. April	5. May	6. June
7. July	8. August	9. September	10. October	11. November	12. December

GO TO E12 RULE

(WEB, Same screen) E9, E10. How much did you receive from workers compensation in [PYEAR]?

\$ 1 -999,997 .00 per 5. Month 6. Year 7. Other - Please specify: (E10SPEC. String 100)

SIGNAL FOR PER IS NON-RESPONSE: Please select a unit of time.

CHECK: Please enter numbers only. Negative numbers (<0) and "0" are not allowed.

E11. During which months of [PYEAR] did you get this income?

Select All/Clear All

1. January	2. February	3. March	4. April	5. May	6. June
7. July	8. August	9. September	10. October	11. November	12. December

E12 RULE. Mode of Interview

CATI (CASEMODE=IWER) GO TO E12	WEB (CASEMODE=SELF) GO TO E12_W
-----------------------------------	------------------------------------

E12. (CATI) Did you yourself receive any (other) income in [PYEAR] from dividends or interest, trust funds or royalties?

- ENTER all that apply
- PROBE: Any others?

1. Yes, dividends ASK E13-E15	2. Yes, interest ASK E16-E18	3. Yes, trust funds or royalties ASK E19-E21	7 (SP_0a). No GO TO E22CKPT	DK/RF
----------------------------------	---------------------------------	---	--------------------------------	-------

E12_W. (WEB) Did you yourself receive any income in [PYEAR] from any of the following sources?

E12_W1. Dividends	1. Yes	5. No	Yes: ASK E13-E15	All E12_W1 - E12_W3 <>Yes, Then GO TO E22CKPT
E12_W2. Interest	1. Yes	5. No	Yes: ASK E16-E18	

E12_W3. Trust funds or royalties 1. Yes 5. No Yes: ASK E19-E21

PSID G26B, G26BPER, G27B

E13, E14, E15

(CATI) E13. How much did you receive from dividends in [PYEAR]?

- ENTER amount here, then ENTER unit of time on next screen (Month, Year)

\$ → GO TO E15



E14. \$ [E13] per _____

- ENTER unit of time

E15. During which months of [PYEAR] did you get this income?

- ENTER all that apply
- PROBE: Any others?

Select All/Clear All

1. January	2. February	3. March	4. April	5. May	6. June
7. July	8. August	9. September	10. October	11. November	12. December

GO TO NEXT E12 ITEM; Then GO TO E22CKPT

(WEB, Same screen) E13, E14. How much did you receive from dividends in [PYEAR]?

\$.00 per

SIGNAL FOR PER IS NON-RESPONSE: Please select a unit of time.

CHECK: Please enter numbers only. Negative numbers (<0) and "0" are not allowed.

E15. During which months of [PYEAR] did you get this income?

Please select all that apply.

Select All/Clear All

1. January	2. February	3. March	4. April	5. May	6. June
7. July	8. August	9. September	10. October	11. November	12. December

GO TO NEXT E12 ITEM; Then GO TO E22CKPT

PSID G26C, G26CPER, G27C

E16, E17, E18

(CATI) E16. How much did you receive from interest in [PYEAR]?

- ENTER amount here, then ENTER unit of time on next screen (Month, Year)

\$ → GO TO E15



E17. \$ [E16] per _____

- ENTER unit of time

E18. During which months of [PYEAR] did you get this income?

- ENTER all that apply
- PROBE: Any others?

Select All/Clear All

1. January	2. February	3. March	4. April	5. May	6. June
------------	-------------	----------	----------	--------	---------

7. July	8. August	9. September	10. October	11. November	12. December
---------	-----------	--------------	-------------	--------------	--------------

GO TO NEXT E12 ITEM; Then GO TO E22CKPT

(WEB, Same screen) E16, E17. How much did you receive from interest in [PYEAR]?

\$.00 per

3. Week	4. Two weeks	7. Other – Please specify: (E17SPEC. String 100)
5. Month	6. Year	

SIGNAL FOR PER IS NON-RESP:
Please select a unit of time.
CHECK: Please enter numbers only. Negative numbers (<0) and "0" are not allowed.

E18. During which months of [PYEAR] did you get this income?

Please select all that apply.

Select All/Clear All

1. January	2. February	3. March	4. April	5. May	6. June
7. July	8. August	9. September	10. October	11. November	12. December

GO TO NEXT E12 ITEM; Then GO TO E22CKPT

PSID G26D, G26DPER, G27D

E19, E20, E21

(CATI) E19. How much did you receive from trust funds or royalties in [PYEAR]?

- ENTER amount here, then ENTER unit of time on next screen (Month, Year)

\$ → GO TO E21



E20. \$ [E19] per ____

- ENTER unit of time

5. Month	6. Year	7. Other-specify (E20SPEC. Specify (String 100))
----------	---------	--

E21. During which months of [PYEAR] did you get this income?

- ENTER all that apply
- PROBE: Any others?

Select All/Clear All

1. January	2. February	3. March	4. April	5. May	6. June
7. July	8. August	9. September	10. October	11. November	12. December

GO TO E22CKPT

(WEB, Same screen) E19, E20. How much did you receive from trust funds or royalties in [PYEAR]?

\$.00 per

5. Month	6. Year	7. Other – Please specify: (E20SPEC. String 100)
----------	---------	--

SIGNAL FOR PER IS NON-RESPONSE: Please select a unit of time.
CHECK: Please enter numbers only. Negative numbers (<0) and "0" are not allowed.

E21. During which months of [PYEAR] did you get this income?

Please select all that apply.

Select All/Clear All

1. January	2. February	3. March	4. April	5. May	6. June
7. July	8. August	9. September	10. October	11. November	12. December

E22CKPT. CAI Checkpoint: PYEAR Wages/Salary

PYEAR Wages/Salary \$25,000 or Less (E2A ≤ \$25,000, DK/RF)	5. All Others	→ GO TO E31A
---	---------------	--------------

1. CATI (CASEMODE=IWER)	2. WEB (CASEMODE=SELF)
↓	GO TO E22_W

E22. (CATI) Did you yourself receive any (other) income in [PYEAR] from Supplemental Security Income, TANF [or [State Program]], or other welfare?

- ENTER all that apply
- PROBE: Any others?
- Supplemental Security Income (SSI) is not Social Security, although the Social Security Administration administers the program and a person can receive both. See F1-Help for more information.

1. Yes, SSI	2. Yes, TANF/[State Program]	4. Yes, other welfare	7. (SP_0a) No	DK/RF
ASK E23-E26	ASK E28-E30	ASK E36-E38	GO TO ECOVID20	

E22_W. (WEB) Did you receive any income in [PYEAR] from any of the following sources?

Supplemental Security Income (SSI) is NOT Social Security, although the Social Security Administration administers the program and a person can receive both.

E22_W1. Supplemental Security Income (SSI)	1. Yes	5. No	Yes: ASK E23-E26	All E22_W1–E22_W4<>Yes, GO TO ECOVID20
E22_W2. TANF [or [State Program]]	1. Yes	5. No	Yes: ASK E28-E30	
E22_W4. Other welfare	1. Yes	5. No	Yes: ASK E36-E38	

E22=Supplemental Security Income (SSI)

PSID G25FF, G26F MODIFIED, G26FPER, G27F

E23. (CATI) Did you receive SSI (Supplemental Security Income) for yourself, or for someone else?

- Supplemental Security Income (SSI) is not Social Security, although the Social Security Administration administers the program and a person can receive both. See F1-Help for more information

1. Self	2. Someone else	3. Both
---------	-----------------	---------

(WEB) Did you receive SSI (Supplemental Security Income) for yourself, or for someone else?

Supplemental Security Income (SSI) is NOT Social Security, although the Social Security Administration administers the program and a person can receive both.

1. For myself	2. For someone else	3. For both myself and someone else
---------------	---------------------	-------------------------------------

E24, E25

(CATI) E24. How much did you receive from SSI (Supplemental Security Income) in [PYEAR]?

- ENTER amount here, then ENTER unit of time on next screen (Month, Year)
- Supplemental Security Income (SSI) is not Social Security, although the Social Security Administration administers the program and a person can receive both. See F1-Help for more information

\$ 1 – 999,997	DK/RF	→ GO TO E26
----------------	-------	-------------

↓

E25. \$ [E24] per ____

- ENTER unit of time

5. Month	6. Year	7. Other-specify (E25SPEC. Specify (String 100))
----------	---------	--

(WEB) E24, E25. How much did you receive from SSI (Supplemental Security Income) in [PYEAR]?

\$ 1 – 999,997	.00 per	5. Month	6. Year	7. Other – Please specify: (E25SPEC. String 100)
----------------	---------	----------	---------	--

SIGNAL: Please select a unit of time.

CHECK: Please enter numbers only. Negative numbers (<0) and "0" are not allowed.

E26. (CATI) During which months of [PYEAR] did you get Supplemental Security Income?

- ENTER all that apply
- PROBE: Any others?
- Supplemental Security Income (SSI) is not Social Security, although the Social Security Administration administers the program and a person can receive both. See F1-Help for more information

Select All/Clear All

1. January	2. February	3. March	4. April	5. May	6. June
7. July	8. August	9. September	10. October	11. November	12. December

GO TO NEXT E22 ITEM; Then GO TO ECOVID20

(WEB) During which months of [PYEAR] did you get SSI (Supplemental Security Income)?

Please select all that apply.

Select All/Clear All

1. January	2. February	3. March	4. April	5. May	6. June
7. July	8. August	9. September	10. October	11. November	12. December

GO TO NEXT E22 ITEM; Then GO TO ECOVID20

E22=TANF [or [State Program]]

E28, E29

(CATI) E28. How much did you receive from TANF [or [State Program Name]] in [PYEAR]?

- ENTER amount here, then ENTER unit of time on next screen (Month, Year)

\$ 1 - 999,997 DK/RF → GO TO E30



E29. \$ [E28] per _____

- ENTER unit of time

3. Week	4. Two weeks	5. Month	6. Year	7. Other-specify (E29SPEC. Specify (String 100))
---------	--------------	----------	---------	--

(WEB) E28, E29. How much did you receive from TANF [or [State Program Name]] in [PYEAR]?

\$ 1 - 999,997 .00 per

3. Week	4. Two weeks	7. Other - Please specify: (E29SPEC. String 100)
5. Month	6. Year	

SIGNAL: Please select a unit of time.

CHECK: Please enter numbers only. Negative numbers (<0) and "0" are not allowed.

E30. (CATI) During which months of [PYEAR] did you get TANF [or [State Program Name]]?

- ENTER all that apply
- PROBE: Any others?

Select All/Clear All

1. January	2. February	3. March	4. April	5. May	6. June
7. July	8. August	9. September	10. October	11. November	12. December

GO TO NEXT E22 ITEM; Then GO TO ECOVID20

(WEB) During which months of [PYEAR] did you get TANF [or [State Program Name]]?

Please select all that apply.

Select All/Clear All

1. January	2. February	3. March	4. April	5. May	6. June
7. July	8. August	9. September	10. October	11. November	12. December

GO TO NEXT E22 ITEM; Then GO TO ECOVID20

E22=Other welfare

E36, E37

(CATI) E36. How much did you receive from other welfare in [PYEAR]?

- ENTER amount here, then ENTER unit of time on next screen (Month, Year)

\$ 1 – 999,997 DK/RF → GO TO E38



E37. \$ [E36] per ____

- ENTER unit of time

3. Week 4. Two weeks 5. Month 6. Year 7. Other-specify (E37SPEC. Specify (String 100))

(WEB) E36, E37. How much did you receive from other welfare in [PYEAR]?

\$ 1 – 999,997 .00 per 3. Week 4. Two weeks 7. Other – Please specify:
5. Month 6. Year (E37SPEC. String 100)

SIGNAL: Please select a unit of time.

CHECK: Please enter numbers only. Negative numbers (<0) and "0" are not allowed.

E38. (CATI) During which months of [PYEAR] did you get other welfare?

- ENTER all that apply
- PROBE: Any others?

Select All/Clear All

1. January 2. February 3. March 4. April 5. May 6. June
7. July 8. August 9. September 10. October 11. November 12. December

GO TO ECOVID20

(WEB) During which months of [PYEAR] did you get other welfare?

Please select all that apply.

Select All/Clear All

1. January 2. February 3. March 4. April 5. May 6. June
7. July 8. August 9. September 10. October 11. November 12. December

GO TO ECOVID20

COVID-19 Stimulus Payments

PSID G44B2

ECOVID20. (CATI) [Page 38](#)

Because of the COVID-19 pandemic, most families received economic stimulus payments that were sent to families in 2020 and 2021. Did you receive any of these payments?

- ENTER all that apply

1. Yes, I received the March 2020 stimulus payment

2. Yes, I received the December 2020 stimulus payment

3. Yes, I received the March 2021 stimulus payment

5. No, I did not receive any stimulus payments

DK/RF

GO TO ECOVID21

GO TO E31A

(WEB) Because of the COVID-19 pandemic, most families received economic stimulus payments that were sent to families in 2020 and 2021. Did you receive this payment?

Please select all that apply.

1. Yes, I received the March 2020 stimulus payment

2. Yes, I received the December 2020 stimulus payment

3. Yes, I received the March 2021 stimulus payment

5. No, I did not receive any stimulus payments

DK/RF

GO TO ECOVID18A

GO TO E31A

PSID G45B2

ECOVID21. (CATI) How much [ECOVID20=1 response: was it / ECOVID20>1 response: were they] altogether?

- If more than one stimulus payment was received, ENTER the total amount all payments

\$ 1 – 99,997

(WEB) How much [ECOVID20=1 response: was it / ECOVID20>1 response: were they] altogether?

If more than one stimulus payment was received, please enter the total amount of all payments.

\$ 1 – 99,997 .00

CHECK: Please enter a number from 1 to 99997.

PSID G44C Modified

E31A. Did you earn any other income in [PYEAR] from child support?

1. Yes 5. No → GO TO E39



E32, E33

(CATI) E32. How much did you receive from child support in [PYEAR]?

- ENTER amount here, then ENTER unit of time on next screen (Month, Year)

\$ 1 – 999,997 DK/RF → GO TO E34



E33. \$ [E32] per _____

- ENTER unit of time

3. Week 4. Two weeks 5. Month 6. Year 7. Other-specify (E33SPEC. Specify (String 100))

(WEB) E32, E33. How much did you receive from child support in [PYEAR]?

\$ 1 – 999,997 .00 per 3. Week 4. Two weeks 7. Other – Please specify:

5. Month 6. Year

(E33SPEC. String 100)

SIGNAL: Please select a unit of time.

CHECK: Please enter numbers only. Negative numbers (<0) and "0" are not allowed.

E34. (CATI) During which months of [PYEAR] did you get child support?

- ENTER all that apply
- PROBE: Any others?

Select All/Clear All

1. January 2. February 3. March 4. April 5. May 6. June
7. July 8. August 9. September 10. October 11. November 12. December

(WEB) During which months of [PYEAR] did you get child support?

Please select all that apply.

Select All/Clear All					
1. January	2. February	3. March	4. April	5. May	6. June
7. July	8. August	9. September	10. October	11. November	12. December

E39. (CATI) [R=RP/SP: Now I have some questions about income other than earnings from work.] Thinking [R=OFUM: now] about last month ([PREVIOUS CALENDAR MONTH]), did you receive any income last month from unemployment compensation?

(WEB) [R=RP/SP: Now are some questions about income other than earnings from work.] Did you receive any income LAST MONTH ([PREVIOUS CALENDAR MONTH]) from unemployment compensation?

1. Yes	5. No
--------	-------

E40. (CATI) (Did you receive any income last month ([PREVIOUS CALENDAR MONTH])) from workers compensation?

(WEB) Did you receive any income LAST MONTH ([PREVIOUS CALENDAR MONTH]) from workers compensation?

1. Yes	5. No
--------	-------

E41. (CATI) (Did you yourself receive any income last month ([PREVIOUS CALENDAR MONTH])) from Supplemental Security Income, TANF [or [State Program]], child support or other welfare?

- ENTER all that apply
- PROBE: Any others?
- Supplemental Security Income (SSI) is not Social Security, although the Social Security Administration administers the program and a person can receive both. See F1-Help for more information

(WEB) Did you receive any income LAST MONTH ([PREVIOUS CALENDAR MONTH]) from Supplemental Security Income, TANF [or [State Program]], child support or other welfare?

Please select all that apply.

1. Yes, SSI	2. Yes, TANF/[State Program]	4. Yes, other welfare	3. Yes, child support	7. (SP_0a) No
-------------	------------------------------	-----------------------	-----------------------	---------------

E42 RULE. Mode of Interview

CATI (CASEMODE=IWER)	WEB (CASEMODE=SELF)
GO TO E42	GO TO E42_W

Financial Help

E42. (CATI) The next questions are about financial help that you might have received during [PYEAR]. This could be in the form of money given to you or money paid on your behalf for a particular purpose.

During [PYEAR], did your parents or other relatives help you...

- READ list, pausing after each option for R's response
- ENTER all that apply
- Home includes house, condominium, apartment, mobile home, etc.
- This does not include vehicles given or passed down to R by a parent/relative
- Do not include gifts received from parents or relatives

6. By giving you a loan?	ASK E48-E48PCT
1. Purchase a home?	ASK E43-E43PCT
2. Pay your rent, mortgage, or dormitory costs?	ASK E44-E44PCT
3. Purchase or make payments on a personal vehicle, such as a car?	ASK E45-E45PCT
4. Pay your tuition and school fees for schooling after high school?	ASK E46-E46PCT

5. Pay your student loans?	ASK E47-E47PCT
7. Pay any other expenses or bills (such as cell phone bills, insurance, and groceries)?	ASK E49-E49PCT
8. With any other financial help?	ASK E50-E50AMT
9. No financial help from parents/relatives (DO NOT READ)	DK/RF

GO TO E51

CHECK: You cannot select "None of the above" in conjunction with the other options."

E42_W. (WEB) Including money given to you and money paid on your behalf for a particular purpose, during [PYEAR], did your parents or other relatives help you:

Please do not include GIFTS received from parents or relatives.

E42_W6.	By giving you a loan	<input type="checkbox"/> 1. Yes	<input type="checkbox"/> 5. No	Yes: ASK E48-E48PCT
E42_W1.	Purchase a home "Home" includes house, condominium, apartment, mobile home, etc.	<input type="checkbox"/> 1. Yes	<input type="checkbox"/> 5. No	Yes: ASK E43-E43PCT
E42_W2.	Pay your rent, mortgage, or dormitory costs	<input type="checkbox"/> 1. Yes	<input type="checkbox"/> 5. No	Yes: ASK E44-E44PCT
E42_W3.	Purchase or make payments on a personal vehicle, such as a car This does not include vehicles given or passed down by a parent or relative.	<input type="checkbox"/> 1. Yes	<input type="checkbox"/> 5. No	Yes: ASK E45-E45PCT
E42_W4.	Pay your tuition and school fees for schooling after high school	<input type="checkbox"/> 1. Yes	<input type="checkbox"/> 5. No	Yes: ASK E46-E46PCT
E42_W5.	Pay your student loans	<input type="checkbox"/> 1. Yes	<input type="checkbox"/> 5. No	Yes: ASK E47-E47PCT
E42_W7.	Pay other expenses or bills such as cell phone bills, insurance, and groceries	<input type="checkbox"/> 1. Yes	<input type="checkbox"/> 5. No	Yes: ASK E49-E49PCT
E42_W8.	With any other financial help	<input type="checkbox"/> 1. Yes	<input type="checkbox"/> 5. No	Yes: ASK E50-E50AMT

All E42_W1-E42_W8
<>Yes, Then GO TO E51

MOVED

SECTION_E.E50BLOCK

E50. (CATI) Could you tell me what that other financial help was (in [PYEAR] from your parents or other relatives)?
(WEB) What was that other financial help?

E50AMT. (CATI) What was the total amount of that (other financial help)?

(WEB) What was the total amount of that other financial help?

\$.00 CHECK: Please enter numbers only. Negative numbers (<0) and "0" are not allowed.

END E50BLOCK

MOVED

E48. (CATI) You said you received a loan during [PYEAR]. What was the total amount of the loan?

(WEB) You said you received a loan during [PYEAR]. What was the total amount of the loan you received in [PYEAR] from your parents or other relatives?

\$.00 CHECK: Please enter numbers only. Negative numbers (<0) and "0" are not allowed.

SECTION_E.E43BLOCK

E43. (CATI) You said you received help with the purchase of a home during [PYEAR]. What was the total price of your home (that was purchased in [PYEAR])?

- Home includes house, condominium, apartment, mobile home, etc.

\$ 1 – 9,999,997 CHECK: Please enter a number from 1 to 9,999,997.

(WEB) You said you received help with the purchase of a home during [PYEAR]. What was the total price of your home that was purchased in [PYEAR]?

“Home” includes house, condominium, apartment, mobile home, etc.

\$ 1 – 9,999,997 .00 CHECK: Please enter a number from 1 to 9,999,997. Please enter numbers only.

E43AMT, E43PCT

(CATI) E43AMT. [E43=RESPONSE: Of that \$[E43], how / E43=DK/RF: How] much did your parents or other relatives contribute altogether in [PYEAR] (towards the purchase of your home)?

- ENTER dollar amount here OR press [ENTER] to continue to next screen for percent
- Home includes house, condominium, apartment, mobile home, etc.

[ENTER] \$ 1 – [E43] (9,999,997) DK/RF CHECK: Please enter a number from 1 to [E43].

↓ GO TO NEXT E42 ITEM, ↓
Then GO TO E51

E43PCT. [E43AMT=EMPTY: ([E43=RESPONSE: Of that \$[E43], what / E43=DK/RF: What] percentage did your parents or other relatives contribute altogether in [PYEAR] (towards the purchase of your home)?) [E43AMT=DK/RF: Could you tell me what percentage of [E43=RESPONSE: that \$[E43] / E43=DK/RF: the purchase price] was contributed by your parents or other relatives (altogether in [PYEAR])?]

- ENTER a percentage from 1.0 to 100.0
- Home includes house, condominium, apartment, mobile home, etc.

If R says ENTER

One quarter (1/4) 25%

One third (1/3) 33%

One half (1/2) 50%

Two thirds (2/3) 67%

Three quarters (3/4) 75%

All / Entire amount 100%

1 – 100 → GO TO NEXT E42 ITEM, Then GO TO E51 CHECK: Please enter a percentage from 1 to 100.

(WEB) E43AMT, E43PCT. How much did your parents or other relatives contribute altogether in [PYEAR] towards the purchase of your home?

“Home” includes house, condominium, apartment, mobile home, etc.

Please provide an amount or percent.

default version

\$ 1 – [E43] (9,999,997) .00

To enter a percentage instead, click here. CHECK: Please enter a number from 1 to [E43]. Please enter numbers only.

alternate version

1 – 100 %

To enter an amount instead, click here. CHECK: Please enter a percentage from 1 to 100.

GO TO NEXT E42
ITEM, Then GO TO
E51

Conversion Table

1/4 = 25%

1/3 = 33%

1/2 = 50%

2/3 = 67%

3/4 = 75%

All = 100%

END E43BLOCK

SECTION_E.E44BLOCK

E44. (CATI) You said you received help paying your rent, mortgage, or dormitory costs during [PYEAR]. What were your total rent, mortgage, or dormitory costs (for [PYEAR])?

\$ CHECK: *Please enter a number from 1 to 9,999,997.*

(WEB) E44. You said you received help paying your rent, mortgage, or dormitory costs during [PYEAR]. What were your total rent, mortgage, or dormitory costs for [PYEAR]?

\$.00 CHECK: *Please enter a number from 1 to 9,999,997. Please enter numbers only.*

E44AMT, E44PCT

(CATI) E44AMT. [E44=RESPONSE: Of that \$[E44] how/ E44=DK/RF: How], much did your parents or other relatives contribute altogether in [PYEAR] (towards your rent, mortgage, or dormitory costs)?

- ENTER dollar amount here OR press [ENTER] to continue to next screen for percent

CHECK: *Please enter a number from 1 to [E44].*

↓ GO TO NEXT E42 ITEM, ↓
Then GO TO E51

E44PCT. [E44AMT=EMPTY: ([E44=RESPONSE: Of that \$[E44], what / E44=DK/RF: What] percentage was contributed by your parents or other relatives altogether in [PYEAR] (of your total rent, mortgage, or dormitory costs)?]

[E44AMT=DK/RF: Could you tell me what percentage of [E44=RESPONSE: that \$[E44] / E44=DK/RF: your total rent, mortgage, or dormitory costs] was contributed by your parents or other relatives (altogether in [PYEAR])?]

- ENTER a percentage from 1.0 to 100.0

If R says ENTER

One quarter (1/4) 25%

One third (1/3) 33%

One half (1/2) 50%

Two thirds (2/3) 67%

Three quarters (3/4) 75%

All / Entire amount 100%

→ GO TO NEXT E42 ITEM, Then GO TO E51 CHECK: *Please enter a percentage from 1 to 100.*

(WEB) E44AMT, E44PCT. How much did your parents or other relatives contribute altogether in [PYEAR] towards your rent, mortgage, or dormitory costs?

Please provide an amount or percent.

default version

\$.00 CHECK: *Please enter a number from 1 to [E44]. Please enter numbers only.*

alternate version

% CHECK: *Please enter a percentage from 1 to 100.*

GO TO NEXT E42
ITEM, Then GO TO
E51

Conversion Table

1/4 = 25%

1/3 = 33%

1/2 = 50%

2/3 = 67%

3/4 = 75%

All = 100%

END E44BLOCK

SECTION_E.E45BLOCK

E45. (CATI) You said you received help with the purchase of or the payments on a personal vehicle, such as a car during [PYEAR]. What were your total car payments (in [PYEAR])?

- This could include the full purchase price if paid cash, any down payment for a purchase, and any regular payments for a loan or lease

\$ CHECK: Please enter a number from 1 to 9,999,997.

(WEB) You said you received help with the purchase of or the payments on a personal vehicle, such as a car during [PYEAR]. What were your total car payments in [PYEAR]?

This could include the full purchase price if paid in cash, any down payment for a purchase, and any regular payments for a loan or lease.

\$.00 CHECK: Please enter a number from 1 to 9,999,997. Please enter numbers only.

E45AMT, E45PCT

(CATI) E45AMT. [E45=RESPONSE: Of that \$[E45], how/ E45=DK/RF: How] much did your parents or other relatives contribute altogether in [PYEAR] (towards your car purchase or payments)?

- This could include the full purchase price if paid cash, any down payment for a purchase, and any regular payments for a loan or lease
- ENTER dollar amount here OR press [ENTER] to continue to next screen for percent

CHECK: Please enter a number from 1 to [E45].

↓ GO TO NEXT E42 ITEM, ↓
Then GO TO E51

E45PCT. [E45AMT=EMPTY: ([E45=RESPONSE: Of that \$[E45], what / E45=DK/RF: What] percentage did your parents or other relatives contribute altogether in [PYEAR] (towards the purchase of your house or condominium)?] [E45AMT=DK/RF: Could you tell me what percentage of [E45=RESPONSE: that \$[E45] / E45=DK/RF: the purchase price] was contributed by your parents or other relatives (altogether in [PYEAR])?]

- ENTER a percentage from 1.0 to 100.0

If R says ENTER

One quarter (1/4) 25%

One third (1/3) 33%

One half (1/2) 50%

Two thirds (2/3) 67%

Three quarters (3/4) 75%

All / Entire amount 100%

→ GO TO NEXT E42 ITEM, Then GO TO E51 CHECK: Please enter a percentage from 1 to 100.

(WEB) E45AMT, E45PCT. How much did your parents or other relatives contribute altogether in [PYEAR] towards your car purchase or payments?

This could include the full purchase price if paid cash, any down payment for a purchase, and any regular payments for a loan or lease.

Please provide an amount or percent.

default version

\$.00

To enter a percentage instead, click here. CHECK: Please enter a number from 1 to [E45]. Please enter numbers only.

alternate version

%

To enter an amount instead, click here. CHECK: Please enter a percentage from 1 to 100.

GO TO NEXT E42
ITEM, Then GO TO
E51

Conversion Table

1/4 = 25%

1/3 = 33%

1/2 = 50%

2/3 = 67%

3/4 = 75%

All = 100%

END E45BLOCK

SECTION_E.E46BLOCK

E46. (CATI) You said you received help paying your tuition and school fees for schooling after high school during [PYEAR]. What were your total tuition payments and school fees, not including grants, scholarships, or loans (, in [PYEAR])?

CHECK: *Please enter a number from 1 to 9,999,997.*

(WEB) You said you received help paying your tuition and school fees for schooling after high school during [PYEAR]. What were your total tuition payments and school fees, not including grants, scholarships, or loans, in [PYEAR]?

\$.00 CHECK: *Please enter a number from 1 to 9,999,997. Please enter numbers only.*

E46AMT, E46PCT

(CATI) E46AMT. [*E46=RESPONSE*: Of that \$[E46], how/ *E46=DK/RF*: How], much did your parents or other relatives contribute in [PYEAR] (towards your tuition and school fees for schooling after high school (not including grants, scholarships, or loans))?

- ENTER dollar amount here OR press [ENTER] to continue to next screen for percent

CHECK: *Please enter a number from 1 to [E46].*

↓ GO TO NEXT E42 ITEM, ↓
Then GO TO E51

E46PCT. [*E46AMT=EMPTY*: (*E46=RESPONSE*: Of that \$[E46], what / *E46=DK/RF*: What] percentage of the total payments was contributed by your parents or other relatives altogether in [PYEAR] (for your tuition and school fees for schooling after high school) (not including grants, scholarships, or loans)?] [*E46AMT=DK/RF*: Could you tell me what percentage of [*E46=RESPONSE*: that \$[E46] / *E46=DK/RF*: the total payments for your tuition payments and school fees for schooling after high school (not including grants, scholarships, or loan) was contributed by your parents or other relatives (altogether in [PYEAR])?]

- ENTER a percentage from 1.0 to 100.0

If R says ENTER

One quarter (1/4) 25%

One third (1/3) 33%

One half (1/2) 50%

Two thirds (2/3) 67%

Three quarters (3/4) 75%

All / Entire amount 100%

→ GO TO NEXT E42 ITEM, Then GO TO E51 CHECK: *Please enter a percentage from 1 to 100.*

(WEB) E46AMT, E46PCT. How much did your parents or other relatives contribute altogether in [PYEAR] towards your tuition and school fees for schooling after high school?

This does not include grants, scholarships, or loans.

Please provide an amount or percent.

default version

\$.00

To enter a percentage instead, click here.

CHECK: *Please enter a number from 1 to [E46]. Please enter numbers only.*

alternate version

%

To enter an amount instead, click here.

CHECK: *Please enter a percentage from 1 to 100.*

GO TO NEXT E42
ITEM, Then GO TO
E51

Conversion Table

1/4 = 25%

1/3 = 33%

1/2 = 50%

2/3 = 67%

3/4 = 75%
All = 100%

END E46BLOCK

SECTION_E.E47BLOCK

E47. (CATI) You said you received help paying your student loans during [PYEAR]. What were your total student loan payments (in [PYEAR])?

\$ 1 – 9,999,997 CHECK: *Please enter a number from 1 to 9,999,997.*

(WEB) You said you received help paying your student loans during [PYEAR]. What were your total student loan payments in [PYEAR]?

\$ 1 – 9,999,997 .00 CHECK: *Please enter a number from 1 to 9,999,997. Please enter numbers only.*

E47AMT, E47PCT

(CATI) E47AMT. [E47=RESPONSE: Of that \$[E47], how/ E47=DK/RF: How], much did your parents or other relatives contribute altogether in [PYEAR] (towards those student loan payments)?

- ENTER dollar amount here OR press [ENTER] to continue to next screen for percent

[ENTER] \$ 1 – [E47] (9,999,997) DK/RF CHECK: *Please enter a number from 1 to [E47].*

↓ GO TO NEXT E42 ITEM, ↓
Then GO TO E51

E47PCT. [E47AMT=EMPTY: ([E47=RESPONSE: Of that \$[E47], what / E47=DK/RF: What] percentage of those student loan payments was contributed by your parents or other relatives altogether in [PYEAR] (of those student loan payments)?] [E47AMT=DK/RF: Could you tell me what percentage of [E47=RESPONSE: that \$[E47] / E47=DK/RF: those student loan payments was contributed by your parents or other relatives (altogether in [PYEAR])?]

- ENTER a percentage from 1.0 to 100.0

If R says ENTER

One quarter (1/4) 25%

One third (1/3) 33%

One half (1/2) 50%

Two thirds (2/3) 67%

Three quarters (3/4) 75%

All / Entire amount 100%

1 – 100 → GO TO NEXT E42 ITEM, Then GO TO E51 CHECK: *Please enter a percentage from 1 to 100.*

(WEB) E47AMT, E47PCT. How much did your parents or other relatives contribute altogether in [PYEAR] towards those student loan payments?

Please provide an amount or percent.

default version

\$ 1 – [E47] (9,999,997) .00

To enter a percentage instead, click here. CHECK: *Please enter a number from 1 to [E47]. Please enter numbers only.*

alternate version

1.0 – 100.0 %

To enter an amount instead, click here. CHECK: *Please enter a percentage from 1 to 100.*

GO TO NEXT E42
ITEM, Then GO TO
E51

Conversion Table

1/4 = 25%

1/3 = 33%

1/2 = 50%

2/3 = 67%

3/4 = 75%

All = 100%

END E47BLOCK

SECTION_E.E49BLOCK

E49. (CATI) You said your parents or other relatives helped you with other expenses or bills (such as cell phone bills, insurance, and groceries) during [PYEAR]. What was the total amount of any other expenses or bills (in [PYEAR])?

\$ CHECK: *Please enter a number from 1 to 9,999,997.*

(WEB) You said your parents or other relatives helped you with other expenses or bills (such as cell phone bills, insurance, and groceries) during [PYEAR]. What was the total amount of any other expenses or bills such as cell phone bills, insurance, and groceries in [PYEAR]?

\$.00 CHECK: *Please enter a number from 1 to 9,999,997. Please enter numbers only.*

E49AMT, E49PCT

(CATI) E49AMT. [E49=RESPONSE: Of that \$[E49], how/ E49=DK/RF: How], much did your parents or other relatives contribute altogether in [PYEAR] (towards those other expenses or bills)?

- ENTER dollar amount here OR press [ENTER] to continue to next screen for percent

CHECK: *Please enter a number from 1 to [E49].*

↓

GO TO E51

↓

E49PCT. [E49AMT=EMPTY: ([E49=RESPONSE: Of that \$[E49], what / E49=DK/RF: What] percentage of those other expenses or bills was contributed by your parents or other relatives altogether (in [PYEAR])? [E49AMT=DK/RF: Could you tell me what percentage of [E49=RESPONSE: that \$[E49] / E49=DK/RF: those other expenses or bills] was contributed by your parents or other relatives (altogether in [PYEAR])?]

- ENTER a percentage from 1.0 to 100.0

If R says

One quarter (1/4) 25%

One third (1/3) 33%

One half (1/2) 50%

Two thirds (2/3) 67%

Three quarters (3/4) 75%

All / Entire amount 100%

→ GO TO E51 CHECK: *Please enter a percentage from 1 to 100.*

(WEB) E49AMT, E49PCT. How much did your parents or other relatives contribute altogether in [PYEAR] towards those other expenses or bills?

Please provide an amount or percent.

default version

\$.00

To enter a percentage instead, click here. CHECK: *Please enter a number from 1 to [E49]. Please enter numbers only.*

alternate version

%

To enter an amount instead, click here. CHECK: *Please enter a percentage from 1 to 100.*

GO TO NEXT E42
ITEM, Then GO TO
E51

Conversion Table

1/4 = 25%

1/3 = 33%

1/2 = 50%

2/3 = 67%

3/4 = 75%

All = 100%

END E49BLOCK

Gifts and Inheritances

SECTION_E.E51SERIES[1-3] [1-3]=Which inheritance/gift

PSID W123 MODIFIED

E51. (CATI) Other than the amounts we just talked about, during the last two years, have you received any large gifts of money or property or inheritances of money or property worth \$250 or more?

- IF R says "YES", PROBE: Did you receive one or more than one?

(WEB) Other than the amount you just reported, during the LAST TWO YEARS, have you received any large gifts or inheritances of money or property worth \$250 or more?

1. Yes, received one	2. Yes, received multiple	5. No	DK/RF/NA
----------------------	---------------------------	-------	----------



GO TO SECTION F

PSID W123A

E52. (CATI) [E51=2: You said you received more than one gift or inheritance. Please start with the largest one.] Was that a gift or was that an inheritance? If multiple gifts or inheritances were received, we can talk about each one separately.

(WEB) [E51=2: You said you received more than one gift or inheritance. Please start with the largest one.] Was that a gift or was that an inheritance?

1. Gift	2. Inheritance
---------	----------------

PSID W124A

E54. (CATI) What year did you receive that? (If multiple gifts or inheritances worth \$250 or more were received, we can talk about each one separately.)

- ENTER all that apply
- PROBE: Any others?
- ENTER [7] if it has not yet been received

(WEB) What year did you receive [E52=GIFT: that gift / E52=INHERITANCE: that inheritance / ALL OTHERS: it]?

Please select all that apply.

1. [P2YEAR]	2. [PYEAR]	3. [CYEAR]	InstrumentStartDate≥1/1/2020: 4. [CYEAR+1]	7. Not yet received	DK/RF/NA
-------------	------------	------------	---	---------------------	----------



GO TO E55

PSID W125

E53. (CATI) How much was [E52=GIFT: that gift / E52=INHERITANCE: that inheritance / ALL OTHERS: it] worth altogether, at the time it was received? (If multiple gifts or inheritances worth \$250 or more were received, we can talk about each one separately.)

\$ 1 – 9,999,997	→ GO TO E55	DK/RF
------------------	-------------	-------

↓ E53ACKPT

(WEB) How much was [E52=GIFT: that gift / E52=INHERITANCE: that inheritance / ALL OTHERS: it] worth altogether, AT THE TIME IT WAS RECEIVED?

\$ 1 – 9,999,997 .00	→ GO TO E55	NA	CHECK: Please enter numbers only. Negative numbers (<0) and "0" are not allowed.
----------------------	-------------	----	--



E53A RULE. Mode of Interview

CATI (CASEMODE=IWER)	WEB (CASEMODE=SELF)
GO TO E53A	GO TO E53AE53B

PSID W126, W127

E53A. (CATI) Would it amount to \$25,000 or more?

1. Yes	5. No	→ GO TO E55
--------	-------	-------------



E53B. (CATI) \$75,000 or more?

1. Yes 5. No

GO TO E55

E53AE53B_W. (WEB) What is your best estimate?

1. Less than \$25,000 2. \$25,000 to less than \$75,000 3. \$75,000 or more

PSID W128 MODIFIED

E55. (CATI/WEB) Did you receive any other large gifts or inheritances of money or property worth \$250 or more in the last two years?

1. Yes → Repeat E52-E55; Max=3; 5. No → GO TO SECTION F
Then GO TO SECTION F

END E51SERIES

END SECTION_E

Section F: Wealth

[TOC](#)

SecF_Start. Whether section started flag.

SecFDone. After a mode switch, flags whether section completed.

SecFLock. After a mode switch, flags whether section locked.

SecFMode. Whether interview completed in WEB or CATI flag.

SECTION_FPersonal Vehicles

F1. (CATI) Do you yourself own a personal vehicle, such as a car, truck, or motorcycle for which your name is on the title?

- This does not include leased vehicles
- IF R says bank has the title and they are currently paying off the car, ENTER [1]

(WEB) Do you yourself own a personal vehicle, such as a car, truck, or motorcycle for which YOUR NAME is on the title?

This does not include leased vehicles.

If the bank has the title and you are currently paying off your car, please select "Yes".

→ GO TO F6 RULE

↓

PSID W6 modified

F2. (CATI) Altogether, what are your personal vehicles worth, minus anything you still owe on them?

→ GO TO F6 RULE

↓ F3 RULE

(WEB) Altogether what are your personal vehicles worth, minus anything you still owe on them?

For amounts less than \$0.00, enter the minus symbol (-) and then the amount. For example: Enter "-500" to indicate a loss of \$500.00.

\$.00 → GO TO F6 RULE

CHECK: Please enter numbers only.

↓

F3 RULE. Mode of Interview

→ GO TO F3F5_W

↓

PSID W7 modified

F3. (CATI) Would they amount to \$6,000 or more?

↓

GO TO F5

PSID W8 modified

F4. (CATI) (Would it amount to...)
\$12,000 or more?

1. Yes 5. No DK/RF

GO TO F6 RULE

PSID W9 modified

F5. (CATI) (Would it amount to...)

\$3,000 or more?

1. Yes 5. No DK/RF

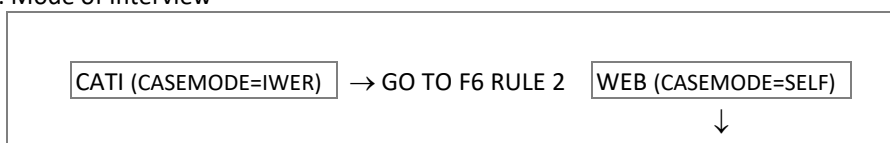
GO TO F6 RULE

F3F5_W. (WEB) What is your best estimate?

1. Less than \$3,000 2. \$3,000 to less than \$6,000

3. \$6,000 to less than \$12,000 4. \$12,000 or more

F6 RULE. Mode of Interview



F6_W. (WEB) NOT INCLUDING retirement accounts, do you yourself own any of the following...?

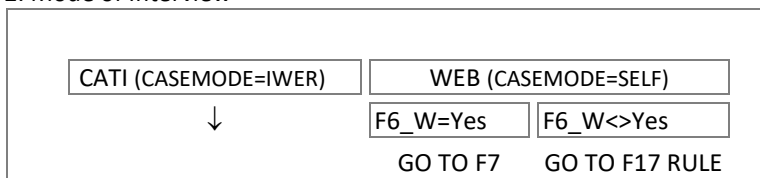
F6_W. Mutual funds, publicly traded stocks, or investment trusts 1. Yes 5. No

F17_W. Certificate of deposit, government bonds, or rights in a trust or estate 1. Yes 5. No

F11_W. A checking, savings, or money market type account 1. Yes 5. No

Stocks

F6 RULE 2. Mode of Interview



PSID W15

F6. (CATI) NOT INCLUDING retirement accounts, do you yourself own any mutual funds, publicly traded stocks, or investment trusts?

1. Yes 5. No → GO TO F17 RULE

↓

PSID W16

F7. (CATI) If you sold all of your (non-retirement) mutual funds, publicly traded stocks, and investment trusts, and paid off anything you owed on them, how much would you have?

→ GO TO F17 RULE DK/RF

↓ F8 RULE

(WEB) If you sold all of your (non-retirement) mutual funds, publicly traded stocks, and investment trusts, and paid off anything you owed on them, how much would you have?

For amounts less than \$0.00, enter the minus symbol (-) and then the amount. For example: Enter “-500” to indicate a loss of \$500.00.

\$.00 → GO TO F17 RULE

CHECK: *Please enter numbers only.*



F8 RULE. Mode of Interview

<input type="text" value="CATI (CASEMODE=IWER)"/>	<input type="text" value="WEB (CASEMODE=SELF)"/>	→ GO TO F8F10_W
↓		

PSID W17 modified

F8. (CATI) Would it amount to \$5,000 or more?



GO TO F10

PSID W20 modified

F9. (CATI) (Would it amount to...)
\$16,000 or more?

GO TO F17 RULE

PSID W19 modified

F10. (CATI) (Would it amount to...)
\$1,000 or more?

GO TO F17 RULE

F8F10_W. (WEB) What is your best estimate?

<input type="text" value="1. Less than \$1,000"/>	<input type="text" value="2. \$1,000 to less than \$5,000"/>
<input type="text" value="3. \$5,000 to less than \$16,000"/>	<input type="text" value="4. \$16,000 or more"/>

Other Savings and Assets

F17 RULE. Mode of Interview

<input type="text" value="CATI (CASEMODE=IWER)"/>	<input type="text" value="WEB (CASEMODE=SELF)"/>
↓	<input type="text" value="F17_W=Yes"/> <input type="text" value="F17_W<>Yes"/>
	GO TO F18 GO TO F11CKPT

PSID W27+W33 modified

F17. (CATI) NOT INCLUDING retirement accounts, do you yourself own any certificates of deposit, government bonds, or rights in a trust or estate?

→ GO TO F11 RULE



PSID W34

F18. (CATI) If you added up all your (non-retirement) certificates of deposit, government bonds, and rights in a trust or estate, about how much would they amount to altogether right now?

\$ → GO TO F11 RULE

↓ F19 RULE

(WEB) If you added up all of your (non-retirement) certificates of deposit, government bonds, and rights in a trust or estate, about how much would they amount to altogether right now?

For amounts less than \$0.00, enter the minus symbol (-) and then the amount. For example: Enter "-500" to indicate a loss of \$500.00.

\$.00 → GO TO F11 RULE

CHECK: *Please enter numbers only.*



F19 RULE. Mode of Interview

<input type="text" value="CATI (CASEMODE=IWER)"/>	<input type="text" value="WEB (CASEMODE=SELF)"/>	→ GO TO F19F21_W
↓		

PSID W35 modified

F19. (CATI) Would it amount to \$2,000 or more?



GO TO F21

PSID W36 modified

F20. (CATI) (Would it amount to...)
\$6,000 or more?

GO TO F11 RULE

PSID W37 modified

F21. (CATI) (Would it amount to...)
\$500 or more?

GO TO F11 RULE

F19F21_W. (WEB) What is your best estimate?

Checking and Savings Accounts

F11 RULE. CAI Checkpoint: Mode of Interview

<input type="text" value="CATI (CASEMODE=IWER)"/>	<input type="text" value="WEB & (CASEMODE=SELF)"/>
↓	
	<input type="text" value="F11_W=Yes"/> <input type="text" value="F11_W<>Yes"/>
	GO TO F12 GO TO F22

PSID W27A

F11. (CATI) NOT INCLUDING retirement accounts, do you yourself have a checking, savings, or money market type account?

→ GO TO F22



PSID W28A

F12. (CATI) Altogether, about how much do you have in your checking, savings, or money market type accounts right now?

\$ -99,999,999 – 999,999,999 → GO TO F22

↓ F13 RULE

(WEB) Altogether, about how much do you have in your checking, savings, or money market type accounts right now?

For amounts less than \$0.00, enter the minus symbol (-) and then the amount. For example: Enter “-500” to indicate a loss of \$500.00.

\$.00 → GO TO F22

CHECK: *Please enter numbers only.*

↓

F13 RULE. Mode of Interview

<input type="text" value="CATI (CASEMODE=IWER)"/>	<input type="text" value="WEB (CASEMODE=SELF)"/>	→ GO TO F13F16_W
↓		

PSID W29A modified

F13. (CATI) Would it amount to \$1,000 or more?

↓ GO TO F16

PSID W30A modified

F14. (CATI) (Would it amount to...)

\$4,000 or more?

↓ GO TO F22

PSID W31A modified

F15. (CATI) (Would it amount to...)

\$10,000 or more?

GO TO F22

PSID W32A modified

F16. (CATI) (Would it amount to...)

\$300 or more?

GO TO F22

F13F16_W. (WEB) What is your best estimate?

<input type="text" value="1. Less than \$300"/>	<input type="text" value="2. \$300 to less than \$1,000"/>	<input type="text" value="3. \$1,000 to less than \$4,000"/>
<input type="text" value="4. \$4,000 to less than \$10,000"/>	<input type="text" value="5. \$10,000 or more"/>	

Credit and Store Cards

F22. (CATI) Do you have your own credit card or store card account? Please include any joint accounts where your name is on the account with someone else's.

- This does not include pre-paid credit cards

(WEB) Do you have your own credit card or store card account? Please include any joint accounts where your name is on the account with someone else's.

This does not include pre-paid credit cards.

PSID W38A modified

F23. (CATI) Do you currently have any balances from previous months on any credit cards or store cards? Do not count new debt that will be paid off this month.

- This does not include pre-paid credit cards

(WEB) Do you currently have any balances from previous months on any credit cards or store cards? Do not count new debt that will be paid off this month.

This does not include pre-paid credit cards.

→ GO TO F30

↓

F24. (CATI) Are you financially responsible for paying the accounts (credit card or store card account)?

(WEB) Are you financially responsible for paying the credit card or store card accounts?

PSID W39A

F25. (CATI) Altogether, what do you owe on all your credit and store cards?

(Please do not count any new debt that will be paid off this month.)

- INCLUDE unpaid balance(s) only, or credit card and store card debts that are outstanding
- This does not include pre-paid credit cards

→ GO TO F30

↓ F26 RULE

(WEB) Altogether, what do you owe on all your credit and store cards? Please do not count any new debt that will be paid off this month.

This does not include pre-paid credit cards.

For amounts less than \$0.00, enter the minus symbol (-) and then the amount. For example: Enter “-500” to indicate a loss of \$500.00.

\$.00 → GO TO F30

CHECK: Please enter numbers only.

↓

F26 RULE. Mode of Interview

→ GO TO F26F29_W

↓

PSID W40A modified

F26. (CATI) Would it amount to \$900 or more?

↓

GO TO F29

PSID W41A modified

F27. (CATI) (Would it amount to)

\$2,000 or more?

↓

GO TO F30

PSID W43A modified

F28. (CATI) (Would it amount to...)

\$5,000 or more?

GO TO F30

PSID W42A modified

F29. (CATI) (Would it amount to...)

\$300 or more?

GO TO F30

F26F29_W. (WEB) What is your best estimate?


<input type="text" value="1. Less than \$300"/>	<input type="text" value="2. \$300 to less than \$900"/>	<input type="text" value="3. \$900 to less than \$2,000"/>
<input type="text" value="4. \$2,000 to less than \$5,000"/>	<input type="text" value="5. \$5,000 or more"/>	

Student Loans

F30. (CATI/WEB) Do you yourself currently have any student loans?

→ GO TO PART1CKPT

↓

F31. (CATI)  [Page 39](#)

What type(s) of loan(s) did you take out to help pay for your education?

- ENTER all that apply
- PROBE: Any others?

<input type="text" value="1. Federal student loan (e.g. Stafford or Perkins loans)"/>	ASK F32 - F36
<input type="text" value="2. State student loan"/>	ASK F37 – F41
<input type="text" value="3. Private student loan (e.g. Sallie Mae, CitiBank, WellsFargo)"/>	ASK F42 – F46
<input type="text" value="7. Other-specify (F31SPEC. What other type of loan? (String 200))"/>	ASK F47 – F51
<input type="text" value="DK/RF"/>	GO TO SECTION G

(WEB) What type(s) of loan(s) did you take out to help pay for your education?

Please select all that apply.

<input type="text" value="1. Federal student loan (e.g. Stafford or Perkins loans)"/>	ASK F32 - F33F36_W
<input type="text" value="2. State student loan"/>	ASK F37 - F38F41_W
<input type="text" value="3. Private student loan (e.g. Sallie Mae, CitiBank, WellsFargo)"/>	ASK F42 - F43F46_W
<input type="text" value="7. Other – Please specify: (F31SPEC. What other type of loan? (String 200))"/>	ASK F47 - F48F51_W
<input type="text" value="NA"/>	GO TO SECTION G

Federal student loan

F32. (CATI) About how much does your federal (student) loan amount to right now?

→ GO TO NEXT F31 ITEM,
Then GO TO SECTION G ↓ F33 RULE

(WEB) About how much does your federal student loan amount to right now?

\$.00 → GO TO NEXT F31 ITEM, CHECK: Please enter numbers only. Negative numbers (<0) and "0" are not allowed.
Then GO TO SECTION G ↓

F33 RULE. Mode of Interview

→ GO TO F33F36_W

↓

F33. (CATI) Would it amount to \$10,000 or more?

1. Yes	5. No	→ GO TO F36	DK/RF	→ GO TO NEXT F31 ITEM, Then GO TO SECTION G
--------	-------	-------------	-------	--

↓

F34. (CATI) (Would it amount to...)
\$20,000 or more?

1. Yes	5. No	DK/RF
--------	-------	-------

↓

GO TO NEXT F31 ITEM,
Then GO TO SECTION G

F35. (CATI) (Would it amount to...)
\$50,000 or more?

1. Yes	5. No	DK/RF
--------	-------	-------

GO TO NEXT F31 ITEM,
Then GO TO SECTION G

F36. (CATI) (Would it amount to...)
\$5,000 or more?

1. Yes	5. No	DK/RF
--------	-------	-------

GO TO NEXT F31 ITEM,
Then GO TO SECTION G

F33F36_W. (WEB) What is your best estimate?

1. Less than \$5,000	2. \$5,000 to less than \$10,000	3. \$10,000 to less than \$20,000
4. \$20,000 to less than \$50,000	5. \$50,000 or more	

GO TO NEXT F31 ITEM, Then GO TO SECTION G

State student loan

F37. (CATI) About how much does your state (student) loan amount to right now?

\$ 1-9,999,997	→ GO TO NEXT F31 ITEM, Then GO TO SECTION G	DK/RF
----------------	--	-------

↓ F38 RULE

(WEB) About how much does your state student loan amount to right now?

\$ 1-9,999,997 .00	→ GO TO NEXT F31 ITEM, Then GO TO SECTION G	NA	<i>CHECK: Please enter numbers only. Negative numbers (<0) and "0" are not allowed.</i>
--------------------	--	----	--

↓

F38 RULE. Mode of Interview

CATI (CASEMODE=IWER)	WEB (CASEMODE=SELF)	→ GO TO F38F41_W
↓		

F38. (CATI) Would it amount to \$10,000 or more?

1. Yes	5. No	→ GO TO F41	DK/RF	→ GO TO NEXT F31 ITEM, Then GO TO SECTION G
--------	-------	-------------	-------	--

↓

F39. (CATI) (Would it amount to...)

\$20,000 or more?



GO TO NEXT F31 ITEM,
Then GO TO SECTION G

F40. (CATI) (Would it amount to...)

\$50,000 or more?

GO TO NEXT F31 ITEM,
Then GO TO SECTION G

F41. (CATI) (Would it amount to...)

\$5,000 or more?

GO TO NEXT F31 ITEM,
Then GO TO SECTION G

F38F41_W. (WEB) What is your best estimate?

<input type="text" value="1. Less than \$5,000"/>	<input type="text" value="2. \$5,000 to less than \$10,000"/>	<input type="text" value="3. \$10,000 to less than \$20,000"/>
<input type="text" value="4. \$20,000 to less than \$50,000"/>	<input type="text" value="5. \$50,000 or more"/>	

GO TO NEXT F31 ITEM, Then GO TO SECTION G

Private student loan

F42. (CATI) About how much does your private (student) loan amount to right now?

→ GO TO NEXT F31 ITEM,

Then GO TO SECTION G

↓ F43 RULE

(WEB) About how much does your private student loan amount to right now?

\$.00 → GO TO NEXT F31 ITEM, *CHECK: Please enter numbers only. Negative numbers (<0) and "0" are not allowed.*

Then GO TO SECTION G



F43 RULE. Mode of Interview

<input type="text" value="CATI (CASEMODE=IWER)"/>	<input type="text" value="WEB (CASEMODE=SELF)"/>	→ GO TO F43F46_W
↓		

F43. (CATI) Would it amount to \$10,000 or more?

→ GO TO F46 → GO TO NEXT F31 ITEM,



Then GO TO SECTION G

F44. (CATI) (Would it amount to...)

\$20,000 or more?



GO TO NEXT F31 ITEM,
Then GO TO SECTION G

F45. (CATI) (Would it amount to...)

\$50,000 or more?

1. Yes 5. No DK/RF

GO TO NEXT F31 ITEM,
Then GO TO SECTION G

F46. (CATI) (Would it amount to...)

\$5,000 or more?

1. Yes 5. No DK/RF

GO TO NEXT F31 ITEM,
Then GO TO SECTION G

F43F46_W. (WEB) What is your best estimate?

1. Less than \$5,000	2. \$5,000 to less than \$10,000	3. \$10,000 to less than \$20,000
4. \$20,000 to less than \$50,000	5. \$50,000 or more	

GO TO NEXT F31 ITEM, Then GO TO SECTION G

Other student loan

F47. (CATI) About how much does your other loan amount to right now?

→ GO TO SECTION G

↓ F48 RULE

(WEB) About how much does your other student loan amount to right now?

\$.00 → GO TO SECTION G CHECK: Please enter numbers only. Negative numbers (<0) and "0" are not allowed.

↓

F48 RULE. Mode of Interview

<input type="text" value="CATI (CASEMODE=IWER)"/>	<input type="text" value="WEB (CASEMODE=SELF)"/>	→ GO TO F48F51_W
↓		

F48. (CATI) Would it amount to \$10,000 or more?

1. Yes 5. No → GO TO F51 DK/RF → GO TO SECTION G

↓

F49. (CATI) (Would it amount to...)

\$20,000 or more?

1. Yes 5. No DK/RF

↓ GO TO SECTION G

F50. (CATI) (Would it amount to...)

\$50,000 or more?

1. Yes 5. No DK/RF

GO TO SECTION G

F51. (CATI) (Would it amount to...)

\$5,000 or more?

1. Yes 5. No DK/RF

GO TO SECTION G

F48F51_W. (WEB) What is your best estimate?

1. Less than \$5,000

2. \$5,000 to less than \$10,000

3. \$10,000 to less than \$20,000

4. \$20,000 to less than \$50,000

5. \$50,000 or more

GO TO SECTION G

END SECTION_F

Section G: Education

[TOC](#)

SecG_Start. Whether section started flag.

1. Yes

SecGDone. After a mode switch, flags whether section completed.

1. Yes

SecGLock. After a mode switch, flags whether section locked.

1. Yes

SecGMode. Whether interview completed in WEB or CATI flag.

1. SELF/WEB 2. IWER/CATI

SECTION_G

Desired Education Level

G1. (CATI)  [Page 40](#)

Now I would like to talk about your education. How far would you like to go in school?

[Previously Reported Education: \[PRELOAD.COREEDUC\]](#)

- [READ list if needed or R is not using the Response Booklet](#)

1. Graduate from high school	2. Graduate from a two year community college
3. Earn a certificate or diploma from a school that provides occupation training (usually takes 2 years or less to complete, often leading to a license, such as cosmetology)	
4. Attend a 4-year college	5. Graduate from a 4-year college
7. Do something else (Specify) (G1SPEC. Please tell me what that might be? (String 100))	
DK/RF	

GO TO G3

6. Get more than 4 years of college	8. I have gone as far as I want to in school
-------------------------------------	--

↓ G2

GO TO G5CKPT

(WEB) How far would you LIKE TO GO in school?

1. Graduate from high school	2. Graduate from a two year community college
3. Earn a certificate or diploma from a school that provides occupation training <i>This usually takes 2 years or less to complete, often leading to a license, such as cosmetology.</i>	
4. Attend a 4-year college	5. Graduate from a 4-year college
7. Do something else – What might that be? (G1SPEC (String 100))	
NA	

GO TO G3

6. Get more than 4 years of college	8. I have gone as far as I want to in school
-------------------------------------	--

↓

GO TO G5CKPT


G2. (CATI) What type of degree do you want?

[Previously Reported Education: \[PRELOAD.COREEDUC\]](#)

1. Master's degree (MA, MS, MBA)
2. Doctor of Philosophy or Doctorate (PhD)
3. Doctor of Medicine (MD, DDS)
4. Law Degree (JD)
7. Another Degree-specify (G2SPEC. Specify (String 500))

(WEB) What type of degree do you want?

1. Master's degree (MA, MS, MBA)
2. Doctor of Philosophy or Doctorate (PhD)
3. Doctor of Medicine (MD, DDS)
4. Law Degree (JD)
7. Another degree – <i>Please specify:</i> (G2SPEC (String 500))

G3. (CATI)  Page 41

Many people do not get as much education as they would like. How far do you think you will actually go in school?

[Previously Reported Education: \[PRELOAD.COREEDUC\]](#)

- READ list if needed or R is not using the Response Booklet

1. Graduate from high school	2. Graduate from a two year community college
3. Earn a certificate or diploma from a school that provides occupation training (usually takes 2 years or less to complete, often leading to license, such as cosmetology)	
4. Attend a 4-year college	5. Graduate from a 4-year college
7. Do something else (Specify) (G3SPEC. Please tell me what that might be? (String 100))	DK/RF

GO TO G5CKPT

6. Get more than 4 years of college

↓ G4

(WEB) Many people do not get as much education as they would like. How far do you think you will ACTUALLY go in school?

1. Graduate from high school	2. Graduate from a two year community college
3. Earn a certificate or diploma from a school that provides occupation training <i>This usually takes 2 years or less to complete, often leading to a license, such as cosmetology.</i>	
4. Attend a 4-year college	5. Graduate from a 4-year college
7. Do something else – <i>What might that be?</i> (G3SPEC (String 100))	NA

GO TO G5CKPT

6. Get more than 4 years of college

↓

G4. (CATI) What type of degree will you get?

[Previously Reported Education: \[PRELOAD.COREEDUC\]](#)

1. Master's degree (MA, MS, MBA)
2. Doctor of Philosophy or Doctorate (PhD)
3. Doctor of Medicine (MD, DDS)
4. Law Degree (JD)
7. Another Degree-specify (G4SPEC. Specify (String 500))

(WEB) What type of degree will you get?

1. Master's degree (MA, MS, MBA)
2. Doctor of Philosophy or Doctorate (PhD)
3. Doctor of Medicine (MD, DDS)
4. Law Degree (JD)
7. Another degree – <i>Please specify:</i> (G4SPEC (String 500))

G5CKPT. CAI Checkpoint: Whether Have Education Level from PSID

1. PSID Education Level is Response (PRELOAD.COREEDUC= 2-19) Then GO TO G7CKPT	2. PSID Education Level is Response & Education Level is <HS Grad (PRELOAD.COREEDUC=1) GO TO G6	5. All Others (PRELOAD.COREEDUC=99) ↓
--	---	---

Highest Level of Education

G5. (CATI) What is the highest grade or year of school that you have completed?

1. First grade	2. Second grade	3. Third grade	4. Fourth grade	5. Fifth grade	6. Sixth grade
7. Seventh grade	8. Eighth grade	9. Ninth grade	10. Tenth grade	11. Eleventh grade	

GO TO G7CKPT

12. Twelfth grade, graduated high school, GED	13. Less than one year college		
14. One year college	15. Two years college	16. Three years college	17. Four years college
18. Five years or more college	19. College graduate	20. Post-graduate or professional school	DK/RF

↓ G6

(WEB) What is the highest grade or year of school that you have completed?

Select ▾ Grade or year

High School or GED

G6. (CATI) Did you graduate from high school, get a GED, or neither?

1. Graduated from high school	2. Got a GED	3. Neither
-------------------------------	--------------	------------

(WEB) Did you graduate from high school, get a GED, or neither?

1. I graduated from high school	2. I got a GED	3. Neither
---------------------------------	----------------	------------

G7CKPT: CAI Checkpoint: Whether R Graduated High School; Whether GPA/Highest GPA Reported Last Wave

Graduated High School (PRELOAD.COREEDUC=3, 5, 7, 9, 11, 13, 15, 17, 19, or G6=1)			5. Did Not Graduate High School (PRELOAD.COREEDUC=1, 2, 4, 6, 8, 10, 12, 14, 16, 18, or G5=1-11, DK/RF, or (G5=12-20 & G6=2, 3, DK/RF))
1. New R (TATYPE=9995)	2. Returning R: GPA/HIGHGPA Not Reported (PRELOAD.GPA or PRELOAD.HIGHGPA = 95.00)	3. Returning R: GPA/HIGHGPA Reported (PRELOAD.GPA and PRELOAD.HIGHGPA = 0.01-12.00)	GO TO G9CKPT
↓		Assign G7, G8 = PRELOAD; Then GO TO G9CKPT	

G7. (CATI) What was your high school GPA?

- ENTER a number from 0.01 to 12.00

0.01 – 12.00; 95.00

(WEB) What was your high school GPA?

Enter a number from 0.01 to 12.00

0.01 – 12.00 GPA

95.00 (SP_0c) My GPA was 0

G8. (CATI) What was the highest possible GPA at your high school?

- ENTER a number from 1.00 to 12.00

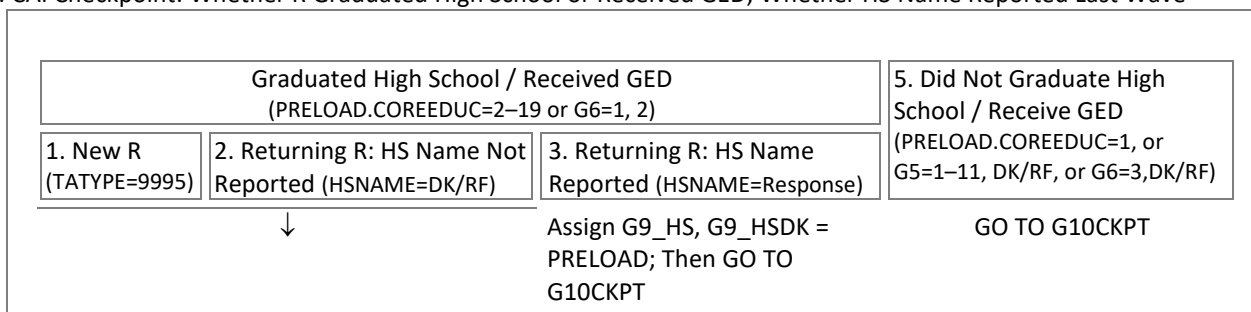
1.00 – 12.00

(WEB) What was the highest possible GPA at your high school?

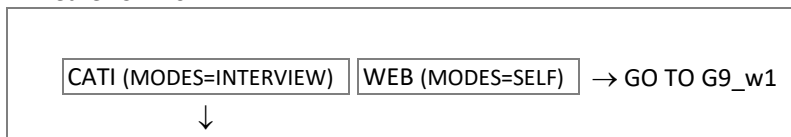
Enter a number from 1.00 to 12.00

1.00 – 12.00 GPA

G9CKPT. CAI Checkpoint: Whether R Graduated High School or Received GED; Whether HS Name Reported Last Wave



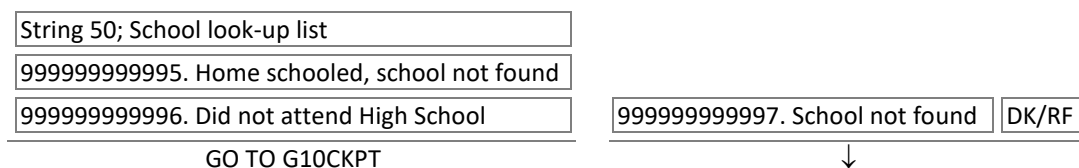
G9 RULE. Whether CATI or WEB



High School Attended

G9_HSID. (CATI) Which high school did you [*R=HS GRAD*: graduate from? /*R=GED*: last attend?] (In what city and state was it located?)

- Type the following: State abbreviation City name School name
- For example, "mi ann arbor pioneer" will list all schools in Ann Arbor Michigan that have Pioneer in the name
- If R doesn't know State and City, type the name of the school to list all of the schools in the country with that name
- If the school cannot be found on the list, ENTER [not found] to select "School not found"
- If R did not attend Grade 9 - 12, ENTER [not attend] to select "Did not attend high school"
- If R is home schooled: first search for school if applicable, if school is not listed, ENTER [Home schooled] to select "Home schooled, school not found"



G9_HSDK. (CATI) Ask R for school name, address where it was located, mailing address, school district, and any other information R can give you to help us identify the school, such as:

- Public or private school
- Charter or magnet school

Open End

GO TO
G10CKPT

G9_W1, G9_W4. (WEB) Which high school did you [R=HS GRAD: graduate from /R=GED: last attend]?

High school name

95. (SP_0c) I was home schooled

96. (SP_0b) I didn't attend high school

G9_W2, G9_W3. (WEB) In what city and state was it located?

City

State

SAT, ACT Scores

G10CKPT. CAI Checkpoint: Whether New R, or Returning R & Eligible for Dependent Interviewing

Returning Respondent (PRELOAD.TATYPE=2005–2019)			5. New Respondent (PRELOAD.TATYPE=9995)
<p>1. Eligible for Dep IWing (Preload.SATACT=1 & Preload.SATYEAR=response & Preload.SATVERBAL=response & Preload.SATMATH=response) or (Preload.SATACT=2 & Preload.ACTOVERALL=response) or (Preload.SATACT=3 & Preload.SATYEAR & Preload.SATMATH & Preload.SATVERBAL & Preload.ACTOVERALL=Response)</p>	<p>2. Not Eligible for Dep IWing & Aged Out RAge=25-28 & (Preload.SATACT=1 & (Preload.SATYEAR or Preload.SATVERBAL or Preload.SATMATH<>response) or (Preload.SATACT=2 & Preload.ACTOVERALL<>response)) or (Preload.SATACT=3 & Preload.SATYEAR or Preload.SATMATH or Preload.SATVERBAL or Preload.ACTOVERALL<>Response) or (Preload.SATACT=5, DK/RF/NA, EMPTY)</p>	<p>3. Not Eligible for Dep IWing RAge=18-24 & (Preload.SATACT=1 & (Preload.SATYEAR or Preload.SATVERBAL or Preload.SATMATH<>response) or (Preload.SATACT=2 & Preload.ACTOVERALL<>response)) or (Preload.SATACT=3 & Preload.SATYEAR or Preload.SATMATH or Preload.SATVERBAL or Preload.ACTOVERALL<>Response) or (Preload.SATACT=5, DK/RF/NA, EMPTY)</p>	
Assign G10-G14=Preload; Then GO TO G15A	GO TO G15A	↓	

G10. (CATI) Did you take the SAT college entrance exam, the ACT exam, or both?

1. SAT only 2. ACT only 3. Both 5. Neither (IF VOL) DK/RF

↓ G11 GO TO G14 ↓ G11 GO TO G15A

(WEB) Did you take the SAT college entrance exam, the ACT exam, or both?

1. SAT only 2. ACT only 3. Both 5. Neither NA

↓ GO TO G14 ↓ GO TO G15A

G11. (CATI) In what year did you last take the SAT?

(WEB) In what year did you last take the SAT?

Year

G12. (CATI) What was your best or highest SAT score for verbal?

- The SAT evidence-based reading and writing section, formerly known as the verbal section, includes close reading sentence completion, and editing passages. This section does not include the essay section.
- Enter a number from 200 to 800

(WEB) What was your best or highest SAT score for verbal?

The SAT evidence based reading and writing section, formerly known as the verbal section, includes close reading, sentence completion, and editing passages. This section does not include the essay section.

Enter a number from 200 to 800.

SAT Verbal Points

G13. (CATI) What was your best or highest SAT score for math?

- Enter a number from 200 to 800

(WEB) What was your best or highest SAT score for math?

Enter a number from 200 to 800.

SAT Math Points

G14CKPT. CAI Checkpoint: Whether R Took Both SAT and ACT Exams

<input type="text" value="1. Both SAT and ACT or ACT only (G10=Both or ACT only)"/>	<input type="text" value="5. All Others"/> → GO TO G15A
↓	

G14. (CATI) What was your best or highest overall ACT score?

- Enter a number from 1 to 36

(WEB) What was your best or highest overall ACT score?

Enter a number from 1 to 36.

ACT Points

College

G15A. (CATI) Have you [*Preload.G18AskedYr=9995, 9996, 9997: ever*] attended college or university, or graduate school, including nursing, medical and law school [*Preload.G18AskedYr=2019: SINCE January 1, ^P2YEAR*]?

- If R says they have attended college or university while in high school ENTER [5]
- If needed, PROBE: This question asks about having attended college, university, or graduate school seeking a degree. Later I will ask about professional certificates and licenses.

↓ G15B GO TO G17

RULE

(WEB) Have you [*Preload.G18AskedYr=9995, 9996, 9997: ever*] attended college or university, or graduate school, including nursing, medical and law school [*Preload.G18AskedYr=2019: SINCE January 1, ^P2YEAR*]?

This question asks about having attended college, university, or graduate school seeking a degree. Later we will ask about professional certificates and licenses.

Please do not include having attended college while in high school.

↓ G15B GO TO G17
RULE

G15B. (CATI) Are you currently attending college or university, or graduate school, including nursing, medical and law school?

- If R says they are attending college or university while in high school, ENTER [5]
- If needed, PROBE: This question asks about having attended college, university, or graduate school seeking a degree. Later I will ask about professional certificates and licenses.

1. Yes 5. No DK/RF

↓ GO TO G17
RULE

(WEB) Are you currently attending college or university, or graduate school, including nursing, medical and law school?

This question asks about attending college, university, or graduate school seeking a degree. Later we will ask about professional certificates and licenses.

Please do not include attending college while in high school.

1. Yes 5. No NA

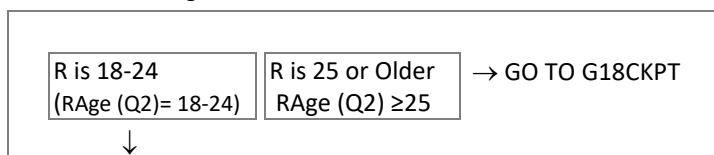
↓ GO TO G17
RULE

G16. (CATI/WEB) Are you going to school full-time or part-time?

1. Full time 2. Part time

GO TO G18CKPT

G17 RULE: Whether R is Age 25 or Older



G17. (CATI) We're interested in the reasons that people your age may or may not go to college. Can you tell me the reasons that you are not currently enrolled in college?

- ENTER all that apply

1. Already graduated from college 2. COVID-19 pandemic 3. Currently attending high school

7. Other-Specify (G17SPEC. Specify (String 100))

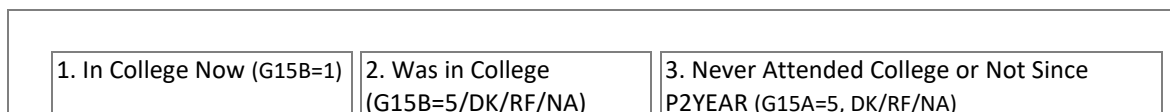
(WEB) We're interested in the reasons that people your age may or may not go to college. Can you tell me the reasons that you are not CURRENTLY enrolled in college?

Please select all that apply.

1. Already graduated from college 2. COVID-19 pandemic 3. Currently attending high school

7. Other-Please specify: (G17SPEC. (String 100))

G18CKPT: CAI CHECKPOINT: Whether R is Attending or Has Attended College



	GO TO G19
---	-----------

NOTE: G18A_U does not use 9996/9997 year categories, specificity not needed/not requested

SECTION_G.G18A_U[1-2] [1-2] = Which college

G18CKPT=1, 2: Loops 1, 2

G18A, G18B, G18C

(CATI) G18A. [LOOP 1: We would like to know about the colleges and universities you have attended since [Preload.G18AskedYr=9995, 9996, 9997: high school / Preload.G18AskedYr=2019: January 1, ^P2YEAR]. Let's begin with [G18CKPT=1: your current college / G18CKPT=2: the college you were last enrolled at]. What is the name of that college or university?

G18B. In what city and state is it?

G18C. (In what state is it?)

(WEB) G18A, G18B, G18C. [LOOP 1: We would like to know about the colleges and universities you have attended since [Preload.G18AskedYr=9995, 9996, 9997: high school / Preload.G18AskedYr=2019: January 1, ^P2YEAR]. Let's begin with [G18CKPT=1: your current college / G18CKPT=2: the college you were last enrolled at].] What is the name of that college or university? In what city and state is it?

College/University name

City

State

G18CKPT=1, 2: Loops 1, 2

G18D, G18E

(CATI) G18D. In what month and year did you first enroll at [G18A]?

- [SELECT Month or Season \(Enter Year at next screen\)](#)
- [\[Preload.G18AskedYr=2019: If needed: Between January 1, \[P2YEAR\] and now\]](#)
- [PROBE DK month: Do you know what season it was?](#)

1. January	2. February	3. March	4. April	5. May	6. June
7. July	8. August	9. September	10. October	11. November	12. December
21. Winter (Dec-Feb)	22. Spring (Mar-May)	23. Summer (Jun-Aug)	24. Fall (Sep-Nov)		

G18E. (In what year did you first enroll at [G18A]?)

[G18D], ____

- [SPECIFY Year](#)

CHECK: [Please enter a date in or before ^MONTH \(CURRENTDATE\) ^YEAR \(CURRENTDATE\).](#)

↓ G18F

(WEB) G18D, G18E. In what month and year did you first enroll at [G18A]?

Month or Season Year CHECK: [Please enter a date in or before ^MONTH \(CURRENTDATE\) ^YEAR \(CURRENTDATE\).](#)

G18CKPT=1: Loop 2 only; G18CKPT=2: Loops 1, 2

G18F, G18G

(CATI) G18F. In what month and year did you last attend [G18A]?

- [SELECT Month or Season \(Enter Year at next screen\)](#)
- [\[Preload.G18AskedYr=2019: If needed: Between January 1, \[P2YEAR\] and now\]](#)
- [PROBE DK month: Do you know what season it was?](#)

1. January	2. February	3. March	4. April	5. May	6. June
7. July	8. August	9. September	10. October	11. November	12. December
21. Winter (Dec-Feb)	22. Spring (Mar-May)	23. Summer (Jun-Aug)	24. Fall (Sep-Nov)		

G18G. (In what year did you last attend [G18A]?)

[G18F], _____

- [SPECIFY Year](#)

GO TO G18N

CHECK: Please enter a date in or before ^MONTH (CURRENTDATE) ^YEAR (CURRENTDATE).

[Preload.G18AskedYr=2019: CHECK: IWER: All years prior to [P2YEAR] are not allowed since we are asking about education since [P2YEAR]. Please VERIFY Year last attended since [P2YEAR]: If R confirms the year is before [P2YEAR], then select GOTO and ENTER [5] at G15A. If R gives a year from [P2YEAR] to [CYEAR], then CLOSE and ENTER [Year] at this question.]

(WEB) G18F, G18G. In what month and year did you last attend [G18A]?

 Month or Season Year

GO TO G18N

CHECK: Please enter a date in or before ^MONTH (CURRENTDATE) ^YEAR (CURRENTDATE).

[Preload.G18AskedYr=2019: CHECK: Please enter a year from [P2YEAR] – [CYEAR].]

G18CKPT=1: Loop 1 only

G18H. (CATI) What is your major or majors at [G18A]?

- [Probe for details and dual/double majors](#)
- [SPECIFY](#)

(WEB) What is your major or majors at [G18A]?

G18CKPT=1: Loop 1 only

G18J. (CATI) Is your major (at [G18A]) part of a long-term career goal?

(WEB) Is your major at [G18A] part of a long-term career goal?

G18CKPT=1: Loop 1 only

G18K. (CATI) What is your GPA (at [G18A])?

- [ENTER a number from 0.01 to 12.00](#)

(WEB) What is your GPA at [G18A]?

Enter a number from 0.01 to 12.00

 GPA

CHECK: Please enter a number from 0.01 to 12.00.

G18CKPT=1: Loop 1 only

G18M. (CATI) What is the highest possible GPA at [G18A]?

- ENTER a number from 1.00 to 12.00

(WEB) What is the highest possible GPA at [G18A]?

Enter a number from 1.00 to 12.00

GPA CHECK: Please enter a number from 1.00 to 12.00.

G18CKPT=1, 2: Loops 1, 2

G18N. (CATI) [G18CKPT=1, LOOP 1: Are / ALL OTHERS: Were] you seeking a 2-yr degree, a 4-yr degree or a graduate degree from [G18A]?

7. [Not / Was not] seeking a degree	1. 2-yr degree	2. 4-yr degree	3. Graduate degree	DK/RF
-------------------------------------	----------------	----------------	--------------------	-------

GO TO [G18CKPT=1-LOOP 1: G18S / ALL OTHERS: G18Q]	GO TO [G18CKPT=1-LOOP 1: G18S / ALL OTHERS: G18P]
---	---

(WEB) [G18CKPT=1, LOOP 1: Are / ALL OTHERS: Were] you seeking a 2-yr degree, a 4-yr degree or a graduate degree from [G18A]?

7. I [am / was] not seeking a degree	1. 2-yr degree	2. 4-yr degree	3. Graduate degree	NA
--------------------------------------	----------------	----------------	--------------------	----

GO TO [G18S / G18Q]

GO TO [G18S / G18P]

(G18N=1, 2, 3, DK/RF/NA & ...) G18CKPT=1: Loop 2 only; G18CKPT=2: Loops 1, 2

G18P. (CATI) What degree did you receive from [G18A]?

97. Did not receive degree (IF VOL) ↓ G18Q	1. Associate's degree (AA)	2. Bachelor's degree (BA,BS)	3. Master's degree (MA, MS, MBA)
	GO TO [G18CKPT=1-LOOP 2: G19 / G18CKPT=2: G18AA]		
	4. Doctor of Philosophy or Doctorate (PhD)		
	GO TO G18X		

5. Doctor of Medicine (MD, DDS)

6. Law degree (JD)	7. Other-Specify (G18PSPEC. Specify (String 100))	DK/RF
--------------------	---	-------

GO TO [G18CKPT=1-LOOP 2: G19 / G18CKPT=2: G18AA]

(WEB) What degree did you receive from [G18A]?

97. I did not receive a degree ↓	1. Associate's degree (AA)	2. Bachelor's degree (BA,BS)	3. Master's degree (MA, MS, MBA)
	GO TO [G19 / G18AA]		
	4. Doctor of Philosophy or Doctorate (PhD)		
	GO TO G18X		

5. Doctor of Medicine (MD, DDS)	6. Law degree (JD)
---------------------------------	--------------------

7. Some other degree – Please specify: (G18PSPEC (String 100))	NA
--	----

GO TO [G19 / G18AA]

(G18P=0 &...) G18CKPT=1: Loop 2 only; G18CKPT=2: Loops 1, 2

G18Q. (CATI) Why did you stop attending [G18A]?

(WEB) Why did you stop attending [G18A]?

→ GO TO [G18CKPT=1-LOOP 2: G19 / G18CKPT=2: G18AA]

G18CKPT=1: Loop 1 only

G18S. (CATI) How many total credit hours do you have at [G18A]?

→ GO TO G18AA

995. (SP_0c) No credit hours yet at this college

996. (SP_0b) This college does not give out credit hours

GO TO G18AA

SIGNAL FOR G18S >300: *IWER: You entered that had [G18S] total credit hours. If this is correct, select SUPPRESS to continue. If this is not correct, select CLOSE to go back and correct G18S.*

(WEB) How many total credit hours do you have at [G18A]?

Enter 0 if you have no credit hours

1 – 900 Credit Hours

CHECK: "0" is not allowed.

995. (SP_0c) I don't have credit hours yet

996. (SP_0b) This college does not give out credit hours

GO TO G18AA

(G18P=2, 3, 4 &...) G18CKPT=1: Loop 2 only; G18CKPT=2: Loops 1, 2

G18X. (CATI) What was your [G18P=BACH: major or majors / ALL OTHERS: area of study] (at [G18A])?

- Probe for details and dual/double majors
- SPECIFY

(WEB) What was your [G18P=BACH: major or majors / ALL OTHERS: area of study] at [G18A]?

Please include double or dual majors.

String 500

(G18P=2, 3, 4 &...) G18CKPT=1: Loop 2 only; G18CKPT=2: Loops 1, 2

G18YCKPT. CAI Checkpoint: Type of Degree

1. Bachelor's (G18P=2)

5. Master's, PhD (G18P=3, 4)

→ GO TO [G18CKPT=1-LOOP 2: G19 /
G18CKPT=2: G18AA]



(G18P=2 &...) G18CKPT=1: Loop 2 only; G18CKPT=2: Loops 1, 2

G18Y. (CATI) What was your GPA (at [G18A])?

- ENTER a number between 0.01 and 12.00

0.01 – 12.00; 99995

(WEB) What was your GPA at [G18A]?

Enter a number from 0.01 to 12.00

0.01 – 12.00

GPA CHECK: Please enter a number from 0.01 to 12.00.

99995. My GPA was 0

(G18P=2 &...) G18CKPT=1: Loop 2 only; G18CKPT=2: Loops 1, 2

G18Z. (CATI) What is the highest possible GPA at [G18A]?

- ENTER a number between 1.00 and 12.00

1.00 – 12.00

→ GO TO [G18CKPT=1-LOOP 2: G19 / G18CKPT=2: G18AA]

(WEB) What is the highest possible GPA at [G18A]?

Please enter a number between 1.00 and 12.00.

01.00 – 12.00

GPA → GO TO [G19 /
G18AA]

CHECK: Please enter a number from 1.00 to 12.00.

G18CKPT=1, 2: Loop 1 only

G18AA. (CATI/WEB) Were you enrolled in [Preload.G18AskedYr=9995, 9996, 9997: a college or university before [G18A[1]]/ Preload.G18AskedYr=2019: another college or university SINCE January 1, ^P2YEAR]?

1. Yes → GO TO LOOP 2 G18A 5. No
↓

G18CKPT=2: Loops 1, 2

G18R. (CATI) Do you have plans to go back to school?

(WEB) Do you have plans to go back to school?

1. Yes 5. No

GO TO [G19]

END G18A_U

Certifications and Licenses

G19. (CATI/WEB) Have you ever received a professional certification or a state or industry license?

1. Yes 5. No → GO TO G26CKPT

↓

SECTION_G.CERTLIC[1-3]

G20. (CATI) What is the primary subject or field of study for this certification or license?

(WEB) What is the primary subject or field of study?

String 500

G21_MO, G21_YR

(CATI) G21_MO. In what month and year did you receive this certification or license?

- [SELECT Month or Season \(Enter Year at next screen\)](#)
- [PROBE DK month](#): Do you know what season it was?

<input type="text"/> 1. January	<input type="text"/> 2. February	<input type="text"/> 3. March	<input type="text"/> 4. April	<input type="text"/> 5. May	<input type="text"/> 6. June
<input type="text"/> 7. July	<input type="text"/> 8. August	<input type="text"/> 9. September	<input type="text"/> 10. October	<input type="text"/> 11. November	<input type="text"/> 12. December
<input type="text"/> 21. Winter (Dec-Feb)	<input type="text"/> 22. Spring (Mar-May)	<input type="text"/> 23. Summer (Jun-Aug)	<input type="text"/> 24. Fall (Sep-Nov)		

G21_YR. (In what month and year did you receive this certification or license?)

The month entered is: [G21_MO]

- [ENTER the year below](#)

[YRBRN+15 (2006)] – [CURRENTYEAR] *CHECK: Please enter a date in or before ^MONTH (CURRENTDATE) ^YEAR (CURRENTDATE).*

(WEB) G21_MO, G21_YR. In what month and year did you receive this certification or license?

Select ▾ Month or Season Select ▾ Year *CHECK: Please enter a date in or before ^MONTH (CURRENTDATE) ^YEAR (CURRENTDATE).*

G22. (CATI) [Page 42](#)

Who issued this certification or license?

- [READ list if needed or R is not using the Response Booklet](#)

<input type="text"/> 1. Federal, state, or local government	<input type="text"/> 2. Community college
<input type="text"/> 3. A vocational, technical, trade, or business school	
<input type="text"/> 4. Professional or trade association	<input type="text"/> 5. Business or company
<input type="text"/> 7. Other group or organization-Specify (G22SPEC. Specify (String 100))	


(WEB) Who issued this certification or license?

1. Federal, state, or local government	2. Community college
3. A vocational, technical, trade, or business school	
4. Professional or trade association	5. Business or company
7. Other group or organization – <i>Please specify: (G22SPEC (String 100))</i>	

G23A. (CATI) (WEB) Is this certification or license still valid?

1. Yes 5. No → GO TO G24



G23. (CATI)  Page 43

Why do you currently hold this certification or license?

- [READ list if needed or R is not using the Response Booklet](#)
- [IF R gives more than one selection, PROBE: Which of those would you say is the main reason?](#)

1. To begin a career	2. To improve skills or knowledge in current job
3. To advance in current job	4. To change to a different job or career
5. Required by employer/job	6. To start own business
7. For personal interest	97. Other-Specify (G23SPEC. Specify (String 100))

(WEB) What is the MAIN reason you currently hold this certification or license?

1. To begin a career	2. To improve skills or knowledge in my current job
3. To advance in my current job	4. To change to a different job or career
5. Required by my employer/job	6. To start my own business
7. For personal interest	97. Other – <i>Please specify: (G23SPEC (String 100))</i>

G24. (CATI/WEB) Do you have any other certifications or licenses?

1. Yes → Repeat G20-G24; Max= 3; Then GO TO G27 5. No



END CERTLIC

Internship Experience

TAS 2023: R=RETURNING: *Since we last talked to you have you participated in an internship?*

G27. (CATI) Are you currently participating in an internship?

- **If needed:** An internship is a paid or unpaid work-related learning experience.

(WEB) Are you currently participating in an internship?

An internship is a paid or unpaid work-related learning experience.

1. Yes 5. No

G28. (CATI) Have you ever completed an internship?

- **If needed:** An internship is a paid or unpaid work-related learning experience.

(WEB) Have you ever completed an internship?

An internship is a paid or unpaid work-related learning experience.

1. Yes 5. No

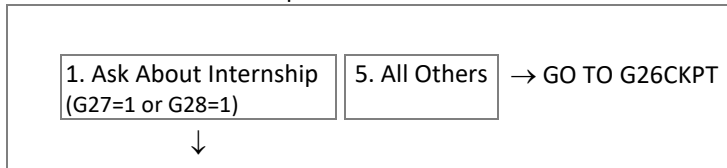


- G29. (CATI) How many internships have you ever completed?
- **If needed:** An internship is a paid or unpaid work-related learning experience.
 - **DO NOT COUNT current internship**

(WEB) How many internships have you ever completed?
*An internship is a paid or unpaid work-related learning experience.
 Please do not count any current internships.*

CHECK: *Based on your previous response, "0" is not allowed.*

G30CKPT: Whether Enter Internship Block



SECTION_G.Internship[1-3] [1-2] = Which internship

G30. (CATI) Page 44

[Loop 1: Think about your current or most recently completed internship. / Loops 2 & 3: Think about the internship you completed previously.] In what type of work organization did you intern?

- **READ list if needed or if R is not using the Response Booklet**
- **IF R says government PROBE:** Is that the federal, state, or local government?

- | |
|---|
| 1. The federal government |
| 2. A state government |
| 3. A local government |
| 4. A private, non-government, for-profit company |
| 5. A private, non-government, non-profit company, including tax-exempt and charitable |
| 7. Other-specify (G30SPEC. Specify. (String 100)) |

(WEB) [Loop 1: Let's start with your current or most recently completed internship. / Loops 2 & 3: Let's talk about the internship you completed previously.] In what type of work organization did you intern?

- | |
|---|
| 1. The federal government |
| 2. A state government |
| 3. A local government |
| 4. A private, non-government, for-profit company |
| 5. A private, non-government, non-profit company, including tax-exempt and charitable |
| 7. Other – Please specify: (G30SPEC (String 100)) |

PSID BC20 & TAS D26 (modified)

G31. (CATI) In your work at this internship, what sort of work did you do? What were your most important activities or duties?

- **For Don't Know, PRESS [Ctrl D]**
- **For Refusal, PRESS [Ctrl R]**

(WEB) In your work at this internship, what sort of work did you do? What were your most

important activities or duties?

Open End

PSID BC21 & D27

G32. (CATI) What kind of business or industry was that in?

- For Don't Know, PRESS [Ctrl D]
- For Refusal, PRESS [Ctrl R]

(WEB) What kind of business or industry was that in?

Open End

G33_MO, G33_YR

(CATI) G33_MO. In what month and year did this internship start?

- SELECT Month or Season (Enter Year at next screen)
- PROBE DK month: Do you know what season it was?

1. January	2. February	3. March	4. April	5. May	6. June
7. July	8. August	9. September	10. October	11. November	12. December
21. Winter (Dec-Feb)	22. Spring (Mar-May)	23. Summer (Jun-Aug)	24. Fall (Sep-Nov)		

G33_YR. (In what month and year did this internship start?)

The month entered is: [G33_MO]

- ENTER the year below

[YRBRN+15 (2008)] – [CURRENTYEAR] CHECK: Please enter a date in or before ^MONTH (CURRENTDATE) ^YEAR (CURRENTDATE).

(WEB) G33_MO, G33_YR. When did this internship start?

Select ▾ Month or Season Select ▾ Year CHECK: Please enter a date in or before ^MONTH (CURRENTDATE) ^YEAR (CURRENTDATE).

G34. (CATI) (WEB) Is this a current internship?

1. Yes → GO TO G36 5. No



G35_MO, G35_YR

(CATI) G35_MO. In what month and year did this internship end?

- SELECT Month or Season (Enter Year at next screen)
- PROBE DK month: Do you know what season it was?
- IF R continued working for the same organization as an employee, PROBE: Only include the dates you were an intern.

1. January	2. February	3. March	4. April	5. May	6. June
7. July	8. August	9. September	10. October	11. November	12. December
21. Winter (Dec-Feb)	22. Spring (Mar-May)	23. Summer (Jun-Aug)	24. Fall (Sep-Nov)		

G35_YR. (In what month and year did this internship end?)

The month entered is: [G35_MO]

- ENTER the year below

[YRBRN+15 (2008)] – [CURRENTYEAR] CHECK: Please enter a date in or before ^MONTH (CURRENTDATE) ^YEAR (CURRENTDATE).

(WEB) G35_MO, G35_YR. When did this internship end?

If you continued working for the same work organization as an employee, please include only the dates you were an intern.

Month or Season

Year CHECK: Please enter a date in or before ^MONTH (CURRENTDATE) ^YEAR (CURRENTDATE).

G36. (CATI) On average, how many hours a week did you work at this internship?

- ROUND DOWN for fractions less than ½ (0.5)
- ROUND UP for fractions ½ (0.5) or more

SIGNAL G36>112: IWER: You entered that R worked [G36] hours a week. If this is correct, select SUPPRESS to continue. If this is not correct, select CLOSE and correct G36.

(WEB) On average, how many hours a week did you work at this internship?

Hours CHECK: "0" is not allowed.

G37. (CATI) Was your work for this internship paid or unpaid?

- If R reports being paid by a wage or by receiving something else e.g. transportation or meal stipend or room and board, ENTER [1]

(WEB) Was your work for this internship paid or unpaid?

If you were paid with a wage or by receiving something else such as a transportation or meal stipend or room and board please select "Paid".

→ GO TO G42



G38, G38PER. (CATI) How much were you paid for your work at this internship?

- ENTER amount here, then SELECT unit of time on next screen (Hour, Day, Week, Two weeks, Month, Year)

→ GO TO G39




- The amount paid entered is: [G38] per ____
- SELECT the unit of time below

(WEB) How much were you paid for your work at this internship?

 \$ Per

CHECK: Please enter a number from 1.00 to 9999997.00.

SIGNAL: Please select a unit of time.

G39. (CATI)  Page 45

Who paid for your work at this internship?

- ENTER all that apply

(WEB) Who paid for your work at this internship?

Please select all that apply.

1. The organization you're interning for	2. Your college, university, or graduate school
7. Other - Please specify: (G39SPEC)	

G42. (CATI)(WEB) Did this internship fulfill a degree requirement?


1. Yes 5. No

G43. (CATI)(WEB) Did you receive academic course credit for this internship?

1. Yes 5. No

G44CKPT: Whether Participating in Current Internship

<input type="checkbox"/> 1. Current Internship (G34=1)	→ GO TO G45	<input type="checkbox"/> 5. All Others
		↓

G44. (CATI)  Page 46

Was this internship related to your current job?

1. Yes, very related 2. Yes, somewhat related 3. No, not related 5. No present job (IF VOL)]


(WEB) Was this internship related to your current job?

1. Yes, very related 2. Yes, somewhat related 3. No, not related 5. I have no present job

G45. (CATI)(WEB) Was this internship related to a job or the type of job you are seeking now or in the future?

1. Yes 5. No → GO TO G47 RULE



G46. (CATI)  Page 47

Was this internship related to a specific job, employer, or industry?

- ENTER all that apply

1. Specific job 2. Specific employer 3. Specific industry

(WEB) Was this internship related to a specific job, employer, or industry?

Please select all that apply.

1. Specific job 2. Specific employer 3. Specific industry

END Section_G.Internship

G47. Rule: Whether Participated in More Than One Internship

<input type="checkbox"/> More Internships (G29>1, MAX 3 LOOPS)	→ Repeat G27–G43	<input type="checkbox"/> Only One Completed or Current Internship
		↓ GO TO G26CKPT

Present Job and Job at 30

G26CKPT. CAI Checkpoint: Whether R Has a Current Job

1. Current Job (HWQW=1-3 & (PRELOAD.JOBTYPE=CMJ) or (D1=1,2 & D2=1) or (HWQW=4 & JobType=CMJ)	5. All Others → GO TO SECTION H
↓	

G26. (CATI) Is your present job part of a longer term career plan?

- Whatever it means to you IS allowed

1. Yes 5. No [R=RP/SP: 7. No present job (IF VOL)]

(WEB) Is your present job part of a longer term career plan?

1. Yes 5. No [R=RP/SP: 7. I have no present job]

END SECTION_G

Section H: Health

[TOC](#)

SecH_Start. Whether section started flag.

1. Yes

SecHDone. After a mode switch, flags whether section completed.

1. Yes

SecHLock. After a mode switch, flags whether section locked.

1. Yes

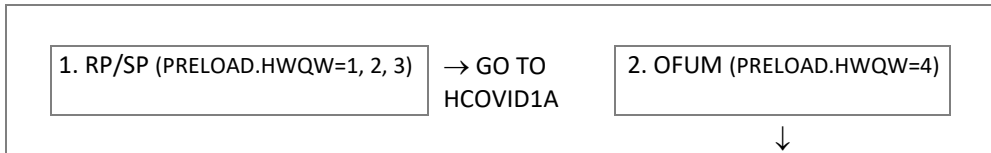
SecHMode. Whether interview completed in WEB or CATI flag.

1. SELF/WEB 2. IWER/CATI

SECTION_H

General Health and Chronic Conditions

H1CKPT. CAI Checkpoint: Whether R is PSID Head/Spouse/Partner or OFUM



PSID H1

H1. (CATI) [Page 48](#)

Now I have a few questions about your health. Would you say your health in general is excellent, very good, good, fair, or poor?

- **Whatever it means to you IS allowed**

(WEB) My health in general is...

1. Excellent 2. Very good 3. Good 4. Fair 5. Poor

PSID H1A

H2. (CATI) [*R=NEW*: Compared to your health say, two years ago /*R=RETURNING*: Since we last talked to you about your health], would you say that your health is better now, about the same, or worse?

(WEB) Compared to two years ago my health now is...

1. Better 3. About the same 5. Worse DK/RF/NA

GO TO H3 GO TO HCOVID1A GO TO H4 GO TO HCOVID1A

PSID H1B

H3. (CATI) Is your health much better or somewhat better?

(WEB) Is your health...?

1. Much better 2. Somewhat better

PSID H1C

H4. (CATI) Is your health much worse or somewhat worse?

(WEB) Is your health...?

1. Much worse 2. Somewhat worse

COVID-19 Health SeriesHCOVID1A. (CATI)  Page 49

These next questions are about the COVID-19 pandemic that started in March 2020.

Have you been fully vaccinated against COVID-19?

1. Yes, fully (received both shots or a single-dose vaccine)	2. Yes, partially (received one shot out of two)	5. No
GO TO HCOVID1B	↓	GO TO HCOVID1E

(WEB) These next questions are about the COVID-19 pandemic that started in March 2020.

Have you been fully vaccinated against COVID-19?

1. Yes, fully (received both shots or a single-dose vaccine)	2. Yes, partially (received one shot out of two)	5. No
GO TO HCOVID1B	↓	GO TO HCOVID1E

HCOVID1D. (CATI/WEB) Do you plan to get your second shot?

1. Yes	5. No
--------	-------

GO TO

HCOVID1BMO

HCOVID1E. (CATI/WEB) Do you plan to get vaccinated?

1. Yes	5. No
--------	-------

GO TO HCOVID2

HCOVID1BMO, HCOVID1BYR. (CATI) In what month and year [*HCOVID1A=YES*: were you fully vaccinated / *HCOVID1A=2*: did you receive your first shot]?

- [*HCOVID1A=2*: ENTER the date of the first shot]
- [*HCOVID1A=YES*: ENTER the date of R received second shot if required two or the date of the first shot if R received a single-dose vaccine]
- SELECT Month and [Enter] to go to next screen for year
- IF NECESSARY: What would be your best estimate?

Select ▾	1. January	5. May	9. September	21. Winter (Dec-Feb)
	2. February	6. June	10. October	22. Spring (Mar-May)
	3. March	7. July	11. November	23. Summer (Jun-Aug)
	4. April	8. August	12. December	24. Fall (Sep-Nov)

The month entered is: [HCOVID1BMO]

- ENTER the year below

Select ▾	[PYEAR] – [CYEAR]
----------	-------------------

GO TO HCOVID2

CHECK: Please enter a date in or before ^MONTH (CURRENTDATE) ^YEAR (CURRENTDATE).

(WEB) When [*HCOVID1A=YES*: were you fully vaccinated / *HCOVID1A=2*: did you receive your first shot]?
[*HCOVID1A=2* Please enter the date of the first shot]

[HCOVID1A=1: Please enter the date you received your second shot if you required two shots or the date you received your first shot if you received a single-dose vaccine.]

If you do not know the month, please select the season.

Select ▾	Month or Season	1. January	5. May	9. September	21. Winter (Dec-Feb)
		2. February	6. June	10. October	22. Spring (Mar-May)
		3. March	7. July	11. November	23. Summer (Jun-Aug)
		4. April	8. August	12. December	24. Fall (Sep-Nov)
Select ▾	Year	[PYEAR] – [CYEAR]			

GO TO HCOVID2

CHECK: Please enter a date in or before ^MONTH (CURRENTDATE) ^YEAR (CURRENTDATE).

HCOVID2. (CATI) Have you ever talked to a doctor or other health care professional about whether you may have had COVID-19?

- IF R asks about screening questions or temperature checks, PROBE: Please do not include screening questions or temperature checks to enter a hospital or building.

1. Yes	5. No	→ GO TO H5 RULE
--------	-------	-----------------

GO TO HCOVID3

(WEB) Have you ever talked to a doctor or other health care professional about whether you may have had COVID-19?

Please do not include screening questions or temperature checks to enter a hospital or building.

1. Yes	5. No	→ GO TO H5 RULE
--------	-------	-----------------

GO TO HCOVID3

HCOVID3. (CATI)  Page 50

Did they say that you ever definitely had COVID-19, probably had it, may have had it, probably did not have it, or definitely did not have COVID-19?

1. Definitely had COVID-19	3. May have had COVID-19
2. Probably had COVID-19	4. Probably did not have COVID-19
GO TO HCOVID4MO	5. Definitely did not have COVID-19
	DK/RF

GO TO H5 RULE

(WEB) Did they say that you ever ...?

1. Definitely had COVID-19	3. May have had COVID-19
2. Probably had COVID-19	4. Probably did not have COVID-19
GO TO HCOVID4MO	5. Definitely did not have COVID-19
	NA

GO TO H5 RULE

HCOVID4MO, HCOVID4YR. (CATI) In what month and year was that when you definitely or probably had COVID-19?

- SELECT Month and [Enter] to go to next screen for year
- IF NECESSARY: What would be your best estimate?

Select ▾	1. January	5. May	9. September	21. Winter (Dec-Feb)
	2. February	6. June	10. October	22. Spring (Mar-May)

- | | | | |
|----------|-----------|--------------|----------------------|
| 3. March | 7. July | 11. November | 23. Summer (Jun-Aug) |
| 4. April | 8. August | 12. December | 24. Fall (Sep-Nov) |

The month entered is: [HCOVID4MO]

- ENTER the year below

[PYEAR] – [CYEAR]

GO TO H5 RULE

CHECK: Please enter a date in or before ^MONTH (CURRENTDATE) ^YEAR (CURRENTDATE).

(WEB) When did you definitely or probably have COVID-19?

If you do not know the month, please select the season.

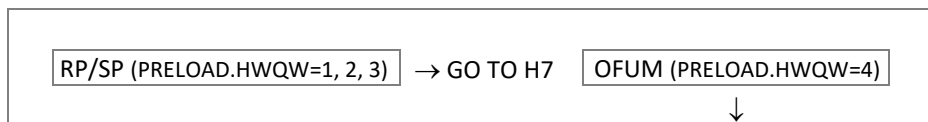
<input type="text" value="Select ▾"/>	Month or	1. January	5. May	9. September	21. Winter (Dec-Feb)
	Season	2. February	6. June	10. October	22. Spring (Mar-May)
		3. March	7. July	11. November	23. Summer (Jun-Aug)
		4. April	8. August	12. December	24. Fall (Sep-Nov)

Year [PYEAR] – [CYEAR]

GO TO H5 RULE

CHECK: Please enter a date in or before ^MONTH (CURRENTDATE) ^YEAR (CURRENTDATE).

H5 RULE. Whether R is PSID Head/Spouse/Partner or OFUM



PSID H2

H5. (CATI/WEB) Do you have any physical or nervous condition that limits the type of work or the amount of work you can do?

→ GO TO H7

↓

PSID H3

H5A. (CATI) Does this condition keep you from doing some types of work?

→ GO TO H7


↓

(WEB) Does this condition keep you from doing SOME TYPES of work?

→ GO TO H7

↓

PSID H4

H6. (CATI)  Page 51

For work you can do, how much does it (physical or nervous condition) limit the amount of work you do – A lot, somewhat, just a little, or not at all?

(WEB) For work you can do, how much does your physical or nervous condition limit the amount of work you do?

SECTION H_HEALTHCOND

PSID H5E

H7. (CATI) These next questions ask you about health conditions that a doctor or other health professional has EVER told you that you have or had in your LIFETIME.

Has a doctor or other health professional ever told you that you have or had asthma?

- **DOCTORS** include general practitioners and pediatricians, osteopaths, and specialists such as a pulmonologist or allergist.
- **HEALTH PROFESSIONALS** include nurses, physician's assistants, and nurse practitioners.

(WEB) These next questions ask you about health conditions that a doctor or other health professional has EVER told you that you have or had in your LIFETIME.

DOCTORS include general practitioners and pediatricians, osteopaths, and specialists such as a pulmonologist or allergist.

HEALTH PROFESSIONALS include nurses, physician's assistants, and nurse practitioners.

Has a doctor or other health professional ever told you that you have or had ASTHMA?

1. Yes 5. No → GO TO H8



PSID H6E1

H7A. (CATI) How old were you when you were first diagnosed with asthma?

1 – 30

CHECK: *Please enter an age from 1 to [RAGE-CURRENT AGE].*

95. (SP_0c) Less than 1 year old


(WEB) How old were you when you were first diagnosed with asthma?

1 – 30

Age CHECK: *Please enter an age from 1 to [RAGE-CURRENT AGE].*

95. (SP_0c) I was less than 1 year old

PSID H7E

H7B. (CATI)  [Page 51](#)

How much does this condition limit your normal daily activities – A lot, somewhat, just a little, or not at all?

(WEB) How much does this condition limit your normal daily activities?

1. A lot 2. Somewhat 3. Just a little 4. Not at all

H7C. (CATI) How many times in the past 12 months have you been hospitalized or admitted to a hospital to stay overnight because of asthma?

0 – 365

(WEB) How many times in the past 12 months have you been hospitalized or admitted to a hospital to stay overnight because of asthma?

0 – 365 Times

H7D. (CATI) How many times in the past 12 months did you go to the Emergency Department for asthma treatment?

0 – 365

(WEB) How many times in the past 12 months did you go to the Emergency Department for asthma treatment?

0 – 365 Times

H7E. (CATI/WEB) Do you currently take prescribed medications for your asthma?

1. Yes 5. No

H7F. (CATI/WEB) Do you have a treatment plan or asthma care plan that you and your doctor worked on together in order to adjust your medication use when symptoms change?

1. Yes 5. No

PSID H5G

H8. (CATI) Has a doctor or other health professional ever told you that you have or had...

Diabetes or high blood sugar?

- DOCTORS include general practitioners and pediatricians, osteopaths, and specialists such as an endocrinologist.
- HEALTH PROFESSIONALS include nurses, physician's assistants, and nurse practitioners.

(WEB) Has a doctor or other health professional ever told you that you have or had DIABETES OR HIGH BLOOD SUGAR?

DOCTORS include general practitioners and pediatricians, osteopaths, and specialists such as an endocrinologist.

HEALTH PROFESSIONALS include nurses, physician's assistants, and nurse practitioners.

1. Yes 5. No → GO TO H9



H8A. (CATI/WEB) Do you have Type I or Type II diabetes?

1. Type I 2. Type II

PSID H6G1

H8B. (CATI) How old were you when you were first diagnosed with diabetes?

1 – 30

CHECK: *Please enter an age from 1 to [RAGE-CURRENT AGE].*

95. (SP_0c) Less than 1 year old


(WEB) How old were you when you were first diagnosed with diabetes?

1 – 30

Age CHECK: *Please enter an age from 1 to [RAGE-CURRENT AGE].*

95. (SP_0c) Less than 1 year old

PSID H7G

H8C. (CATI)  [Page 51](#)

How much does this condition limit your normal daily activities? Would you say a lot, somewhat, just a little, or not at all?

(WEB) How much does this condition limit your normal daily activities?

1. A lot 2. Somewhat 3. Just a little 4. Not at all

PSID H7G2

H8D. (CATI/WEB) In order to treat or control your diabetes, are you now taking medication that you swallow or using insulin shots or a pump?

1. Yes 5. No

PSID H5D

H9. (CATI) Has a doctor or other health professional ever told you that you have or had high blood pressure or hypertension?

- DOCTORS include general practitioners and pediatricians, osteopaths, and specialists such as a cardiologist or nephrologist.
- HEALTH PROFESSIONALS include nurses, physician's assistants, and nurse practitioners.

(WEB) Has a doctor or other health professional ever told you that you have or had HIGH BLOOD PRESSURE OR HYPERTENSION?

DOCTORS include general practitioners and pediatricians, osteopaths, and specialists such as a cardiologist or nephrologist.

HEALTH PROFESSIONALS include nurses, physician's assistants, and nurse practitioners.

1. Yes 5. No → GO TO H10




H9A. (CATI) How old were you when you were first diagnosed with high blood pressure or hypertension?

CHECK: *Please enter an age from 1 to [RAGE-CURRENT AGE].*

(WEB) How old were you when you were first diagnosed with high blood pressure or hypertension?

Age CHECK: *Please enter an age from 1 to [RAGE-CURRENT AGE].*

H9B. (CATI)  [Page 51](#)

How much does this condition limit your normal daily activities? Would you say a lot, somewhat, just a little, or not at all?

(WEB) How much does this condition limit your normal daily activities?

1. A lot 2. Somewhat 3. Just a little 4. Not at all

PSID H7D2

H9C. (CATI/WEB) Are you now taking medication to lower your blood pressure?

1. Yes 5. No

PSID H5K

H11. (CATI) Has a doctor or other health professional ever told you that you have or had cancer or a malignant tumor?

- *DOCTORS include general practitioners and pediatricians, osteopaths, and specialists such as an oncologist.*
- *HEALTH PROFESSIONALS include nurses, physician's assistants, and nurse practitioners.*

(WEB) Has a doctor or other health professional ever told you that you have or had CANCER OR A MALIGNANT TUMOR?

DOCTORS include general practitioners and pediatricians, osteopaths, and specialists such as an oncologist.

HEALTH PROFESSIONALS include nurses, physician's assistants, and nurse practitioners.

1. Yes 5. No → GO TO H12



H11A. (CATI) How old were you when you were first diagnosed with cancer?

CHECK: *Please enter an age from 1 to [RAGE-CURRENT AGE].*

(WEB) How old were you when you were first diagnosed with cancer?

Age CHECK: *Please enter an age from 1 to [RAGE-CURRENT AGE].*

PSID H6K3

H11B. (CATI) Are you currently in treatment for your cancer, in remission, or has it been cured?

- *If R says can't afford insurance to get treatment, are doing nothing, etc., ENTER: [4]*

1. Treatment 2. Remission 3. Cured 4. Not getting treatment (IF VOL)

(WEB) Are you currently in treatment for your cancer, in remission, or has it been cured?

1. Treatment 2. Remission 3. Cured 4. I am not getting treatment

PSID H6K4

H11C. (CATI) What type of cancer [*H11B=TREATMENT: do / ALL OTHERS: did*] you have? In what part of your body is it?

- ENTER all that apply
- PROBE: Any others?

1. Bladder cancer	[R=FEMALE: Breast cancer]	3. [R=FEMALE: Cervical cancer]
4. Colon cancer	5. Lung cancer	6. Lymphoma or leukemia
7. [R=FEMALE: Ovarian cancer]	8. [R=MALE: Prostate cancer]	9. Skin cancer, Melanoma
10. Skin cancer, non-melanoma (e.g. basal cell)		11. Skin cancer, DK type
12. Thyroid cancer	13. [R=FEMALE: Uterine cancer]	
97. Other-specify (H11CSPEC. Specify (String 500))		

(WEB) What type of cancer [*H11B=TREATMENT: do / ALL OTHERS: did*] you have? In what part of your body is it?

Please select all that apply.

1. Bladder cancer	2. [R=FEMALE: Breast cancer]	3. [R=FEMALE: Cervical cancer]
4. Colon cancer	5. Lung cancer	6. Lymphoma or leukemia
7. [R=FEMALE: Ovarian cancer]	8. [R=MALE: Prostate cancer]	9. Skin cancer, Melanoma
10. Skin cancer, non-melanoma (e.g. basal cell)		11. Skin cancer, DK type
12. Thyroid cancer	13. [R=FEMALE: Uterine cancer]	
97. Some other cancer - Please specify: (H11CSPEC. Specify (String 500))		

PSID H7K

H11D. (CATI) [Page 51](#)

How much does this condition limit your normal daily activities? Would you say a lot, somewhat, just a little, or not at all?

(WEB) How much does this condition limit your normal daily activities?

1. A lot 2. Somewhat 3. Just a little 4. Not at all

PSID H5L

H12. (CATI) Has a doctor or other health professional ever told you that you have or had any emotional, nervous, or psychiatric problems?

- DOCTORS include general practitioners and pediatricians, osteopaths, and specialists such as a psychiatrist.
- HEALTH PROFESSIONALS include nurses, physician's assistants, and nurse practitioners.

(WEB) Has a doctor or other health professional ever told you that you have or had any EMOTIONAL, NERVOUS, OR PSYCHIATRIC PROBLEMS?

DOCTORS include general practitioners and pediatricians, osteopaths, and specialists such as a psychiatrist.

HEALTH PROFESSIONALS include nurses, physician's assistants, and nurse practitioners.

1. Yes 5. No → GO TO H13



PSID H6L1

H12A. (CATI) How old were you when you were first diagnosed?

1 – 30

CHECK: Please enter an age from 1 to [RAGE-CURRENT AGE].

95. (SP_0c) Less than 1 year old

(WEB) How old were you when you were first diagnosed?

1 – 30

Age CHECK: *Please enter an age from 1 to [RAGE-CURRENT AGE].*

95. (SP_0c) Less than 1 year old

PSID H6L 2 modified; codes 10, 11, 12 are TAS specific

H12B. (CATI) What was the diagnosis? What is the emotional or psychiatric disorder?

- ENTER all that apply
- PROBE: Any others?


1. Depression	2. Bipolar disorder (mania)
3. Schizophrenia (psychosis)	4. Anxiety (panic)
5. Phobias	6. Alcohol abuse / dependence / alcoholism
7. Drug abuse / dependence / drug addiction	8. Obsessive compulsive disorder
9. PTSD (Post-Traumatic Stress Disorder)	10. ADD / ADHD
11. Oppositional defiant disorder (ODD) or conduct disorder	12. Autism, Asperger's Disorder, pervasive developmental disorder, or other autism spectrum disorder
97. Other-specify (H12BSPEC. Specify (String 500))	

(WEB) What was the diagnosis? What is the emotional or psychiatric disorder?

Please select all that apply.

1. Depression	2. Bipolar disorder (mania)
3. Schizophrenia (psychosis)	4. Anxiety (panic)
5. Phobias	6. Alcohol abuse / dependence / alcoholism
7. Drug abuse / dependence / drug addiction	8. Obsessive compulsive disorder
9. PTSD (Post-Traumatic Stress Disorder)	10. ADD / ADHD
11. Oppositional defiant disorder (ODD) or conduct disorder	12. Autism, Asperger's Disorder, pervasive developmental disorder, or other autism spectrum disorder
97. Other-Please specify: (H12BSPEC. (String 500))	

PSID H7L modified

H12C. (CATI)  Page 51

How much [*H12B=1 CONDITION*: does this condition /*H12B= >1 CONDITION*: do these conditions] limit your normal daily activities? Would you say a lot, somewhat, just a little, or not at all?

1. A lot 2. Somewhat 3. Just a little 4. Not at all

(WEB) How much [*H12B=1 CONDITION*: does this condition /*H12B= >1 CONDITION*: do these conditions] limit your normal daily activities?

1. A lot 2. Somewhat 3. Just a little 4. Not at all

PSID H7L2

H12D. (CATI) Are you now taking medication for this condition?

(WEB) Are you now taking medication for [*H12B=1 CONDITION*: this condition /*H12B= >1 CONDITION*: these conditions]?

1. Yes 5. No

PSID H5J

H10. (CATI) Other than the conditions you have already reported, has a doctor or other health professional EVER told you that you had a learning disorder?

- DOCTORS include general practitioners and pediatricians, osteopaths, and specialists such as a psychiatrist.
- HEALTH PROFESSIONALS include nurses, physician's assistants, and nurse practitioners.

(WEB) Has a doctor or other health professional ever told you that you have or had a LEARNING DISORDER?
 DOCTORS include general practitioners and pediatricians, osteopaths, and specialists such as a psychiatrist.
 HEALTH PROFESSIONALS include nurses, physician's assistants, and nurse practitioners.

→ GO TO H11




H10A. (CATI) How old were you when you were first diagnosed with a learning disorder?

CHECK: Please enter an age from 1 to [RAGE-CURRENT AGE].

(WEB) How old were you when you were first diagnosed with a learning disorder?

Age CHECK: Please enter an age from 1 to [RAGE-CURRENT AGE].

PSID H7J

H10B. (CATI)  Page 51

How much does this condition limit your normal daily activities? Would you say a lot, somewhat, just a little, or not at all?

(WEB) How much does this condition limit your normal daily activities?

PSID H7J2

H10C. (CATI/WEB) Are you now receiving treatment or taking medication to help with your learning disorder?

PSID H5M

H13. (CATI) Is there any other serious, chronic, condition that a doctor or other health professional ever told you that you have or had?

- DOCTORS include general practitioners and pediatricians, osteopaths, and specialists.
- HEALTH PROFESSIONALS include nurses, physician's assistants, and nurse practitioners.

(WEB) Is there any OTHER serious, chronic condition that a doctor or other health professional ever told you that you have or had?

DOCTORS include general practitioners and pediatricians, osteopaths, and specialists.

HEALTH PROFESSIONALS include nurses, physician's assistants, and nurse practitioners.

→ GO TO H14



PSID H6M1 modified

H13SPEC. (CATI) What is that condition?

- If multiple conditions are reported, ENTER the most serious condition first; ASK R if needed

(WEB) What is that condition?

If you have multiple conditions to report, please list the most serious condition first.

PSID H6M2 modified

H13A. (CATI) How old were you when you were first diagnosed (with [H13SPEC=RESPONSE: [H13SPEC] / H13SPEC=DK/RF: Unspecified Chronic Condition])?

Reported Conditions: [H13]

- If multiple conditions reported, ASK R to think about the first condition listed (above)

1 – 30

CHECK: Please enter an age from 1 to [RAGE-CURRENT AGE].

95. (SP_0c) Less than 1 year old

(WEB) How old were you when you were first diagnosed with [H13SPEC=RESPONSE: [H13SPEC] / H13SPEC=NA: Unspecified Chronic Condition]?


Please think about the most serious condition you reported.

1 – 30

Age CHECK: Please enter an age from 1 to [RAGE-CURRENT AGE].

95. (SP_0c) Less than 1 year old

PSID H7M modified

H13B. (CATI)  Page 51

How much does this ([H13SPEC=RESPONSE: [H13SPEC] / H13SPEC=DK/RF: Unspecified Chronic Condition]) limit your normal daily activities? Would you say a lot, somewhat, just a little, or not at all?

Reported Conditions:

[H13SPEC]

- If multiple conditions reported, ASK R to think about the first condition listed (above)

(WEB) How much does [H13SPEC=RESPONSE: [H13SPEC] / H13SPEC=NA: Unspecified Chronic Condition] limit your normal daily activities?

Please think about the most serious condition you reported.

1. A lot

2. Somewhat

3. Just a little

4. Not at all

PSID H7M2 modified

H13C. (CATI) Are you now taking medication for this condition ([H13SPEC=RESPONSE: [H13SPEC] / H13SPEC=DK/RF: Unspecified Chronic Condition])?

Reported Conditions:

[H13SPEC]

- If multiple conditions reported, ASK R to think about the first condition listed (above)

(WEB) Are you now taking medication for [H13SPEC=RESPONSE: [H13SPEC] / H13SPEC=NA: Unspecified Chronic Condition]?


Please think about the most serious condition you reported.

1. Yes

5. No

Childhood Physical Health

H14CKPT. Whether H14-H28D Asked in Previous Wave

1. Returning R/H14-H28D Already Asked
(PRELOAD.H14AskedYr=2017,2019)→ GO TO
H29ACKPT2. New R or Returning R/Last IW'd Before 2017
(PRELOAD.H14AskedYr=9995, 9996)H14. (CATI)  Page 52

These next questions ask about your health when you were a child. When you were in elementary school, from kindergarten through grade 5 or from about age 5 to age 10—was your health in general excellent, very good, good, fair, or poor?


1. Excellent

2. Very good

3. Good

4. Fair

5. Poor

H15. (CATI)  Page 52

What about during middle school, between grades 5 and 8, or from about age 11 to age 13.

(Would you say your health in general during that time was excellent, very good, good, fair, or poor)?

1. Excellent 2. Very good 3. Good 4. Fair 5. Poor

H16. (CATI) [Page 52](#)

And what about during high school, between grades 9 and 12, or from about age 14 to age 17.

(Would you say your health in general during that time was excellent, very good, good, fair, or poor)?

1. Excellent 2. Very good 3. Good 4. Fair 5. Poor

(WEB) During your childhood, before you were 18 years old, how would you describe your health OVERALL for each of the following?

	Excellent	Very good	Good	Fair	Poor
H14. When you were in ELEMENTARY SCHOOL, from kindergarten through grade 5 or from about age 5 to age 10	1	2	3	4	5
H15. When you were in MIDDLE SCHOOL, between grades 5 and 8, or from about age 11 to age 13	1	2	3	4	5
H16. When you were in HIGH SCHOOL, between grades 9 and 12, or from about age 14 to age 17	1	2	3	4	5

H18 RULE. Whether CATI or WEB

CATI (CASEMODE=IWER)	WEB (CASEMODE=SELF)	→ GO TO H18_W
↓		

H18. (CATI) [Page 53](#)

Other than the conditions you already reported such as [H7=Yes & H7A=1-17, 95: asthma, / H8=Yes & H8A=1-17, 95: diabetes, / H9=Yes & H9A=1-17, 95: high blood pressure, / H11=Yes & H11A=1-17, 95: cancer, / [H13=Yes & H13A=1-17, 95 & H13SPEC=RESPONSE: [H13SPEC] / H13=Yes & H13A=1-17, 95 & H13SPEC=DK/RF/NA: Unspecified Chronic Condition]], during your childhood, before you were 18 years old, did you have any of the following physical health conditions for one month or more?

- ENTER all that apply
- READ list if needed

1. Allergies, such as a food or digestive allergy, skin allergy or eczema, or a respiratory allergy?
2. Stomach or abdominal problems, such as frequent stomach or abdominal pain or constipation?
3. Obesity or overweight?
4. Speech impairment or delay?
5. Serious difficulty seeing that could not be corrected with standard glasses or contact lenses?
6. Serious difficulty hearing or deafness?
7. Chronic ear problems or infections?
8. Frequent headaches or migraines?
9. Orthopedic impairment or physical disability?
10. A brain injury or concussion?
11. Any other serious physical injury?
12. Any other physical health condition? (Specify) (H18SPEC. What physical health condition was that? Please name or describe this condition. (String 100))
95. None of the above (VOL) (DO NOT READ)

GO TO CONDITIONCOUNT

H18_W. (WEB) Other than the conditions you already reported such as [H7=Yes & H7A=1-17, 95: asthma, / H8=Yes & H8A=1-17, 95: diabetes, / H9=Yes & H9A=1-17, 95: high blood pressure, / H11=Yes & H11A=1-17, 95: cancer, / [H13=Yes & H13A=1-17, 95 & H13SPEC=RESPONSE: [H13SPEC] / H13=Yes & H13A=1-17, 95 & H13SPEC=DK/RF/NA: Unspecified Chronic Condition]], during your childhood, before you were 18 years old, did you have any of the following physical health conditions for ONE MONTH or more?

H18_W1.	Allergies, such as a food or digestive allergy, skin allergy or eczema, or a respiratory allergy	<input type="checkbox"/> 1. Yes	<input type="checkbox"/> 5. No
H18_W2.	Stomach or abdominal problems, such as frequent stomach or abdominal pain or constipation	<input type="checkbox"/> 1. Yes	<input type="checkbox"/> 5. No
H18_W3.	Obesity or overweight	<input type="checkbox"/> 1. Yes	<input type="checkbox"/> 5. No
H18_W4.	Speech impairment or delay	<input type="checkbox"/> 1. Yes	<input type="checkbox"/> 5. No
H18_W5.	Serious difficulty seeing that could not be corrected with standard glasses or contact lenses	<input type="checkbox"/> 1. Yes	<input type="checkbox"/> 5. No
H18_W6.	Serious difficulty hearing or deafness	<input type="checkbox"/> 1. Yes	<input type="checkbox"/> 5. No
H18_W7.	Chronic ear problems or infections	<input type="checkbox"/> 1. Yes	<input type="checkbox"/> 5. No
H18_W8.	Frequent headaches or migraines	<input type="checkbox"/> 1. Yes	<input type="checkbox"/> 5. No
H18_W9.	Orthopedic impairment or physical disability	<input type="checkbox"/> 1. Yes	<input type="checkbox"/> 5. No
H18_W10.	A brain injury or concussion	<input type="checkbox"/> 1. Yes	<input type="checkbox"/> 5. No
H18_W11.	Any other serious physical injury	<input type="checkbox"/> 1. Yes	<input type="checkbox"/> 5. No
H18_W12.	Any other physical health condition – <i>Please name or describe this condition:</i> (H18_WSPEC (String 100))	<input type="checkbox"/> 1. Yes	<input type="checkbox"/> 5. No

CONDITIONCOUNT. CAI Checkpoint: Count of Reported Childhood Physical Health Conditions

<p>1 – 17. #Endorsed Childhood Conditions (H18=1-12 or H18_W1-H18_W12 = Yes; or H7, H8, H9, H11, H13=Yes & Age Diagnosed <18)</p> <p style="text-align: center;">↓</p>	<p><input type="checkbox"/> 0. None → GO TO H24</p>
---	---

Childhood Physical Health Conditions

PHYS RULE. Whether CATI or WEB

<p><input type="checkbox"/> CATI (CASEMODE=IWER) <input type="checkbox"/> WEB (CASEMODE=SELF) → GO TO PHYSICAL CONDITIONS RULE</p> <p style="text-align: center;">↓</p>

PHYSINTRO. We would like to know more about how old you were when you had the health condition(s) we just talked about.

- ENTER [1] to continue

1. Continue

SECTION_H.HEALTHCOND.COND[1-17]

PHYSICAL CONDITIONS Rule: Ask AgeCond, CondGr18 and CondAgeGr18 for Each Endorsed Condition

CONDITION	LOOP	CONDTYPE	TEXT FILL	ASKED IF...
-----------	------	----------	-----------	-------------

Asthma	[1]	1. Asthma	asthma	H7=Yes & H7A=1-17, 95
Diabetes	[2]	2. Diabetes	diabetes or high blood sugar	H8=Yes & H8A=1-17, 95
High Blood Pressure	[3]	3. HighBP	high blood pressure or hypertension	H9=Yes & H9A=1-17, 95
Cancer	[4]	4. Cancer	cancer or a malignant tumor	H11=Yes & H11A=1-17, 95
Allergic Conditions	[5]	5. Allerg	allergic conditions (such as a respiratory allergy, food or digestive allergy, or eczema or any kind of skin allergy)	H18=1 or H18_W1=Yes
Stomach Problems	[6]	6. StomachProb	stomach or abdominal problems (such as frequent stomach or abdominal pain or constipation)	H18=2 or H18_W2=Yes
Obesity	[7]	7. Obesity	obese or overweight	H18=3 or H18_W3=Yes
Speech Impairment or Delay	[8]	8. Speech	a speech impairment or delay	H18=4 or H18_W4=Yes
Serious Difficulty Seeing	[9]	9. Vision	serious difficulty seeing that could not be corrected with standard glasses or contact lenses	H18=5 or H18_W5=Yes
Serious Difficulty Hearing	[10]	10. Hearing	serious difficulty hearing or deafness	H18=6 or H18_W6=Yes
Chronic Ear Problems	[11]	11. EarProb	chronic ear problems or infections	H18=7 or H18_W7=Yes
Frequent Headaches	[12]	12. Headache	frequent headaches or migraines	H18=8 or H18_W8=Yes
Orthopedic Impairment	[13]	13. Ortho	an orthopedic impairment or physical disability	H18=9 or H18_W9=Yes
Brain Injury	[14]	14. Brain	a brain injury or concussion	H18=10 or H18_W10=Yes
Serious Injury	[15]	15. Injury	a serious injury	H18=11 or H18_W11=Yes
Other Chronic	[16]	16. OthH13	[H13SPEC=RESPONSE: [H13SPEC] / H13SPEC=DK/RF: Unspecified Chronic Condition]	H13=Yes & H13A=1-17, 95
Other Physical	[17]	17. OthH18	[H18SPEC=RESPONSE: [H18SPEC] / H18SPEC=NA: Unspecified Childhood Physical Condition]	H18=12 or H18_W12=Yes

AgeCond [1..17]. (CATI) Before you were 18 years old, at what ages or in what grades [did you have/were you] [TEXT FILL]?

- PROBE Any others? for all ages (0-17) or grades (K-12) at which condition occurred
- If needed, PROBE: If you don't know the exact age or grade, please give me your best guess

(WEB) Before you were 18 years old, at what ages or in what grades did you have [TEXT FILL]?

Please select all ages (grades) that you had this condition.

If you do not know the exact age (grade), please give us your best guess.

1. <1 year old	2. 1 year old	3. 2 years old
4. 3 years old	5. 4 years old	6. 5 years old or kindergarten
7. 6 years old or first grade	8. 7 years old or second grade	9. 8 years old or third grade
10. 9 years old or fourth grade	11. 10 years old or fifth grade	12. 11 years old or sixth grade
13. 12 years old or seventh grade	14. 13 years old or eighth grade	15. 14 years old or ninth grade
16. 15 years old or tenth grade	17. 16 years old or eleventh grade	18. 17 years old or twelfth grade
93. (SP_0e) All ages 0-17		
92. (SP_0f) Did not have this condition	→ GO TO Next Condition; Then GO TO H20CKPT	

CondGr18 [1..17]. (CATI/WEB) [Did you have/Were you] [TEXT FILL] after you were 17 years old (twelfth grade)?

1. Yes 5. No → GO TO Next Condition; Then GO TO H26CKPT



CondAgeGr18 [1..17]. (CATI) Until what age did you have [TEXT FILL]?

18 – 30

CHECK: Please enter an age from 18 to [RAGE-CURRENT AGE].

96. (SP_0b) I still have this condition

(WEB) Until what age did you have [TEXT FILL]?

18 – 30

Age CHECK: Please enter an age from 18 to [RAGE-CURRENT AGE].

96. (SP_0b) I still have this condition

END COND

H20CKPT. CAI Checkpoint: Physical Conditions Age 5-10

1. Physical Health Condition Reported Age 5-10 (Grade K-5) 5. All Others → GO TO H21CKPT



SECTION_H.HEALTHCOND.H20BLOCK

H20A, H20B, H20C, H20D

(CATI) [Page 54](#)

Now I'd like to ask you about elementary school, from kindergarten through grade 5 or ages 5 through 10, during which you reported [having/being] [H20 HEALTH CONDITIONS].

When you were in elementary school (from kindergarten through grade 5 or from about age 5 to age 10) how much did [*1 CONDITION*: this condition / *>1 CONDITION*: these conditions] limit or prevent you from attending school regularly? Would you say a lot, somewhat, just a little, or not at all?

- **If needed:** Overall, or thinking about all of the conditions combined

1. A lot 2. Somewhat 3. Just a little 4. Not at all

H20B. [Page 54](#)

(When you were in elementary school (from kindergarten through grade 5 or from about age 5 to age 10), how much did [*1 CONDITION*: this condition / *>1 CONDITION*: these conditions]) limit or prevent you from doing your school work?

(Would you say a lot, somewhat, just a little, or not at all?)

- **IWER:** Include any or all of these conditions: [H20 HEALTH CONDITIONS]
- **If needed:** Overall, or thinking about all of the conditions combined

1. A lot 2. Somewhat 3. Just a little 4. Not at all

H20C. [Page 54](#)

(When you were in elementary school (from kindergarten through grade 5 or from about age 5 to age 10), how much did [*1 CONDITION*: this condition / *>1 CONDITION*: these conditions]) limit or prevent you from playing or participating in games, sports, or activities?

(Would you say a lot, somewhat, just a little, or not at all?)

- **IWER:** Include any or all of these conditions: [H20 HEALTH CONDITIONS]
- **If needed:** Overall, or thinking about all of the conditions combined

1. A lot 2. Somewhat 3. Just a little 4. Not at all

H20D. [Page 54](#)

(When you were in elementary school (from kindergarten through grade 5 or from about age 5 to age 10), how much did [*1 CONDITION*: this condition / *>1 CONDITION*: these conditions]) lead you to need or use medical care, treatment, or special therapy?

(Would you say a lot, somewhat, just a little, or not at all?)

- **IWER:** Include any or all of these conditions: [H20 HEALTH CONDITIONS]
- **If needed:** Overall, or thinking about all of the conditions combined

1. A lot 2. Somewhat 3. Just a little 4. Not at all

(WEB)

	5 yrs old KG	6 yrs old 1 st Gr	7 yrs old 2 nd Gr	8 yrs old 3 rd Gr	9 yrs old 4 th Gr	10 yrs old 5 th Gr
[CONDITION]						
[CONDITION]						
[CONDITION]						

The timeline above shows conditions you reported when you were in ELEMENTARY SCHOOL, from kindergarten through grade 5 or about age 5 to age 10.

When you were in elementary school, how much did [this condition / these conditions]:

	A lot	Somewhat	Just a little	Not at all
H20A. Limit or prevent you from attending school regularly	1	2	3	4
H20B. Limit or prevent you from doing your school work	1	2	3	4
H20C. Limit or prevent you from playing or participating in games, sports, or activities	1	2	3	4
H20D. Lead you to need or use medical care, treatment, or special therapy	1	2	3	4

END H20BLOCK

H21CKPT. CAI Checkpoint: Physical Conditions Age 11 to 13

1. Physical Condition Reported Age 11-13 (Grade 6-8)	5. All Others	→ GO TO H22CKPT
↓		

SECTION_H.HEALTHCOND.H21BLOCK

H21A, H21B, H21C, H21D

(CATI) H21A. [Page 54](#)

Now I'd like to ask you about middle school, grade 6 through 8 or ages 11 through 13, during which you reported [having/being] [H21 HEALTH CONDITIONS].

When you were in middle school (from grade 6 through grade 8 or from about age 11 to age 13) how much did [*1 CONDITION*: this condition / *>1 CONDITION*: these conditions] limit or prevent you from attending school regularly? Would you say a lot, somewhat, just a little, or not at all?

- **If needed:** Overall, or thinking about all of the conditions combined

1. A lot 2. Somewhat 3. Just a little 4. Not at all

H21B. [Page 54](#)

When you were in middle school (from grades 6 through 8 or from about age 11 to age 13), how much did [*1 CONDITION*: this condition / *>1 CONDITION*: these conditions] limit or prevent you from doing your school work? (Would you say a lot, somewhat, just a little, or not at all?)

- **IWER:** Include any or all of these conditions: [H21 HEALTH CONDITIONS]
- **If needed:** Overall, or thinking about all of the conditions combined

1. A lot 2. Somewhat 3. Just a little 4. Not at all

H21C. Page 54

(When you were in middle school (from grades 6 through 8 or from about age 11 to age 13), how much did [*1 CONDITION: this condition / >1 CONDITION: these conditions*]) limit or prevent you from playing or participating in games, sports, or activities?

(Would you say a lot, somewhat, just a little, or not at all?)

- **IWER: Include any or all of these conditions: [H21 HEALTH CONDITIONS]**
- **If needed:** Overall, or thinking about all of the conditions combined

1. A lot 2. Somewhat 3. Just a little 4. Not at all

H21D. Page 54

(When you were in middle school (from grades 6 through 8 or from about age 11 to age 13), how much did [*1 CONDITION: this condition / >1 CONDITION: these conditions*]) lead you to need or use medical care, treatment, or special therapy?

(Would you say a lot, somewhat, just a little, or not at all?)

- **IWER: Include any or all of these conditions: [H21 HEALTH CONDITIONS]**
- **If needed:** Overall, or thinking about all of the conditions combined

1. A lot 2. Somewhat 3. Just a little 4. Not at all

(WEB)

	11 yrs old 6 th Gr	12 yrs old 7 th Gr	13 yrs old 8 th Gr
[CONDITION]			
[CONDITION]			
[CONDITION]			

The timeline above shows conditions you reported when you were in MIDDLE SCHOOL, from grade 6 through grade 8 or about age 11 to age 13.

When you were in middle school, how much did [this condition / these conditions]:

	A lot	Somewhat	Just a little	Not at all
H21A. Limit or prevent you from attending school regularly	1	2	3	4
H21B. Limit or prevent you from doing your school work	1	2	3	4
H21C. Limit or prevent you from playing or participating in games, sports, or activities	1	2	3	4
H21D. Lead you to need or use medical care, treatment, or special therapy	1	2	3	4

END H21BLOCK

H22CKPT. CAI Checkpoint: Physical Conditions Age 14 to 17

1. Physical Condition Reported Age 14-17 (Grade 9-12)
5. All Others → GO TO H24CKPT

↓

SECTION_H.HEALTHCOND.H22BLOCK

H22A, H22B, H22C, H22D

(CATI) H22A. Page 54

Now I'd like to ask you about high school from grades 9 through 12 or from or ages 14 through 17, during which you reported [having/being] [H22 HEALTH CONDITIONS].

When you were in high school, (from grades 9 through 12 or from about age 14 to age 17) how much did [*1 CONDITION: this condition / >1 CONDITION: these conditions*] limit or prevent you from attending school regularly? Would you say a lot, somewhat, just a little, or not at all?

- **If needed:** Overall, or thinking about all of the conditions combined

1. A lot	2. Somewhat	3. Just a little	4. Not at all
----------	-------------	------------------	---------------

H22B.  Page 54

(When you were in high school (from grades 9 through 12 or from about age 14 to age 17), how much did [*1 CONDITION: this condition / >1 CONDITION: these conditions*]) limit or prevent you from doing your school work? (Would you say a lot, somewhat, just a little, or not at all?)

- **IWER: Include any or all of these conditions:** [H22 HEALTH CONDITIONS]
- **If needed:** Overall, or thinking about all of the conditions combined

1. A lot	2. Somewhat	3. Just a little	4. Not at all
----------	-------------	------------------	---------------

H22C.  Page 54

(When you were in high school (from grades 9 through 12 or from about age 14 to age 17), how much did [*1 CONDITION: this condition / >1 CONDITION: these conditions*]) limit or prevent you from playing or participating in games, sports, or activities? (Would you say a lot, somewhat, just a little, or not at all?)

- **IWER: Include any or all of these conditions:** [H22 HEALTH CONDITIONS]
- **If needed:** Overall, or thinking about all of the conditions combined

1. A lot	2. Somewhat	3. Just a little	4. Not at all
----------	-------------	------------------	---------------

H22D.  Page 54

(When you were in high school (from grades 9 through 12 or from about age 14 to age 17), how much did [*1 CONDITION: this condition / >1 CONDITION: these conditions*]) lead you to need or use medical care, treatment, or special therapy? (Would you say a lot, somewhat, just a little, or not at all?)

- **IWER: Include any or all of these conditions:** [H22 HEALTH CONDITIONS]
- **If needed:** Overall, or thinking about all of the conditions combined

1. A lot	2. Somewhat	3. Just a little	4. Not at all
----------	-------------	------------------	---------------

(WEB)

	14 yrs old 9 th Gr	15 yrs old 10 th Gr	16 yrs old 11 th Gr	17 yrs old 12 th Gr
[CONDITION]				
[CONDITION]				
[CONDITION]				

The timeline above shows conditions you reported when you were in HIGH SCHOOL, from grade 9 through grade 12 or about age 14 to age 17.

When you were in high school, how much did [this condition / these conditions]:

H22A. Limit or prevent you from attending school regularly

A lot	Somewhat	Just a little	Not at all
1	2	3	4

H22B. Limit or prevent you from doing your school work

1	2	3	4
---	---	---	---

H22C. Limit or prevent you from playing or participating in games, sports, or activities

1	2	3	4
---	---	---	---

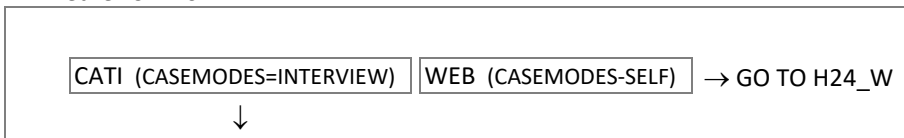
H22D. Lead you to need or use medical care, treatment, or special therapy


1	2	3	4
---	---	---	---

END H22BLOCK

Childhood Psychological Health

H24 RULE: Whether CATI or WEB



H24. (CATI)  Page 55

Other than the conditions you already reported such as [H10=Yes & H10A=1-17, 95: a learning disorder, / H12B=1 & H12A=1-17, 95: depression / H12B=2 & H12A=1-17, 95: bipolar disorder, / H12B=3 & H12A=1-17, 95: schizophrenia, / H12B=4 & H12A=1-17, 95: anxiety problems / H12B=5 & H12A=1-17, 95: phobias, / H12B=6 & H12A=1-17, 95: alcohol problems, / H12B=7 & H12A=1-17, 95: drug problems, / H12B=8 & H12A=1-17, 95: obsessive compulsive disorder, / H12B=9 & H12A=1-17, 95: PTSD, / H12B=10 & H12A=1-17, 95: ADD/ADHD, / H12B=11 & H12A=1-17, 95: oppositional defiant disorder, / H12B=12 & H12A=1-17, 95: autism, / [H12B=97 & H12A=1-17, 95 & H12BSPEC=RESPONSE: [H12BSPEC] / H12B=97 & H12A=1-17, 95 & H12SPEC=DK/RF/NA: Unspecified Emotional/Psychiatric Disorder]], during your childhood, before you were 18 years old, did you have any of the following psychological, developmental or behavioral conditions for one month or more?

- INCLUDES emotional, nervous, or psychiatric problems
- ENTER all that apply
- READ list if needed

1. Depression?
2. Anxiety problems, such as worrying too much or worrying more than other children?
3. Attention Deficit Disorder or Attention Deficit Hyperactivity Disorder (ADD or ADHD)?
4. Any other learning disability?
5. Autism, Asperger's Disorder, pervasive developmental disorder, or other autism spectrum disorder?
6. Any other developmental delay?
7. Behavioral or conduct problems, such as oppositional defiant disorder or conduct disorder?
8. Alcohol problems?
9. Drug problems?
10. Any other psychological, developmental or behavioral condition? (Specify) (H24SPEC. What psychological, developmental or behavioral condition was that? Please name or describe this condition. (String 100))
95. None of the above (VOL) (DO NOT READ)

GO TO CONDITIONCOUNT2

H24_W. (WEB) Other than the conditions you already reported such as [H10=Yes & H10A=1-17, 95: a learning disorder, / H12B=1 & H12A=1-17, 95: depression / H12B=2 & H12A=1-17, 95: bipolar disorder, / H12B=3 & H12A=1-17, 95: schizophrenia, / H12B=4 & H12A=1-17, 95: anxiety problems / H12B=5 & H12A=1-17, 95: phobias, / H12B=6 & H12A=1-17, 95: alcohol problems, / H12B=7 & H12A=1-17, 95: drug problems, / H12B=8 & H12A=1-17, 95: obsessive compulsive disorder, / H12B=9 & H12A=1-17, 95: PTSD, / H12B=10 & H12A=1-17, 95: ADD/ADHD, / H12B=11 & H12A=1-17, 95: oppositional defiant disorder, / H12B=12 & H12A=1-17, 95: autism, / [H12B=97 & H12A=1-17, 95 & H12BSPEC=RESPONSE: [H12BSPEC] / H12B=97 & H12A=1-17, 95 & H12SPEC=DK/RF/NA: Unspecified Emotional/Psychiatric Disorder]], during your childhood, before you were 18 years old, did you have any of the following psychological, developmental or behavioral conditions for ONE MONTH or more?

H24_W1.	Depression	1. Yes	5. No
H24_W2.	Anxiety problems, such as worrying too much or worrying more than other children	1. Yes	5. No
H24_W3.		1. Yes	5. No

	Attention Deficit Disorder or Attention Deficit Hyperactivity Disorder (ADD or ADHD)		
H24_W4.	Any other learning disability	<input type="checkbox"/> 1. Yes	<input type="checkbox"/> 5. No
H24_W5.	Autism, Asperger's Disorder, pervasive developmental disorder, or other autism spectrum disorder	<input type="checkbox"/> 1. Yes	<input type="checkbox"/> 5. No
H24_W6.	Any other developmental delay	<input type="checkbox"/> 1. Yes	<input type="checkbox"/> 5. No
H24_W7.	Behavioral or conduct problems such as oppositional defiant disorder or conduct disorder	<input type="checkbox"/> 1. Yes	<input type="checkbox"/> 5. No
H24_W8.	Alcohol problems	<input type="checkbox"/> 1. Yes	<input type="checkbox"/> 5. No
H24_W9.	Drug problems	<input type="checkbox"/> 1. Yes	<input type="checkbox"/> 5. No
H24_W10.	Any other psychological, developmental or behavioral health condition – <i>Please name or describe this condition: (H24_WSPEC (String 100))</i>	<input type="checkbox"/> 1. Yes	<input type="checkbox"/> 5. No

CONDITIONCOUNT2. CAI Checkpoint: Count of Reported Childhood Psychological Health Conditions

1 – 17. #Endorsed Childhood Conditions (H24=1-10 or H24_W1-H24_W10=Yes; or H10=Yes & Age Diagnosed <18; or H12B=1-10,97 & Age Diagnosed <18)

0. None

→ GO TO H29A

↓

Childhood Psychological Health Conditions

PSYCH RULE. Whether CATI or WEB

CATI (CASEMODE=IWER)

WEB (CASEMODE=SELF)

→ GO TO PSYCH CONDITIONS RULE

↓

PSYCHINTRO. We would like to know more about how old you were when you had the health condition(s) we just talked about.

- [ENTER \[1\] to continue](#)

1. Continue

SECTION_H.HEALTHCOND.COND2[1..17] [1..17]=Which condition

PSYCH CONDITIONS Rule: Ask AgeCond, CondGr18 and CondAgeGr18 for Each Endorsed Condition

CONDITION	LOOP	CONDTYPE	TEXT FILL	ASKED IF...
Learning Disorder	[1]	18. Learn	a learning disorder	H10=Yes & H10A=1-17, 9
Depression	[2]	19. Depress	depression	H24=1 or H24_W1=Yes or (H12B=1 & H12A=1-17, 95)
Bipolar Disorder	[3]	20. Bipolar	bipolar disorder	H12B=2 & H12A=1-17, 95
Schizophrenia	[4]	21. Schizo	schizophrenia	H12B=3 & H12A=1-17, 95
Anxiety	[5]	22. Anixety	anxiety problems (such as worrying too much or worrying more than other children)	H24=2 or H24_W2=Yes or (H12B=4 & H12A=1-17, 95)
Phobias	[6]	23. Phobias	phobias	H12B=5 & H12A=1-17, 95
Alcohol	[7]	24. Alcohol	alcohol problems	H24=8 or H24_W8=Yes or (H12B=6 & H12A=1-17, 95)

Drugs	[8]	25. Drug	drug problems	H24=9 or H24_W9=Yes or (H12B=7 & H12A=1-17, 95)
OCD	[9]	26. OCD	obsessive compulsive disorder (OCD)	H12B=8 & H12A=1-17, 95
ADD/ADHD	[10]	27. ADHD	Attention Deficit Disorder or Attention Deficit Hyperactivity Disorder (ADD or ADHD)	H24=3 or H24_W3=Yes or (H12B=10 & H12A=1-17, 95)
PTSD	[11]	28. PTSD	Post-Traumatic Stress Disorder (PTSD)	H12B=9 & H12A=1-17, 95
Other Learning Disability	[12]	29. OthLearn	any other learning disability	H24=4 or H24_W4=Yes
Autism	[13]	30. Autism	Autism, Asperger's disorder, pervasive developmental disorder, or other autism spectrum disorder	H24=5 or H24_W5=Yes or (H12B=12 & H12A=1-17, 95)
Other Developmental Delay	[14]	31. OthDev	any other developmental delay	H24=6 or H24_W6=Yes
ODD	[15]	32. Conduct	behavioral or conduct problems such as oppositional defiant disorder or conduct disorder	H24=7 or H24_W7=Yes or (H12B=11 & H12A=1-17, 95)
Other Emotional	[16]	33. OthH12	[H12SPEC=RESPONSE: [H12SPEC] / H12SPEC=DK/RF: Unspecified Emotional/Psychiatric Disorder]	H12B=97 & H12A=1-17, 95
Other Psychological	[17]	34. OthH24	[H24SPEC=RESPONSE: [H24SPEC] / H24SPEC=DK/RF: Unspecified Childhood Psychological/Developmental/Behavioral Condition]	H24=10 or H24_W10=Yes

AgeCond [1..17]. (CATI) Before you were 18 years old, at what ages or in what grades did you have [TEXT FILL]?

- **PROBE** Any others? for all ages (0-17) or grades (K-12) at which condition occurred
- **If needed, PROBE:** If you don't know the exact age or grade, please give me your best guess

(WEB) Before you were 18 years old, at what ages or in what grades did you have [TEXT FILL]?

Please select all ages (grades) that you had this condition.

If you do not know the exact age (grade), please give us your best guess.

1. <1 year old	2. 1 year old	3. 2 years old
4. 3 years old	5. 4 years old	6. 5 years old or kindergarten
7. 6 years old or first grade	8. 7 years old or second grade	9. 8 years old or third grade
10. 9 years old or fourth grade	11. 10 years old or fifth grade	12. 11 years old or sixth grade
13. 12 years old or seventh grade	14. 13 years old or eighth grade	15. 14 years old or ninth grade
16. 15 years old or tenth grade	17. 16 years old or eleventh grade	18. 17 years old or twelfth grade
93. (SP_0e) All ages 0-17		
92. (SP_0f) Did not have this condition	→ GO TO Next Condition; Then GO TO H26CKPT	

CondGr18 [1..17]. (CATI/WEB) Did you have [TEXT FILL] after you were 17 years old (twelfth grade)?

1. Yes	5. No	→ GO TO Next Condition; Then GO TO H26CKPT
--------	-------	--

↓

CondAgeGr18 [1..17]. (CATI) Until what age did you have [TEXT FILL]?

18 – 30

CHECK: Please enter an age from 18 to [RAGE-CURRENT AGE].

96. (SP_0b) I still have this condition

(WEB) Until what age did you have [TEXT FILL]?

18 – 30

Age CHECK: Please enter an age from 18 to [RAGE-CURRENT AGE].

96. (SP_0b) I still have this condition

END COND2

H26CKPT. CAI Checkpoint: Psychological Conditions Age 5 to 10

1. Psych Condition Reported Age 5-10 (Grade K-5)	5. All Others	→ GO TO H27CKPT
↓		

SECTION_H.HEALTHCOND.H26BLOCK

H26A, H26B, H26C, H26D

(CATI) H26A. [Page 56](#)

Now I'd like to ask you about elementary school, that is Kindergarten through grade 5 or ages 5 through 10, during which you reported having [H26 HEALTH CONDITIONS].

When you were in elementary school (from kindergarten through grade 5 or from about age 5 to age 10) how much did how much did [1 CONDITION: this condition / >1 CONDITION: these conditions] limit or prevent you from attending school regularly?

Would you say a lot, somewhat, just a little, or not at all?

- **If needed:** Overall, or thinking about all of the conditions combined

1. A lot 2. Somewhat 3. Just a little 4. Not at all

H26B. [Page 56](#)

(When you were in elementary school (from kindergarten through grade 5 or from about age 5 to age 10), how much did [1 CONDITION: this condition / >1 CONDITION: these conditions]) limit or prevent you from doing your school work?

(Would you say a lot, somewhat, just a little, or not at all?)

- **IWER:** Include any or all of these conditions: [H26 HEALTH CONDITIONS]
- **If needed:** Overall, or thinking about all of the conditions combined

1. A lot 2. Somewhat 3. Just a little 4. Not at all

H26C. [Page 56](#)

(When you were in elementary school (from kindergarten through grade 5 or from about age 5 to age 10), how much did [1 CONDITION: this condition / >1 CONDITION: these conditions]) limit or prevent you from playing or participating in games, sports, or activities?

(Would you say a lot, somewhat, just a little, or not at all?)

- **IWER:** Include any or all of these conditions: [H26 HEALTH CONDITIONS]
- **If needed:** Overall, or thinking about all of the conditions combined

1. A lot 2. Somewhat 3. Just a little 4. Not at all

H26D. [Page 56](#)

(When you were in elementary school (from kindergarten through grade 5 or from about age 5 to age 10), how much did [1 CONDITION: this condition / >1 CONDITION: these conditions]) lead you to need or use medical care, mental health services, treatment or counseling, or special education services?

(Would you say a lot, somewhat, just a little, or not at all?)

- **IWER:** Include any or all of these conditions: [H26 HEALTH CONDITIONS]
- **If needed:** Overall, or thinking about all of the conditions combined

1. A lot 2. Somewhat 3. Just a little 4. Not at all

(WEB)

	5 yrs old KG	6 yrs old 1 st Gr	7 yrs old 2 nd Gr	8 yrs old 3 rd Gr	9 yrs old 4 th Gr	10 yrs old 5 th Gr
--	-----------------	---------------------------------	---------------------------------	---------------------------------	---------------------------------	----------------------------------

[CONDITION]						
[CONDITION]						
[CONDITION]						

The timeline above shows conditions you reported when you were in ELEMENTARY SCHOOL, from kindergarten through grade 5 or about age 5 to age 10.

When you were in elementary school, how much did [this condition / these conditions]:

	A lot	Somewhat	Just a little	Not at all
H26A. Limit or prevent you from attending school regularly	1	2	3	4
H26B. Limit or prevent you from doing your school work	1	2	3	4
H26C. Limit or prevent you from playing or participating in games, sports, or activities	1	2	3	4
H26D. Lead you to need or use medical care, mental health services, treatment or counseling, or special education services	1	2	3	4

END H26BLOCK

H27CKPT. CAI Checkpoint: Psychological Conditions Age 11 to 13

1. Psych Condition Reported Age 11-13 (Grade 6-8)	5. All Others	→ GO TO H28CKPT
↓		

SECTION_H.HEALTHCOND.H27BLOCK

H27A, H27B, H27C, H27D

(CATI) H27A. [Page 56](#)

Now I'd like to ask you about middle school, from grades 6 through 8 or ages 11 to age 13, during which you reported having [H27 HEALTH CONDITIONS].

When you were in middle school (from grades 6 through 8 or from ages 11 to age 13) how much did [1 *CONDITION*: this condition / >1 *CONDITION*: these conditions] limit or prevent you from attending school regularly? Would you say a lot, somewhat, just a little, or not at all?

- **If needed:** Overall, or thinking about all of the conditions combined

1. A lot	2. Somewhat	3. Just a little	4. Not at all
----------	-------------	------------------	---------------

H27B. [Page 56](#)

(When you were in middle school (from grades 6 through 8 or from about age 11 to age 13), how much did [1 *CONDITION*: this condition / >1 *CONDITION*: these conditions]) limit or prevent you from doing your school work? (Would you say a lot, somewhat, just a little, or not at all?)

- **IWER:** Include any or all of these conditions: [H27 HEALTH CONDITIONS]
- **If needed:** Overall, or thinking about all of the conditions combined

1. A lot	2. Somewhat	3. Just a little	4. Not at all
----------	-------------	------------------	---------------

H27C. [Page 56](#)

(When you were in middle school (from grades 6 through 8 or from about age 11 to age 13), how much did [1 *CONDITION*: this condition / >1 *CONDITION*: these conditions]) limit or prevent you from playing or participating in games, sports, or activities?

(Would you say a lot, somewhat, just a little, or not at all?)

- **IWER:** Include any or all of these conditions: [H27 HEALTH CONDITIONS]
- **If needed:** Overall, or thinking about all of the conditions combined

1. A lot	2. Somewhat	3. Just a little	4. Not at all
----------	-------------	------------------	---------------

H27D. [Page 56](#)

(When you were in middle school (from grades 6 through 8 or from about age 11 to age 13), how much did [*1 CONDITION: this condition / >1 CONDITION: these conditions*] lead you to need or use medical care, mental health services, treatment or counseling, or special education services?

(Would you say a lot, somewhat, just a little, or not at all?)

- **IWER: Include any or all of these conditions: [H27 HEALTH CONDITIONS]**
- **If needed:** Overall, or thinking about all of the conditions combined

1. A lot 2. Somewhat 3. Just a little 4. Not at all

(WEB)

	11 yrs old 6 th Gr	12 yrs old 7 th Gr	13 yrs old 8 th Gr
[CONDITION]			
[CONDITION]			
[CONDITION]			

The timeline above shows conditions you reported when you were in MIDDLE SCHOOL, from grade 6 through grade 8 or about age 11 to age 13.

When you were in middle school, how much did [this condition / these conditions]:

	A lot	Somewhat	Just a little	Not at all
H27A. Limit or prevent you from attending school regularly	1	2	3	4
H27B. Limit or prevent you from doing your school work	1	2	3	4
H27C. Limit or prevent you from playing or participating in games, sports, or activities	1	2	3	4
H27D. Lead you to need or use medical care, mental health services, treatment or counseling, or special education services	1	2	3	4

END H27BLOCK

H28CKPT. CAI Checkpoint: Psychological Conditions Age 14 to 17

<input type="text" value="1. Psych Condition Reported Age 14-17 (Grade 9-12)"/>	<input type="text" value="5. All Others"/>	→ GO TO H29A
↓		

SECTION_H.HEALTHCOND.H28BLOCK

H28A, H28B, H28C, H28D

(CATI) H28A. [Page 56](#)

Now I'd like to ask you about high school, from grades 9 through 12 or ages 14 through 17, during which you reported having [H28 HEALTH CONDITIONS].

When you were in high school (from grades 9 through 12 or from about age 14 to age 17), how much did [*1 CONDITION: this condition / >1 CONDITION: these conditions*] limit or prevent you from attending school regularly? Would you say a lot, somewhat, just a little, or not at all?

- **If needed:** Overall, or thinking about all of the conditions combined

1. A lot 2. Somewhat 3. Just a little 4. Not at all

H28B. [Page 56](#)

(When you were in high school (from grades 9 through 12 or from about age 14 to age 17), how much did [*1 CONDITION: this condition / >1 CONDITION: these conditions*] limit or prevent you from doing your school work? (Would you say a lot, somewhat, just a little, or not at all?)

- **IWER: Include any or all of these conditions: [H28 HEALTH CONDITIONS]**

- **If needed:** Overall, or thinking about all of the conditions combined

1. A lot	2. Somewhat	3. Just a little	4. Not at all
----------	-------------	------------------	---------------

H28C. Page 56

(When you were in high school (from grades 9 through 12 or from about age 14 to age 17), how much did [*1 CONDITION: this condition / >1 CONDITION: these conditions*] limit or prevent you from playing or participating in games, sports, or activities?

(Would you say a lot, somewhat, just a little, or not at all?)

- **IWER: Include any or all of these conditions: [H28 HEALTH CONDITIONS]**
- **If needed:** Overall, or thinking about all of the conditions combined

1. A lot	2. Somewhat	3. Just a little	4. Not at all
----------	-------------	------------------	---------------

H28D. Page 56

(When you were in high school (from grades 9 through 12 or from about age 14 to age 17), how much did [*1 CONDITION: this condition / >1 CONDITION: these conditions*] lead you to need or use medical care, mental health services, treatment or counseling, or special education services?

(Would you say a lot, somewhat, just a little, or not at all?)

- **IWER: Include any or all of these conditions: [H28 HEALTH CONDITIONS]**
- **If needed:** Overall, or thinking about all of the conditions combined

1. A lot	2. Somewhat	3. Just a little	4. Not at all
----------	-------------	------------------	---------------

(WEB)

	14 yrs old 9 th Gr	15 yrs old 10 th Gr	16 yrs old 11 th Gr	17 yrs old 12 th Gr
[CONDITION]				
[CONDITION]				
[CONDITION]				

The timeline above shows conditions you reported when you were in HIGH SCHOOL, from grade 9 through grade 12 or about age 14 to age 17.

When you were in high school, how much did [this condition / these conditions]:

H28A. Limit or prevent you from attending school regularly

A lot	Somewhat	Just a little	Not at all
1	2	3	4

H28B. Limit or prevent you from doing your school work

1	2	3	4
---	---	---	---

H28C. Limit or prevent you from playing or participating in games, sports, or activities

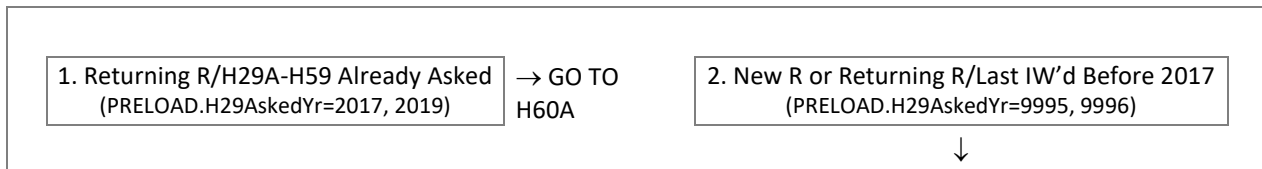
1	2	3	4
---	---	---	---

H28D. Lead you to need or use medical care, mental health services, treatment or counseling, or special education services

1	2	3	4
---	---	---	---

END H28BLOCK

H29ACKPT. Whether H29A-H59 Asked in Previous Wave




H29A. (CATI) Page 57

Next, we have some other questions about your health while you were growing up. When you were in elementary school from kindergarten through grade 5 or from about age 5 to age 10—how often did you get sick? Would you say frequently, sometimes, rarely, or never?

(WEB) For these questions, please think about when you were in ELEMENTARY SCHOOL.
Elementary school is kindergarten through grade 5 or from about age 5 to about age 10.
 How often did you get sick?


- | | | | |
|---------------|--------------|-----------|----------|
| 1. Frequently | 2. Sometimes | 3. Rarely | 4. Never |
|---------------|--------------|-----------|----------|

H29B. (CATI)  Page 58

How would you characterize your weight when you were in elementary school (from kindergarten through grade 5 or from about age 5 to age 10)? Would you say very underweight, slightly underweight, about the right weight, slightly overweight, or very overweight?

(WEB) How would you characterize your weight?


- | | | |
|------------------------|-------------------------|---------------------------|
| 1. Very underweight | 2. Slightly underweight | 3. About the right weight |
| 4. Slightly overweight | 5. Very overweight | |

H29C. (CATI)  Page 59

How would you characterize your level of physical fitness when you were in elementary school (from kindergarten through grade 5 or from about age 5 to age 10)? Would you say very physically fit, above average physical fitness, average physical fitness, below average physical fitness, not at all physically fit?

(WEB) How would you characterize your level of physical fitness?

- | | | |
|-----------------------------------|-----------------------------------|-----------------------------|
| 1. Very physically fit | 2. Above average physical fitness | 3. Average physical fitness |
| 4. Below average physical fitness | 5. Not at all physically fit | |

H30A. (CATI)  Page 60


What about when you were in middle school from grades 6 through 8 or from about age 11 to age 13—how often did you get sick?

(Would you say frequently, sometimes, rarely, or never?)

(WEB) For these questions, please think about when you were in MIDDLE SCHOOL.
Middle school is grade 6 through grade 8 or from about age 11 to about age 13.

How often did you get sick?


- | | | | |
|---------------|--------------|-----------|----------|
| 1. Frequently | 2. Sometimes | 3. Rarely | 4. Never |
|---------------|--------------|-----------|----------|

H30B. (CATI)  Page 61

How would you characterize your weight when you were in middle school (from grades 6 through 8 or from about age 11 to age 13)? (Would you say very underweight, slightly underweight, about the right weight, slightly overweight, or very overweight?)

(WEB) How would you characterize your weight?


- | | | |
|------------------------|-------------------------|---------------------------|
| 1. Very underweight | 2. Slightly underweight | 3. About the right weight |
| 4. Slightly overweight | 5. Very overweight | |

H30C. (CATI)  Page 62

How would you characterize your level of physical fitness when you were in middle school (from grades 6 through 8 or from about age 11 to age 13)? (Would you say very physically fit, above average physical fitness, average physical fitness, below average physical fitness, not at all physically fit?)

(WEB) How would you characterize your level of physical fitness?


- | | | |
|-----------------------------------|-----------------------------------|-----------------------------|
| 1. Very physically fit | 2. Above average physical fitness | 3. Average physical fitness |
| 4. Below average physical fitness | 5. Not at all physically fit | |

H31A. (CATI)  Page 63

What about when you were in high school from grades 9 through 12 or from about age 14 to age 17—how often did you get sick?

(Would you say frequently, sometimes, rarely, or never?)
 (WEB) For these questions, please think about when you were in HIGH SCHOOL.
 High school is grade 9 through grade 12 or from about age 14 to about age 17.
 How often did you get sick?

1. Frequently 2. Sometimes 3. Rarely 4. Never


H31B. (CATI)  Page 64

How would you characterize your weight when you were in high school (from grades 9 through 12 or from about age 14 to age 17)?

(Would you say very underweight, slightly underweight, about the right weight, slightly overweight, or very overweight?)

(WEB) How would you characterize your weight?

1. Very underweight 2. Slightly underweight 3. About the right weight
 4. Slightly overweight 5. Very overweight

H31C. (CATI)  Page 65

How would you characterize your level of physical fitness when you were in high school (from grades 9 through 12 or from about age 14 to age 17)? (Would you say very physically fit, above average physical fitness, average physical fitness, below average physical fitness, not at all physically fit?)

(WEB) How would you characterize your level of physical fitness?

1. Very physically fit 2. Above average physical fitness 3. Average physical fitness
 4. Below average physical fitness 5. Not at all physically fit

Adverse Childhood Experiences

H32. (CATI) Next are some questions about the people who spent the most time raising you when you were growing up. Before you were 18 years old, how many people raised you? Would you say 1 person or 2 people?

1. 1 person raised R → GO TO H34A 2. 2 people raised R 3. No one raised R (IF VOL) DK/RF

↓ H33

GO TO H56

(WEB) Next are some questions about the people who spent the most time raising you when you were growing up. Before you were 18 years old, how many people raised you?

1. 1 person raised me → GO TO H34A 2. 2 people raised me 3. No one raised me NA

↓

GO TO H56

SECTION_H_RAISESPEOPLE

H33. (CATI) Were the 2 people who raised you married to each other or living together in a marriage-like relationship?

(WEB) Were the 2 people who raised you married to each other or living together in a marriage-like relationship?

1. Yes 5. No

H34A. (CATI) Who was the person who spent the most time raising you (before you were 18)?

- If R says "parents raised me equally", PROBE: Who is the first of those 2 people?
- If R says "mother" or "father", PROBE: Is that biological, adoptive, step, or something else?
- Include biological, adoptive, and step grandparents and great-grandparents

1. Biological mother 2. Adoptive mother 3. Stepmother 11. Grandmother/Great-grandmother
 13. Aunt/Great-Aunt 4. Other female relative-Specify (H34AFRSPEC. Specify: (String 100))
 5. Other female non-relative-Specify (H34AFNRSPEC. Specify: (String 100))

6. Biological father	7. Adoptive father	8. Stepfather	Grandfather/Great-grandfather
9. Other male relative- Specify (H34AMRSPEC. Specify : (String 100))			
10. Other male non-relative- Specify (H34AMNRSPEC. Specify : (String 100))			

(WEB) Who was the person who spent the most time raising you before you were 18?

1. Biological mother	2. Adoptive mother	3. Stepmother	11. Grandmother/Great-grandmother
13. Aunt/Great-Aunt	4. Other female relative-Who was that (e.g. sister) (H34AFRSPEC (String 100))		
5. Other female non-relative-Who was that (e.g. friend, teacher) (H34AFNRSPEC (String 100))			
6. Biological father	7. Adoptive father	8. Stepfather	12. Grandfather/Great-grandfather
9. Other male relative-Who was that (e.g. brother, uncle) (H34AMRSPEC (String 100))			
10. Other male non-relative-Who was that (e.g. friend, teacher) (H34AMNRSPEC (String 100))			

H34BCKPT. CAI Checkpoint: Number of People Who Raised R

1. One Person Raised R (H32=1)	→ GO TO H35	5. Two People Raised R (H32=2)
		↓

H34B. (CATI) (Before you were 18), who was the other person who raised you?

- If R says “mother” or “father”, PROBE: Is that biological, adoptive, step, or something else?
- Include biological, adoptive, and step grandparents and great-grandparents

[H34A<>BIO MOM: 1. Biological mother]	2. Adoptive mother	3. Stepmother
11. Grandmother/Great-grandmother	13. Aunt/Great-Aunt	
4. Other female relative- Specify (H34BFRSPEC. Specify : (String 100))		
5. Other female non-relative- Specify (H34BFNRSPEC. Specify : (String 100))		
[H34A<>BIO DAD: 6. Biological father]	7. Adoptive father	8. Stepfather
9. Other male relative- Specify (H34BMRSPEC. Specify : (String 100))		
10. Other male non-relative- Specify (H34BMNRSPEC. Specify : (String 100))		

(WEB) Before you were 18, who was the OTHER person who raised you?

[H34A<>BIO MOM: 1. Biological mother]	2. Adoptive mother	3. Stepmother
11. Grandmother/Great-grandmother	13. Aunt/Great-Aunt	4. Other female relative-Who was that (e.g. sister) (H34BFRSPEC (String 100))
5. Other female non-relative-Who was that (e.g. friend, teacher) (H34BFNRSPEC (String 100))		
[H34A<>BIO DAD: 6. Biological father]	7. Adoptive father	8. Stepfather
12. Grandfather/Great-grandfather	9. Other male relative-Who was that (e.g. brother, uncle) (H34BMRSPEC (String 100))	
10. Other male non-relative-Who was that (e.g. friend, teacher) (H34BMNRSPEC (String 100))		


SECTION_H.RAISESPEOPLE.H35_H40[1-2]

H35. (CATI) Now, let's talk about the [LOOP 1: person who spent the most time raising you / LOOP 2: other person who raised you.] During your childhood, before you were 18 years old, did [your] [LOOP 1: [[H34A]] / LOOP 2: [[H34B]] / this person] ever have problems with anxiety?

(WEB) During your childhood, before you were 18 years old, did [your] [LOOP 1: [[H34A]] / the person who spent the most time raising you] / LOOP 2: [[H34B]] / the other person who raised you]] ever have problems with anxiety?

1. Yes 5. No → GO TO H36



H35A. (CATI)  Page 66

Before you were 18, was this during all, most, some, or only a little of your childhood?

1. All 2. Most 3. Some 4. Only a little

(WEB) Was this during...?

1. All of your childhood 2. Most of your childhood

3. Some of your childhood 4. Only a little of your childhood

H35B. (CATI) (Before you were 18,) did [she / he / he or she] ever get professional treatment for [her / his / his or her] anxiety?

(WEB) Did [she / he / he or she] ever get professional treatment for [her / his / his or her] anxiety?

1. Yes 5. No

H35C. (CATI) (Before you were 18,) was [she / he / he or she] ever hospitalized for [her / his / his or her] anxiety?

(WEB) Was [she / he / he or she] ever hospitalized for [her / his / his or her] anxiety?

1. Yes 5. No

H35D. (CATI) (Before you were 18,) did [her / his / his or her] anxiety interfere a lot with [her / his / his or her] life or activities?

(WEB) Did [her / his / his or her] anxiety interfere a lot with [her / his / his or her] life or activities?


1. Yes 5. No

H36. (CATI) (During your childhood, before you were 18 years old), did [your / (your)] [[LOOP 1: [[H34A]] / this person] LOOP 2: [[H34B]] / this person]] ever have periods lasting 2 weeks or more where [she/he/he or she] was sad or depressed most of the time?

(WEB) During your childhood, before you were 18, did [your] [LOOP 1: [[[H34A]] / the person who spent the most time raising you] / LOOP 2: [[H34B]] / the other person who raised you]] ever have periods lasting 2 weeks or more where [she / he / he or she] was sad or depressed most of the time?

1. Yes 5. No → GO TO H37



H36A. (CATI)  Page 66

Before you were 18, was this during all, most, some, or only a little of your childhood?

1. All 2. Most 3. Some 4. Only a little

(WEB) Was this during...?

1. All of your childhood 2. Most of your childhood

3. Some of your childhood 4. Only a little of your childhood

H36B. (CATI) (Before you were 18,) did [she / he / he or she] ever get professional treatment for [her / his / his or her] sadness or depression?

(WEB) Did [she / he / he or she] ever get professional treatment for [her / his / his or her] sadness or depression?

1. Yes 5. No

H36C. (CATI) (Before you were 18,) was [she / he / he or she] ever hospitalized for [her / his / his or her] sadness or depression?

(WEB) Was [she / he / he or she] ever hospitalized for [her / his / his or her] sadness or depression?

1. Yes 5. No

H36D. (CATI) (Before you were 18,) did [her / his / his or her] sadness or depression interfere a lot with [her / his / his or her] life or activities?

(WEB) Did [her / his / his or her] sadness or depression interfere a lot with [her / his / his or her] life or activities?


1. Yes 5. No

H37. (CATI) (During your childhood, before you were 18 years old), was [your / (your)] [[LOOP 1: [[H34A] / this person] LOOP 2: [[H34B] / this person]]] a problem drinker or alcoholic?

(WEB) During your childhood, before you were 18, was [your] [LOOP 1: [[H34A] / the person who spent the most time raising you] / LOOP 2: [[H34B] / the other person who raised you]]] a problem drinker or alcoholic?

1. Yes 5. No → GO TO H38

↓

H37A. (CATI)  Page 66

Before you were 18, was this during all, most, some, or only a little of your childhood?

1. All 2. Most 3. Some 4. Only a little

(WEB) Was this during ...?

1. All of your childhood 2. Most of your childhood

3. Some of your childhood 4. Only a little of your childhood

H37B. (CATI) (Before you were 18,) did [she / he / he or she] ever get professional treatment for [her / his / his or her] drinking?

(WEB) Did [she / he / he or she] ever get professional treatment for [her / his / his or her] drinking?

1. Yes 5. No

H37C. (CATI) (Before you were 18,) was [she / he / he or she] ever hospitalized for [her / his / his or her] drinking?

(WEB) Was [she / he / he or she] ever hospitalized for [her / his / his or her] drinking?

1. Yes 5. No

H37D. (CATI) (Before you were 18,) did [her / his / his or her] drinking interfere a lot with [her / his / his or her] life or activities?

(WEB) Did [her / his / his or her] drinking interfere a lot with [her / his / his or her] life or activities?

1. Yes 5. No

H38. (CATI) (During your childhood, before you were 18 years old), did [your / (your)] [[LOOP 1: [[H34A] / this person] LOOP 2: [[H34B] / this person]]] use illegal street drugs or abuse prescription medications?

(WEB) During your childhood, before you were 18, did [your] [LOOP 1: [[[H34A] / the person who spent the most time raising you] / LOOP 2: [[H34B] / the other person who raised you]]] use illegal street drugs or abuse prescription medications?

1. Yes 5. No → GO TO H39

↓

H38A. (CATI) [Page 66](#)

Before you were 18, was this during all, most, some, or only a little of your childhood?

1. All 2. Most 3. Some 4. Only a little

(WEB) Was this during ...?

1. All of your childhood 2. Most of your childhood

3. Some of your childhood 4. Only a little of your childhood

H38B. (CATI) (Before you were 18,) did [she / he / he or she] ever get professional treatment for [her / his / his or her] drug use?

(WEB) Did [she / he / he or she] ever get professional treatment for [her / his / his or her] drug use?

1. Yes 5. No

H38C. (CATI) (Before you were 18,) was [she / he / he or she] ever hospitalized for [her / his / his or her] drug use?

(WEB) Was [she / he / he or she] ever hospitalized for [her / his / his or her] drug use?

1. Yes 5. No

H38D. (CATI) (Before you were 18,) did [her / his / his or her] drug use interfere a lot with [her / his / his or her] life or activities?

(WEB) Did [her / his / his or her] drug use interfere a lot with [her / his / his or her] life or activities?

1. Yes 5. No

H39. (CATI) (During your childhood, before you were 18 years old), did [your / (your)] [[LOOP 1: [[H34A] / this person] LOOP 2: [[H34B] / this person]]] ever have any other psychological, developmental or behavioral conditions?

(WEB) During your childhood, before you were 18, did [your] [LOOP 1: [[[H34A] / the person who spent the most time raising you] / LOOP 2: [[H34B] / the other person who raised you]]] ever have any other psychological, developmental or behavioral conditions?

1. Yes 5. No → GO TO H40

↓

H39A. (CATI) What condition(s) did [she / he / he or she] have?

- PROBE: Any others?

(WEB) What condition(s) did [your] [mother / step-mother / [H34(A/B)F[N]RSPEC] / father / step-father / [H34(A/B)M[N]RSPEC] / the person who spent the most time raising you / the other person who raised you] have?

H39B. (CATI) [Page 66](#)

Before you were 18, was this during all, most, some, or only a little of your childhood?

1. All 2. Most 3. Some 4. Only a little

(WEB) Was this during ...?

- | | |
|---------------------------|------------------------------------|
| 1. All of your childhood | 2. Most of your childhood |
| 3. Some of your childhood | 4. Only a little of your childhood |

H39C. (CATI) (Before you were 18,) did [she / he / he or she] ever get professional treatment for [her / his / his or her] condition(s)?

(WEB) Did [she / he / he or she] ever get professional treatment for [her / his / his or her] condition(s)?

- | | |
|--------|-------|
| 1. Yes | 5. No |
|--------|-------|

H39D. (CATI) (Before you were 18,) was [she / he / he or she] ever hospitalized for [her / his / his or her] condition(s)?

(WEB) Was [she / he / he or she] ever hospitalized for [her / his / his or her] condition(s)?

- | | |
|--------|-------|
| 1. Yes | 5. No |
|--------|-------|

H39E. (CATI) (Before you were 18,) did [her / his / his or her] condition(s) interfere a lot with [her / his / his or her] life or activities?

(WEB) Did [her / his / his or her] condition(s) interfere a lot with [her / his / his or her] life or activities?

- | | |
|--------|-------|
| 1. Yes | 5. No |
|--------|-------|

H40. (CATI) (During your childhood, before you were 18 years old), did [your / (your)] [[LOOP 1: [[H34A] / this person/ LOOP 2: [[H34B] / this person]]] serve time or was [she / he / he or she] sentenced to serve time in a prison, jail, or other correctional facility?

(WEB) During your childhood, before you were 18 years old, did [your] [LOOP 1: [[H34A] / the person who spent the most time raising you] / LOOP 2: [[H34B] / the other person who raised you]] serve time or was [she / he / he or she] sentenced to serve time in a prison, jail, or other correctional facility?

- | | |
|--------|-------|
| 1. Yes | 5. No |
|--------|-------|

END H35_H40

H41CKPT. CAI Checkpoint: Number of People Who Raised R

1. One Person Raised R (H32=1)	5. Two People Raised R (H32=2)	→ Repeat H35–H40; Then GO TO H42CKPT
↓		

H42CKPT. CAI Checkpoint: Whether the 2 People Who Raised R Were Married or Living As Married

1. Married or Living As Married (H33=Yes)	5. All Others	→ GO TO H43
↓		

H42. (CATI) Did [your / (your)] [[LOOP 1: [[H34A] / this person/ LOOP 2: [[H34B] / this person]]] separate or divorce during your childhood, that is, before you were 18 years old?

(WEB) During your childhood, before you were 18 years old, did [your] [[LOOP 1: [[H34A] / the person who spent the most time raising you] / LOOP 2: [[H34B] / the other person who raised you]] and [your] [[LOOP 1: [[H34A] / the person who spent the most time raising you] / LOOP 2: [[H34B] / the other person who raised you]] separate or divorce during your childhood?

- | | |
|--------|-------|
| 1. Yes | 5. No |
|--------|-------|

H43, H44, H45, H46, H47

(CATI) H43. [Page 67](#)

Before you were 18 years old, how often did [ONE PERSON RAISED R: [H34A=1-3, 6-8: your [H34A] / H34A=4, 5, 9, 10: (your) [H34A] / H34A=DK/RF: the person who raised you] and another adult TWO PEOPLE RAISED R: [H34A=1-3, 6-8: your [H34A] / H34A=4, 5, 9, 10: (your) [H34A] and [H34B=1-3, 6-8: your [H34B] / H34B=4, 5, 9, 10: (your) [H34B] / H34A=DK/RF and H34B=DK/RF: the 2 people who raised you] swear at each other, insult each other, or put each other down? Would you say often, sometimes, not very often, or never?

- If R says only one parent did this, PROBE: Would you say this happened often, sometimes, not very often, or never?
- Whatever it means to you IS allowed

1. Often 2. Sometimes 3. Not very often 4. Never

H44.  Page 67

(Before you were 18 years old, how often did [your/(your)] [[H34A] and [your/(your)] [H34B] / [the 2 people who raised you]] push, grab, or shove each other?

(Would you say often, sometimes, not very often, or never?)

- If R says only one parent did this, PROBE: Would you say this happened often, sometimes, not very often, or never?
- Whatever it means to you IS allowed

1. Often 2. Sometimes 3. Not very often 4. Never

H45.  Page 67

(Before you were 18 years old, how often [your/(your)] [[H34A] and [your/(your)] [H34B] / [the 2 people who raised you]] throw something at each other?

(Would you say often, sometimes, not very often, or never?)

- If R says only one parent did this, PROBE: Would you say this happened often, sometimes, not very often, or never?
- Whatever it means to you IS allowed

1. Often 2. Sometimes 3. Not very often 4. Never

H46.  Page 67

(Before you were 18 years old, how often did [your/(your)] [[H34A] and [your/(your)] [H34B] / [the 2 people who raised you]] slap or hit each other?

(Would you say often, sometimes, not very often, or never?)

- If R says only one parent did this, PROBE: Would you say this happened often, sometimes, not very often, or never?
- Whatever it means to you IS allowed

1. Often 2. Sometimes 3. Not very often 4. Never

H47.  Page 67

(Before you were 18 years old, how often did [your/(your)] [[H34A] and [your/(your)] [H34B] / [the 2 people who raised you]] physically harm each other in any other way?

(Would you say often, sometimes, not very often, or never?)

- If R says only one parent did this, PROBE: Would you say this happened often, sometimes, not very often, or never?
- Whatever it means to you IS allowed

1. Often 2. Sometimes 3. Not very often 4. Never

(WEB) Before you were 18 years old, how often did [your] [[H34A] and [your] [H34B] / [the 2 people who raised you]] do each of the following to EACH OTHER?

Often Sometimes Not very often Never

H43. Swear at each other, insult each other, or put each other down

1	2	3	4
1	2	3	4
1	2	3	4
1	2	3	4
1	2	3	4

H44. Push, grab, or shove each other

H45. Throw something at each other

H46. Slap or hit each other

H47. Physically harm each other in any other way

SECTION_H_RAISEPEOPLE.H48_H55[1-2] [1]=[H34A], [2]=[H34B]

H48, H49, H50, H51, H52

(CATI) H48. [Page 67](#)

Before you were 18 years old, how often did [your / (your)] [[LOOP 1: [[H34A] / the person who spent the most time raising you] / LOOP 2: [[H34B] / the other person who raised you]] swear at you, insult you, or put you down? Would you say often, sometimes, not very often, or never?

- [Whatever it means to you IS allowed](#)

1. Often	2. Sometimes	3. Not very often	4. Never
----------	--------------	-------------------	----------

H49. [Page 67](#)

(Before you were 18 years old, how often did [your / (your)] [[LOOP 1: [[H34A] / the person who spent the most time raising you] / LOOP 2: [[H34B] / the other person who raised you]]) push, grab, or shove you?

(Would you say often, sometimes, not very often, or never?)

- [Whatever it means to you IS allowed](#)

1. Often	2. Sometimes	3. Not very often	4. Never
----------	--------------	-------------------	----------

H50. [Page 67](#)

(Before you were 18 years old, how often did [your / (your)] [[LOOP 1: [[H34A] / the person who spent the most time raising you] / LOOP 2: [[H34B] / the other person who raised you]]) throw something at you?

(Would you say often, sometimes, not very often, or never?)

- [Whatever it means to you IS allowed](#)

1. Often	2. Sometimes	3. Not very often	4. Never
----------	--------------	-------------------	----------

H51. [Page 67](#)

(Before you were 18 years old, how often did [your / (your)] [[LOOP 1: [[H34A] / the person who spent the most time raising you] / LOOP 2: [[H34B] / the other person who raised you]]) slap or hit you?

(Would you say often, sometimes, not very often, or never?)

- [Whatever it means to you IS allowed](#)

1. Often	2. Sometimes	3. Not very often	4. Never
----------	--------------	-------------------	----------

H52. [Page 67](#)

(Before you were 18 years old, how often did [your / (your)] [[LOOP 1: [[H34A] / the person who spent the most time raising you] / LOOP 2: [[H34B] / the other person who raised you]]) physically harm you in any other way?

(Would you say often, sometimes, not very often, or never?)

- [Whatever it means to you IS allowed](#)

1. Often	2. Sometimes	3. Not very often	4. Never
----------	--------------	-------------------	----------

(WEB) Before you were 18, how often did [your] [[LOOP 1: [[H34A] / the person who spent the most time raising you] / LOOP 2: [[H34B] / the other person who raised you]] do each of the following to YOU?

H48. Swear at you, insult you, or put you down

Often	Sometimes	Not very often	Never
1	2	3	4

H49. Push, grab, or shove you

1	2	3	4
---	---	---	---

H50. Throw something at you


1	2	3	4
---	---	---	---

H51. Slap or hit you

1	2	3	4
---	---	---	---

H52. Physically harm you in any other way

1	2	3	4
---	---	---	---

H53. (CATI)  Page 68


(Before you were 18 years old), how emotionally close were you with [your / (your)] [[LOOP 1: [[H34A] / the person who spent the most time raising you] / LOOP 2: [[H34B] / the other person who raised you]]? Would you say very, somewhat, not very, or not at all?

- Whatever it means to you IS allowed

(WEB) During your childhood, before you were 18 years old:

How emotionally close were you with [your] [[LOOP 1: [[H34A] / the person who spent the most time raising you] / LOOP 2: [[H34B] / the other person who raised you]]?

1. Very	2. Somewhat	3. Not very	4. Not at all
---------	-------------	-------------	---------------

H54. (CATI)  Page 69

(Before you were 18 years old), how much love and affection did [your / (your)] [[LOOP 1: [[H34A] / the person who spent the most time raising you] / LOOP 2: [[H34B] / the other person who raised you]] give you? (Would you say a lot, some, a little, or not at all?)

- Whatever it means to you IS allowed

(WEB) How much love and affection did [your] [[LOOP 1: [[H34A] / the person who spent the most time raising you] / LOOP 2: [[H34B] / the other person who raised you]] give you?

1. A lot	2. Some	3. A little	4. Not at all
----------	---------	-------------	---------------

H55. (CATI)  Page 69

(Before you were 18 years old), how much effort did [your / (your)] [[LOOP 1: [[H34A] / the person who spent the most time raising you] / LOOP 2: [[H34B] / the other person who raised you]] put into watching over you and making sure you had a good upbringing? (Would you say a lot, some, a little, or not at all?)

- Whatever it means to you IS allowed

(WEB) How much effort did [your] [[LOOP 1: [[H34A] / the person who spent the most time raising you] / LOOP 2: [[H34B] / the other person who raised you]] put into watching over you and making sure you had a good upbringing?

1. A lot	2. Some	3. A little	4. Not at all
----------	---------	-------------	---------------


END H48_H55

H56CKPT. CAI Checkpoint: Number of People Who Raised R

1. One Person Raised R (H32=1)	5. Two People Raised R (H32=2)	→ Repeat H48-H55; Then GO TO H56
↓		

END RAISESPEOPLE

H56, H57

(CATI) H56.  Page 70

Before you were 18, how often was there someone to take care of you and protect you? Would you say often, sometimes, not very often, or never?

- Whatever it means to you IS allowed

1. Often	2. Sometimes	3. Not very often	4. Never
----------	--------------	-------------------	----------

H57.  Page 70

(Before you were 18,) how often was there someone to take you to the doctor if you needed it?
(Would you say often, sometimes, not very often, or never?)

- Whatever it means to you IS allowed

1. Often 2. Sometimes 3. Not very often 4. Never

(WEB) Before you were 18 years old, how often was there someone: Often Sometimes Not very often Never


H56. To take care of you and protect you

1	2	3	4
---	---	---	---

H57. To take you to the doctor if you needed it

1	2	3	4
---	---	---	---

H58, H59

(CATI) H58.  Page 70

(Before you were 18,) how often did you not have enough to eat? Would you say often, sometimes, not very often, or never?

- Whatever it means to you IS allowed

1. Often 2. Sometimes 3. Not very often 4. Never

H59.  Page 70

(Before you were 18,) how often did you not have a safe place to stay?
(Would you say often, sometimes, not very often, or never?)

- Whatever it means to you IS allowed

1. Often 2. Sometimes 3. Not very often 4. Never

(WEB) Before you were 18 years old, how often was there: Often Sometimes Not very often Never

H58. Enough to eat

1	2	3	4
---	---	---	---

H59. A safe place to stay

1	2	3	4
---	---	---	---

Medical Home, Transition to Adult Health Care

H60A. (CATI) Is there a place you usually go when you are sick or need routine care, such as a physical examination or checkup?

- IF needed, PROBE: This includes in person and telemedicine visits

(WEB) Is there a place you USUALLY go when you are sick or need routine care, such as a physical examination or checkup?

This includes in person and telemedicine visits.

1. Yes 5. No

H60B. (CATI/WEB)  Page 71

When you are sick or need routine care, where do you usually go?

- READ list if needed or R is not using the Response Booklet, pausing after each option to allow R to respond

1. Doctor's office or health center

2. Walk-in clinic, urgent care center, or retail clinic in a pharmacy or grocery store

3. Emergency room

4. VA Medical Center or VA outpatient clinic

5. Some other place

6. Do not go to the same place most often

H60C. (CATI/WEB) Do you have a health care provider such as a doctor, nurse practitioner, or physician assistant who is your primary care provider?

1. Yes 5. No

H60D. (CATI/WEB)  [Page 72](#)

What type of health care provider do you usually see when you are sick or need routine care?

- [READ list if needed or R is not using the Response Booklet, pausing after each option to allow R to respond](#)

1. A doctor or nurse who treats only children, teenagers, or young adults GO TO H60E

2. A doctor or nurse who treats only adults

GO TO H60FCKPT

3. A doctor or nurse who treats patients of all ages

H60E. (CATI/WEB) Has your health care provider talked with you about eventually seeing doctors or other health care providers who treat adults?


1. Yes 5. No

H60FCKPT. CAI Checkpoint: R Age

1. R is 18-25 Years Old (RAGE=18-25) 5. All Others → GO TO H60



H60F, H60G, H60H, H60I, H60J, H60K

H60F. (CATI)  [Page 73](#)

(How much responsibility do you currently take for...)

Choosing which doctor or health care facility to visit about your health?


(Would you say a parent or caregiver is completely responsible for this, responsibility is shared between you and a parent or caregiver, or you are completely responsible for this?)

1. A parent or caregiver is completely responsible for this

2. Responsibility is shared between me and a parent or caregiver

3. I am completely responsible for this

5. Does not apply (VOL)

H60G. (CATI)  [Page 73](#)

(How much responsibility do you currently take for...)

Deciding when to see a doctor or health care provider about your health?


(Would you say a parent or caregiver is completely responsible for this, responsibility is shared between you and a parent or caregiver, or you are completely responsible for this?)

1. A parent or caregiver is completely responsible for this

2. Responsibility is shared between me and a parent or caregiver

3. I am completely responsible for this

5. Does not apply (VOL)


H60H. (CATI)  [Page 73](#)

(How much responsibility do you currently take for...)

Making, keeping, and cancelling medical appointments?

(Would you say a parent or caregiver is completely responsible for this, responsibility is shared between you and a parent or caregiver, or you are completely responsible for this?)

- 1. A parent or caregiver is completely responsible for this
- 2. Responsibility is shared between me and a parent or caregiver
- 3. I am completely responsible for this
- 5. Does not apply (VOL)


H60I. (CATI)  Page 73

(How much responsibility do you currently take for...)

Managing prescriptions and medications?

(Would you say a parent or caregiver is completely responsible for this, responsibility is shared between you and a parent or caregiver, or you are completely responsible for this?)

- 1. A parent or caregiver is completely responsible for this
- 2. Responsibility is shared between me and a parent or caregiver
- 3. I am completely responsible for this
- 5. Does not apply (VOL)


H60J. (CATI)  Page 73

(How much responsibility do you currently take for...)

Talking with health care providers?

(Would you say a parent or caregiver is completely responsible for this, responsibility is shared between you and a parent or caregiver, or you are completely responsible for this?)

- 1. A parent or caregiver is completely responsible for this
- 2. Responsibility is shared between me and a parent or caregiver
- 3. I am completely responsible for this
- 5. Does not apply (VOL)

H60K. (CATI)  Page 73

(How much responsibility do you currently take for...)

Arranging payment for health care or medications?

(Would you say a parent or caregiver is completely responsible for this, responsibility is shared between you and a parent or caregiver, or you are completely responsible for this?)

- 1. A parent or caregiver is completely responsible for this
- 2. Responsibility is shared between me and a parent or caregiver
- 3. I am completely responsible for this
- 5. Does not apply (VOL)

(WEB) How much responsibility do you currently take for the following?

	A parent or caregiver is completely responsible for this	Responsibility is shared between me and a parent or caregiver	I am completely responsible for this	Does not apply
H60F. Choosing WHICH doctor or health care facility to visit about your health?	1	2	3	5
H60G. Deciding WHEN TO SEE a doctor or health care provider about your health?	1	2	3	5

H60H. Making, keeping, and cancelling medical appointments?	1	2	3	5
H60I. Managing prescriptions and medications?	1	2	3	5
H60J. Talking with health care providers?	1	2	3	5
H60K. Arranging payment for health care or medications?	1	2	3	5

Checkups, Accidents, Hospital Stays

H60. (CATI) Now let's talk about your health as of recently. In the last 12 months, did you go to the doctor for a checkup?
(WEB) In the LAST 12 MONTHS, did you go to the doctor for a checkup?

H61. (CATI) In the last 12 months, did you go to the dentist for a checkup?
(WEB) In the LAST 12 MONTHS, did you go to the dentist for a checkup?

H62. (CATI) Have you had any major injuries in the last two years that required you to go to the hospital emergency room?
(WEB) Have you had any major injuries in the LAST TWO YEARS that required you to go to the hospital emergency room?

→ GO TO H65CKPT



SECTION_H.H63B [1- 3]= Which injury

H63. (CATI) In what year was [LOOP 1: your most recent / ALL OTHERS: the (next/other)] injury?

Enter Year: [P2YEAR]-[CURRENTYEAR]

Enter 9996: [P2YEAR]-[CURRENTYEAR], DK which year

(WEB) In what year was [LOOP 1: your most recent / ALL OTHERS: this] injury?

H63SPEC. (CATI) What was that injury?

(WEB) What was that injury?

H64. (CATI) Have you had any other major injuries in the last two years (that required you to go to the hospital emergency room)?

(WEB) Have you had any other major injuries in the LAST TWO YEARS that required you to go to the hospital emergency room?

→ Repeat H63 – H63SPEC; MAX =3;

Then GO TO H65CKPT



END H63B

H65CKPT. CAI Checkpoint: Whether R is PSID Head/Spouse/Partner or OFUM

1. RP/SP (PRELOAD.HWQW=1, 2, 3) → GO TO H82	2. OFUM (PRELOAD.HWQW=4) ↓
---	-------------------------------

H65. (CATI/WEB) Were you a patient in a hospital overnight or longer at any time during [PYEAR]?

1. Yes 5. No → GO TO H68



H66, H67

(CATI) H66. How long were you in a hospital altogether in [PYEAR]?

- ENTER amount here, then SELECT unit of time on next screen (Nights, Weeks)

1 – [52 / 365] DK/RF → GO TO H68



H67. The amount entered is: [H66]

- SELECT the unit of time below

1. Nights 2. Weeks CHECK: The number entered must be from 1 to [365 / 52].

(WEB) H66, H67. How long were you in a hospital altogether in [PYEAR]?

1 – [52 / 365]	1. Nights	SIGNAL: Please select a unit of time.
	2. Weeks	CHECK: Please enter a number from 1 to [365 / 52].

Health Care Coverage


H68. (CATI) Next, please think about your health insurance, including coverage obtained through employment, or purchased directly, or through a government program like Medicare and Medicaid. Do you currently have health insurance or health care coverage?

- [D46=HEALTH PLAN: IF needed: Including the health insurance you receive through [EMPLOYER].]

(WEB) Do you currently have health insurance or health care coverage? This includes coverage obtained through employment, or purchased directly, or through a government program like Medicare and Medicaid.

1. Yes 5. No; DK/RF/NA → GO TO H74



H69. (CATI)  Page 74

What is the source of your health insurance or health care coverage -- is it provided through an employer, privately purchased, a government program like Medicare or Medicaid, or what?

- IF needed/IF R mentions the name of the provider: Is it provided through an employer, privately purchased, a government program like Medicare or Medicaid, or what?
- IF R mentions government plan: Is that Medicare, Medi-gap, Medicaid or a state program, military provided such as Tricare, ChampUS or ChampVA, Indian health insurance, or some other plan?
- IF needed (if Affordable Care Act/Obamacare/Health Insurance mentioned): Was that a privately purchased health insurance plan or Medicaid/[STATEMEDPROG]/[SCHIPNAME]?
- IF R mentions that they are on their parent's insurance plan, but do not know what kind, ENTER [97]
- ENTER all that apply
- PROBE: Any others?

1. Health insurance through R's/someone else's current or former employer	
2. Health insurance purchased privately	3. Medicare
4. Medi-Gap/Supplemental	5. Medicaid/[STATEMEDPROG]/[SCHIPNAME]
6. Military Health Care/Tricare (Active duty)	7. TRICARE/CHAMPUS/CHAMPVA (Dependents, veterans)
8. Indian Health Insurance	9. Other state-sponsored plan (not Medicaid)

10. Other government program	11. Veterans Administration (VA)
97. Other-specify	

H69 SIGNAL- MEDICARE/MEDICAID NOT SELECTED: *IWER: READ QUESTION TO VERIFY MEDICARE AND/OR MEDICAID COVERAGE: How about [[Medicare,] [Medicaid, [STATEMEDPROG] and [SCHIPNAME]] / [Medicare and] [Medicaid]]? (Do you have (this / any of these) health insurance(s) now?) IF "YES, ENTER [Close] or [Goto] to make Medicare / Medicaid selection(s). IF "NO", "DK", "RF", ENTER [Suppress] to go forward with interview.*

(WEB) What kind of health insurance or health care coverage do you have?

Please select all that apply.

1. Health insurance through your or someone else's current or former employer	
2. Health insurance purchased privately	3. Medicare
4. Medi-Gap/Supplemental	5. Medicaid/[STATEMEDPROG]/[SCHIPNAME]
6. Military Health Care/Tricare (Active duty)	7. TRICARE/CHAMPUS/CHAMPVA (Dependents, veterans)
8. Indian Health Insurance	9. Other state-sponsored plan (not Medicaid)
10. Other government program	11. Veterans Administration (VA)
97. Other	

H69SPEC Rule: H69 Selection

H69=Other ASK H69SPEC	H69=Employer Provided ASK H70	H69=Privately Purchased ASK H71	All Others → GO TO H74
--------------------------	----------------------------------	------------------------------------	------------------------

PSID H61ESPEC

H69SPEC. (CATI) Could you tell me a little more about that other [H69=9: plan / H69=10: program / H69=97: plan or program]?

[Health Plan\(s\) Selected:](#)

[H69]

(WEB) Could you tell me a little more about that other [H69=9: plan / H69=10: program / H69=97: plan or program]?

String 100 → ASK H70 IF H69=1; ASK H71 IF H69=2; ALL OTHERS, GO TO H74

PSID H61F

H70. (CATI) Whose employer provides your health insurance?

[Health Plan\(s\) Selected:](#)

[H69]

- ENTER all that apply
- PROBE: Any others?

1. Respondent [CYNAMF CYNAML]	→ GO TO H71 IF H69=2; ALL OTHERS, GO TO H74
2. Parent/Stepparent of [CYNAMF CYNAML]	→ ASK H70A
3. Spouse or domestic partner of [CYNAMF CYNAML]	→ ASK H70B
7. Other person -specify (H70SPEC. Who is that (other person) whose employer provides your health insurance? (String 100))	→ ASK H70C
DK/RF	→ GO TO H71 IF H69=2; ALL OTHERS, GO TO H74

(WEB) Whose EMPLOYER provides your health insurance?

Please select all that apply.

1. My employer	→ ASK H71 IF H69=2; ALL OTHERS, GO TO H74
----------------	---

2. My parent's or stepparent's employer → ASK H70A

3. My spouse or domestic partner's employer → ASK H70B

7. Someone else's employer – *Please specify:* (H70SPEC (String 100)) → ASK H70C

NA → GO TO H71 IF H69=2; ALL OTHERS, GO TO H74

H70A. (CATI) Is your parent or stepparent living with you?
(WEB) Is your parent or stepparent LIVING WITH you?

1. Yes 5. No

H70B. (CATI) Is your spouse or domestic partner living with you?
(WEB) Is your spouse or domestic partner LIVING WITH you?

1. Yes 5. No

H70C. (CATI) Is (that person/ ^H70SPEC) living with you?
(WEB) Is this person (^H70SPEC) LIVING WITH you?

1. Yes 5. No

PSID H61G

H71. (CATI) Who is the policy holder on your private health insurance?

[Health Plan\(s\) Selected:](#)

[H69]

- ENTER all that apply
- PROBE: Any others?
- IF needed: The policy holder is the person who purchased the insurance; other family members who are covered are called dependents.

1. Respondent [CYNAMF CYNAML] → GO TO H74

2. Parent/Stepparent of [CYNAMF CYNAML] → ASK H71A

4. Spouse or domestic partner of [CYNAMF CYNAML] → ASK H71C

3. Other person -specify (H71SPEC. Who is that (other person) who is the policy holder on your health insurance? (String 100)) → ASK H71B

DK/RF → GO TO H74

(WEB) Who is the policy holder on your private health insurance?

Please select all that apply.

1. I am → GO TO H74

2. A parent or stepparent → ASK H71A

4. My spouse or domestic partner → ASK H71C

3. Someone else – *Please specify:* (H71SPEC (String 100)) → ASK H71B

NA → GO TO H74

H71A. (CATI) Is your parent or stepparent living WITH you?
(WEB) Is your parent or stepparent LIVING WITH you?

1. Yes 5. No

H71B. (CATI) Is (that person/[H71SPEC]) living with you?
 (WEB) Is this person ([H71SPEC] LIVING WITH you?)

H71C. (CATI) Is your spouse or domestic partner living with you?
 (WEB) Is your spouse or domestic partner LIVING WITH you?

PSID H61K

H74. (CATI/WEB) Did you go without health insurance at any time during [P2YEAR] or [PYEAR]?

→ GO TO H77



PSID H61M

H75. (CATI) For how many months in [P2YEAR] were you uninsured?

(WEB) For how many months in [P2YEAR] were you uninsured?

Months CHECK: Please enter a number from 0 to 12.

PSID H61N

H76. (CATI) (For how many months) in [PYEAR] (were you uninsured)?

(WEB) For how many months in [PYEAR] were you uninsured?

Months CHECK: Please enter a number from 0 to 12.

Weight and Height

H77, H77KILO, H78FT, H78IN, H78METER

(CATI) PSID H22

H77. About how much do you weigh?

- ENTER weight in pounds or press [Enter] to continue to next screen for kilograms
- ROUND DOWN for fractions less than ½ (0.5)
- ROUND UP for fractions ½ (0.5) or more

→ GO TO H78FT SIGNAL for H77>400: Interviewer Checkpoint: You have entered R's weight as [H77] pounds. Without asking R, If this is correct, select SUPPRESS to continue. If this is not correct, select CLOSE and correct H77.



PSID H22Kilo

H77KILO. (About how much do you weigh?)

- ENTER weight in kilograms
- If more than 180 kilograms, ENTER [180]

PSID H23FT

H78FT. How tall are you?

- ENTER height in feet and inches or press [Enter] to continue to next screen for meters



PSID H23Meter

→ GO TO H79



PSID H23IN

H78METER. (How tall are you?)

- ENTER height in meters

H78IN. (How tall are you?)

[H78FT] feet, ____ inches

- ROUND DOWN for fractions less than $\frac{1}{2}$ (0.5)
- ROUND UP for fractions $\frac{1}{2}$ (0.5) or more

(WEB) H77, H77KILO, H78FT, H78IN, H78METER. Please enter your height and weight.

default version

Height

Feet

To enter metric units instead, click here.

Inches

Weight

Pounds

alternate version

Height

Meters

To enter standard units instead, click here.

Weight

Kilograms

CHECK: Please enter a number from [Pounds: 50 to 999 / Kilos: 36.0 to 453.2 / Meters: 0.60 to 3.03].

Sleeping

H82. (CATI) How many hours do you usually sleep in a 24-hour period?

(WEB) How many hours do you usually sleep in a 24-hour period?

CHECK: "0" is not allowed.

Mental Health

H83A, H83B, H83C, H83D, H83E, H83F

(CATI) H83A. [Page 75](#)

Now I would like to ask you some questions about how you have been feeling. During the past 30 days, how often did you feel nervous?

Would you say all of the time, most of the time, some of the time, a little of the time, or none of the time?

H83B. [Page 75](#)

(During the past 30 days, how often did you...)

Feel hopeless?

(Would you say all of the time, most of the time, some of the time, a little of the time, or none of the time?)

H83C. [Page 75](#)

(During the past 30 days, how often did you...)

Feel restless or fidgety?

(Would you say all of the time, most of the time, some of the time, a little of the time, or none of the time?)

1. All of the time 2. Most of the time 3. Some of the time 4. A little of the time 5. None of the time

H83D.  Page 75

(During the past 30 days, how often did you...)

Feel that everything was an effort?

(Would you say all of the time, most of the time, some of the time, a little of the time, or none of the time?)

1. All of the time 2. Most of the time 3. Some of the time 4. A little of the time 5. None of the time

H83E.  Page 75

(During the past 30 days, how often did you...)

Feel so sad nothing could cheer you up?

(Would you say all of the time, most of the time, some of the time, a little of the time, or none of the time?)

1. All of the time 2. Most of the time 3. Some of the time 4. A little of the time 5. None of the time

H83F.  Page 75

(During the past 30 days, how often did you...)

Feel worthless?

(Would you say all of the time, most of the time, some of the time, a little of the time, or none of the time?)


1. All of the time 2. Most of the time 3. Some of the time 4. A little of the time 5. None of the time

(WEB) During the PAST 30 DAYS, how often did you feel each of the following?

	All of the time	Most of the time	Some of the time	A little of the time	None of the time
H83A. Nervous	1	2	3	4	5
H83B. Hopeless	1	2	3	4	5
H83C. Restless or fidgety	1	2	3	4	5
H83D. That everything was an effort	1	2	3	4	5
H83E. So sad nothing could cheer you up	1	2	3	4	5
H83F. Worthless	1	2	3	4	5

H83CKPT. CAI Checkpoint: Whether All H83A–H83F = None of the Time

1. None of the Time (All Items H83A–H83F=5 or NA)	→ GO TO H84	5. All Others
		↓

H83G. (CATI)  Page 76

How much do these feelings usually interfere with your life or activities – a lot, some, a little, or not at all?

(WEB) How much do these feelings usually interfere with your life or activities?

1. A lot 2. Some 3. A little 7. Not at all

H84. (CATI) In the past 12 months, have you had two weeks or longer when nearly every day you felt sad, empty, or depressed for most of the day?

(WEB) In the PAST 12 MONTHS, have you had TWO WEEKS OR LONGER when nearly every day you felt sad, empty, or depressed for most of the day?

1. Yes → GO TO H86CKPT 5. No DK/RF/NA



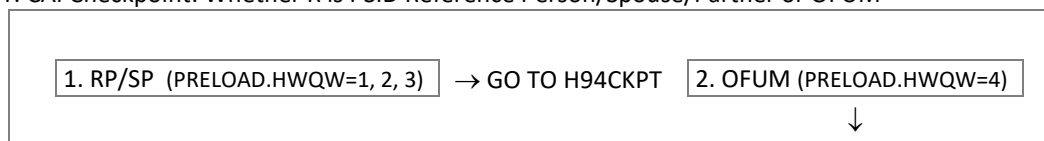
H85. (CATI) In the past 12 months, have you had two weeks or longer when you lost interest in most things like work, hobbies, and other things you usually enjoyed?

(WEB) In the PAST 12 MONTHS, have you had TWO WEEKS OR LONGER when you lost interest in most things like work, hobbies, and other things you usually enjoyed?

1. Yes 5. No

Tobacco and Vaping

H86CKPT. CAI Checkpoint: Whether R is PSID Reference Person/Spouse/Partner or OFUM



PSID H13

H86. (CATI/WEB) Do you smoke cigarettes?

1. Yes 5. No → GO TO H90CKPT



PSID H14

H87. (CATI) On average, how many cigarettes per day do you usually smoke?

- DEFINITION: A standard pack of American cigarettes contains 20 cigarettes

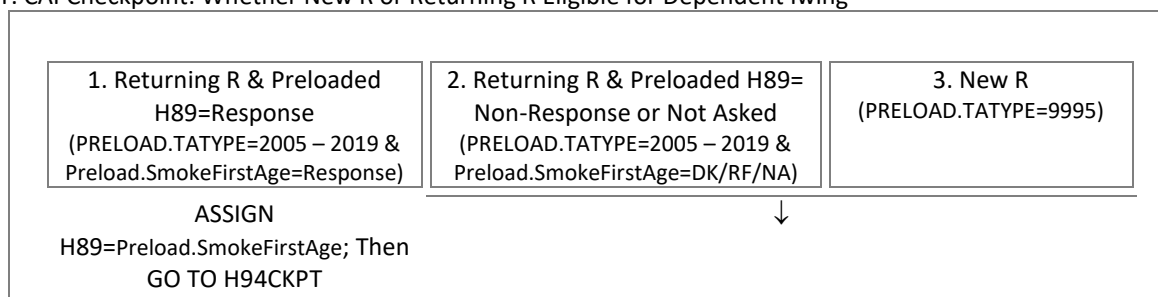
1 – 997 SIGNAL H87 >200: IWER: You entered that R smokes [H87] cigarettes per day. If this is correct, enter ALT-S to continue. If this is not correct, enter ALT-G to go back and correct H87.

(WEB) On average, how many cigarettes per day do you usually smoke?

1 – 996 Cigarettes CHECK: "0" is not allowed.

997. (SP_0a) Less than one cigarette per day

H89CKPT. CAI Checkpoint: Whether New R or Returning R Eligible for Dependent Iwing



PSID H15 modified

H89. (CATI) How old were you when you first smoked cigarettes regularly?

5 – 30 CHECK: Please enter an age from 5 to [RAGE-CURRENT AGE].

95. (SP_0c) I have never smoked regularly

GO TO H94

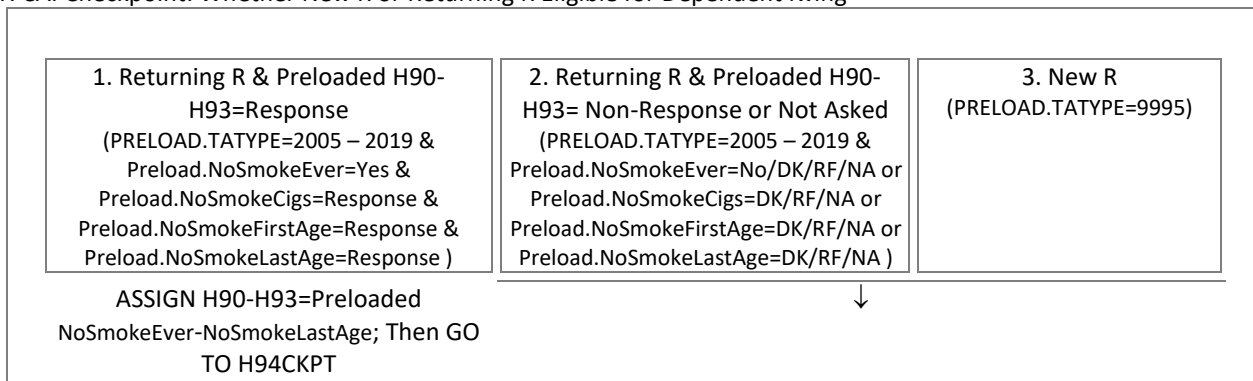
(WEB) How old were you when you first smoked cigarettes regularly?

5 – 30 Age CHECK: Please enter an age from 5 to [RAGE-CURRENT AGE].

95. (SP_0c) I have never smoked regularly

GO TO H94

H90CKPT. CAI Checkpoint: Whether New R or Returning R Eligible for Dependent Iwing



PSID H16

H90. (CATI/WEB) Did you ever smoke cigarettes?

 → GO TO H94


PSID H17

H91. (CATI) On average, how many cigarettes per day did you smoke?

- DEFINITION: A standard pack of American cigarettes contains 20 cigarettes

 SIGNAL H91 >200: IWER: You entered that R smokes [H91] cigarettes per day. If this is correct, enter ALT-S to continue. If this is not correct, enter ALT-G to go back and correct H91.

(WEB) On average, how many cigarettes per day did you smoke?

 Cigarettes CHECK: "0" is not allowed.

PSID H18 modified

H92. (CATI) How old were you when you last smoked cigarettes regularly?

 CHECK: Please enter an age from 5 to [RAGE-CURRENT AGE].

↓ H93

GO TO H94

↓ H93

(WEB) How old were you when you last smoked cigarettes regularly?

 Age CHECK: Please enter an age from 5 to [RAGE-CURRENT AGE].

GO TO H93

 → GO TO H94

PSID H19

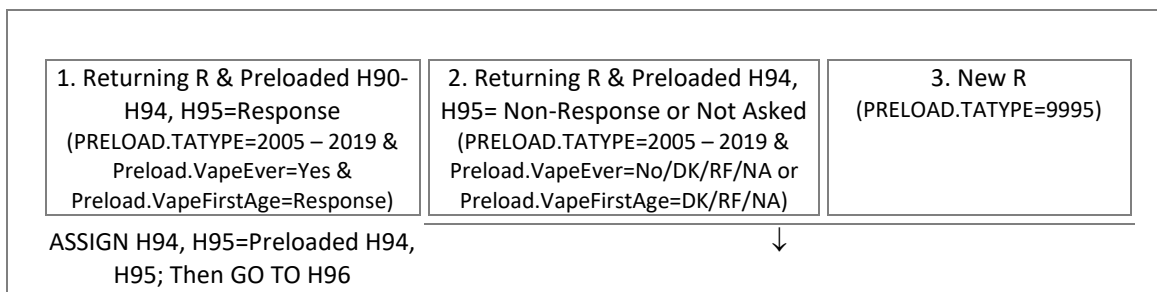
H93. (CATI) How old were you when you first smoked cigarettes regularly?

 CHECK: Please enter an age from 1 to [RAGE-CURRENT AGE].
CHECK: Please enter an age younger than [H92].

(WEB) How old were you when you first smoked cigarettes regularly?

 Age CHECK: Please enter an age from 1 to [RAGE-CURRENT AGE].

H94CKPT. CAI Checkpoint: Whether New R or Returning R Eligible for Dependent Iwing



H94. (CATI) Do you ever vape? This includes vaping nicotine, marijuana, and/or flavoring. (To “vape” is to use a device such as a vape-pen, an e-cigarette, an e-hookah, or e-vaporizer to inhale a mist into the lungs.)

(WEB) Do you ever vape?

To “vape” is to use a device such as a vape-pen, an e-cigarette, an e-hookah, or e-vaporizer to inhale a mist into the lungs.

This includes vaping nicotine, marijuana, and/or flavoring.

→ GO TO H100

↓

H95. (CATI) How old were you when you first vaped regularly?

CHECK: Please enter an age from 5 to [RAGE-CURRENT AGE].

↓ H96

GO TO H100

↓ H96

(WEB) How old were you when you first vaped regularly?

Age CHECK: Please enter an age from 5 to [RAGE-CURRENT AGE].

GO TO H96

→ GO TO H100

H96. (CATI) During the past 30 days, on how many days have you vaped?

→ GO TO H100 → GO TO H100

↓ H97

(WEB) During the past 30 days, on how many days have you vaped?

→ GO TO H100 → GO TO H100

↓

H97, H98, H99

(CATI) H97. [Page 77](#)

On how many occasions have you vaped nicotine during the past 30 days?

H98. [Page 77](#)

On how many occasions have you vaped marijuana during the past 30 days?

H99. [Page 77](#)

On how many occasions have you vaped just flavoring, without any nicotine or marijuana in it, during the past 30 days?

0. 0 occasions	1. 1-2 occasions	2. 3-5 occasions	3. 6-9 occasions
4. 10-19 occasions	5. 20-39 occasions	6. 40 or more occasions	

(WEB) H97. In the PAST 30 DAYS, on how many occasions have you vaped the following?

Nicotine

 ▾

H98. Marijuana

 ▾

H99. Flavoring, without any nicotine or marijuana in it

 ▾

H100. (CATI) Do you ever use chewing tobacco, dipping tobacco or snuff,, or snus?

- Chewing tobacco examples include Redman, Levi Garrett, Beechnut
- Dipping tobacco or snuff examples include Skoal, Skoal Bandits, Copenhagen
- Snus examples include Camel Snus, Marlboro Snus, Skoal Snus

(WEB) Do you ever use chewing tobacco, dipping tobacco or snuff, or snus?

Chewing tobacco includes Redman, Levi Garrett, Beechnut, etc.

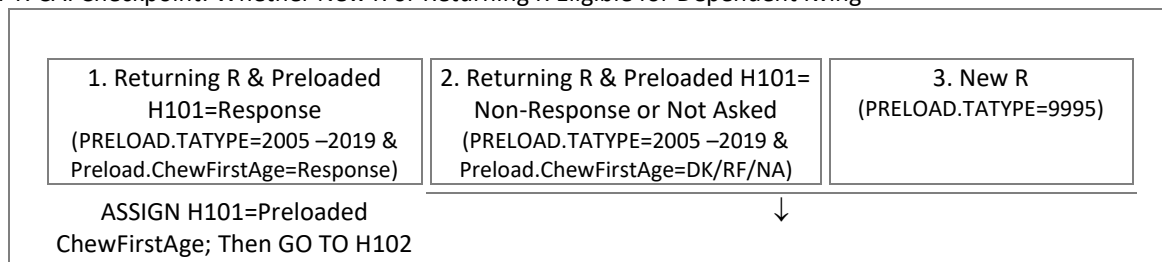
Dipping tobacco or snuff includes Skoal, Skoal Bandits, Copenhagen, etc.

Snus includes Camel Snus, Marlboro Snus, Skoal Snus, etc.

→ GO TO H103CKPT



H101CKPT. CAI Checkpoint: Whether New R or Returning R Eligible for Dependent Iwing



H101. (CATI) How old were you when you first regularly used chewing tobacco, snuff, or snus?

5 – 30	97. (SP_0a) Never used this regularly	→ GO TO H103CKPT	DK/RF	CHECK: Please enter an age from 5 to [RAGE-CURRENT AGE].
↓ H102			↓ H102	

(WEB) How old were you when you first REGULARLY used chewing tobacco, snuff, or snus?

5 – 30	Age	NA	CHECK: Please enter an age from 5 to [RAGE-CURRENT AGE].
GO TO H102			

→ GO TO H103CKPT

H102. (CATI) During the past 30 days, on how many days have you used chewing tobacco, snuff, or snus?

(WEB) During the PAST 30 DAYS, on how many days have you used chewing tobacco, snuff, or snus?

Days CHECK: Please enter a number from 0 to 30.

Alcohol Use

H103CKPT. CAI Checkpoint: Whether R is PSID Reference Person/Spouse/Partner or OFUM

<input type="text" value="1. RP/SP (PRELOAD.HWQW=1,2,3)"/>	→ GO TO H107	<input type="text" value="2. OFUM (PRELOAD.HWQW=4)"/>
		↓

PSID H20

H103. (CATI/WEB) Do you ever drink any alcoholic beverages such as beer, wine, or liquor?

→ GO TO H107



PSID H21A

H104. (CATI) [Page 78](#)

In the last year, on average, how often did you have any alcohol to drink?

Would you say less than once a month, about once a month, several times a month, about once a week, several times a week, or every day?

→ GO TO H107

→ GO TO H107

↓ H105

(WEB) In the LAST YEAR, on average, how often did you have any alcohol to drink?

→ GO TO H107

→ GO TO H107



PSID H21B modified

H105. (CATI) In the last year, on the days you drank, about how many drinks did you have? (By "one drink" I mean one 12-ounce beer, one 4-ounce glass of wine, or one 1-ounce shot of liquor.)

- If R says "Did not drink in the last year", ENTER [0]

SIGNAL H105>25: IWER: You entered that on the days R drank they had [H105] drinks. If this is correct, enter ALT-S to continue. If this is not correct, enter ALT-G to go back and correct H105.

(WEB) In the last year, on the days you drank, about how many drinks did you have?

"One drink" is defined as one 12-ounce beer, one 4-ounce glass of wine, or one 1-ounce shot of liquor.

PSID H21C

H106. (CATI) In the last year, on how many days have you had [R=Male: five / R=FEMALE: four] or more drinks on one occasion? (By "one drink" I mean one 12-ounce beer, one 4-ounce glass of wine, or one 1-ounce shot of liquor.)

- ENTER [0] for "None"

0 – 365

(WEB) In the last year, on how many days have you had [*R=Male: five / R=FEMALE: four*] or more drinks on one occasion?

“One drink” is defined as one 12-ounce beer, one 4-ounce glass of wine, or one 1-ounce shot of liquor.

0 – 365 Days

Drug Use

H107. (CATI) Page 79

The next questions are about medicines and drugs you have tried in your lifetime, even if it was only once. (Look at page 74 of your booklet and just tell me the letters for the ones you have tried (in your lifetime, even if it was just only once)). Please include medicines that were prescribed for you, and medicines or drugs taken that were not prescribed for you. Remember that all of your responses are kept confidential.

- A Marijuana or hashish
- B Cocaine
- C Heroin
- D Narcotics or pain relievers (not including heroin or over-the-counter pain relievers)
- E Diet pills
- F Amphetamines (not including diet pills)
- G Steroids
- H Barbiturates
- I Tranquilizers
- J Hallucinogens
- K Inhalants (not including those used for asthma)
- L None
- M All

- ENTER all that apply
- Verify R’s answers (e.g. “B as in Boy”)
- READ list if needed or R is not using the Response Booklet, pausing after each option to allow R to respond
- PROBE: Any others?

1. Marijuana or hashish (A)	2. Cocaine (B)	3. Heroin (C)	→ GO TO H108
4. Narcotics or pain relievers (not including heroin or over-the-counter pain relievers) (D)			
5. Diet pills (E)	6. Amphetamines (not including diet pills) (F)		
7. Steroids (G)	8. Barbiturates (H)	9. Tranquilizers (I)	
10. Hallucinogens (J)	11. Inhalants (not including those used for asthma) (K)		
96. (SP_0b) All (M)			97. (SP_0a) None (L) DK/RF
			GO TO H114 RULE

CHECK: You cannot select other drugs in conjunctions with “ALL”; CHECK: You cannot select other drugs in conjunctions with “NONE”

(WEB) Which of these medicines and drugs have you tried in your LIFETIME, either prescribed or not prescribed for you, even if it was only once?

Remember that all of your responses are kept confidential.

Please select all that apply.

96. All (SP_0b)	→ GO TO H108		
97. None (SP_0a)	→ GO TO H114 RULE		
1. Marijuana or hashish	2. Cocaine	3. Heroin	→ GO TO H108
4. Narcotics or pain relievers (not including heroin or over-the-counter pain relievers)			
5. Diet pills	6. Amphetamines (not including diet pills)		
7. Steroids	8. Barbiturates	9. Tranquilizers	

10. Hallucinogens	11. Inhalants (not including those used for asthma)
NA	→ GO TO H114 RULE

H108 RULE. Mode of Interview

CATI (MODES=INTERVIEW)	WEB (MODES=SELF)	→ GO TO H109
↓		

H108. [Page 79](#)

- Verify drugs selected; ENTER [1] if correct, or go back to make corrections
- PROBE: So that would be...
- READ list

[A Marijuana or hashish (and)

B Cocaine (and)

C Heroin (and)

D Narcotics or pain relievers (not including heroin or over-the-counter pain relievers) (and)

E Diet pills (and)

F Amphetamines (not including diet pills) (and)

G Steroids (and)

H Barbiturates (and)

I Tranquilizers (and)

J Hallucinogens (and)

K Inhalants (not including those used for asthma)]

- ENTER [1] to continue

1. Continue

SECTION_H.H109_H113[1-11]

H109. (CATI) How old were you when you tried [H107] for the first time?

- ENTER [1] for age less than one year

1 - 30 *SIGNAL H111<10: IWER: You entered that R tried [H107] for the first time at age [H109]. If this is correct, select SUPPRESS to continue. If this is not correct, select CLOSE and correct [H109]. CHECK: Please enter an age from 1 to [RAGE-CURRENT AGE].*

(WEB) How old were you when you tried [H107] for the FIRST TIME?

1 - 30 Age *CHECK: Please enter an age from 1 to [RAGE-CURRENT AGE].*

H110A, H110B, H110C

(CATI) H110A. [Page 80](#)

On how many occasions have you [taken / used] [H107] in your lifetime?

1. 1-2 occasions

2. 3-5 occasions

3. 6-9 occasions

4. 10-19 occasions

5. 20-39 occasions

6. 40 or more occasions

H110B. [Page 81](#)

On how many occasions (if any) have you [taken / used] [H107] in the past 12 months?

0. 0 occasions

→ GO TO H111CKPT

1. 1-2 occasions

2. 3-5 occasions

3. 6-9 occasions

4. 10-19 occasions

5. 20-39 occasions

6. 40 or more occasions

DK/RF

CHECK: H110B cannot be greater than H110A ([H110A]).

↓

H110C. [Page 81](#)

On how many occasions (if any) have you [taken / used] [H107] in the past 30 days?

0. 0 occasions	1. 1-2 occasions	2. 3-5 occasions	3. 6-9 occasions
4. 10-19 occasions	5. 20-39 occasions	6. 40 or more occasions	

CHECK: H110C cannot be greater than [H110B] ([H110B]) / H110A ([H110A])).

(WEB) On how many occasions have you [taken / used] [H107]:

H110A. In your LIFETIME?

 ▾

H110B. In the PAST 12 MONTHS?

 ▾

CHECK: The number of occasions in the past 12 months cannot be more than the number of occasions in your lifetime ([H110A]).

H110C. In the PAST 30 DAYS?

 ▾

CHECK: The number of occasions in the past 30 days cannot be more than the number of occasions in the past 12 months ([H110B]).

H111CKPT. CAI Checkpoint: Whether This Substance is Cocaine, Heroin, Hallucinogens, Inhalants

1. Cocaine, Heroin, Hallucinogens, Inhalants (H107=2, 3, 10, 11)	→ GO TO H114 RULE	5. All Others
		↓

H111. (CATI) Have you ever [taken / used]] [H107] because a doctor told you to use them?

(WEB) Have you ever [taken / used]] [H107] because a doctor TOLD YOU to use them?

 → GO TO H114 RULE


H112, H113

(CATI) H112. [Page 81](#)

In the past 12 months, on how many occasions (if any) have you [taken / used] [H107] on your own without a doctor telling you to [take them/use it]?

0. 0 occasions	→ GO TO H114 RULE		
1. 1-2 occasions	2. 3-5 occasions	3. 6-9 occasions	
4. 10-19 occasions	5. 20-39 occasions	6. 40 or more occasions	DK/RF

CHECK: H112 cannot be greater than H110B ([H110B]).



H113. [Page 81](#)

In the past 30 days, on how many occasions (if any) have you [taken / used] [H107] on your own without a doctor telling you to [take them/use it]?

0. 0 occasions	1. 1-2 occasions	2. 3-5 occasions	3. 6-9 occasions
4. 10-19 occasions	5. 20-39 occasions	6. 40 or more occasions	

CHECK: H113 cannot be greater than [H112] ([H112]) / H110B ([H110B]) / H110C ([H110C])).

(WEB) On how many occasions have you [taken / used] [H107] on your own WITHOUT a doctor telling you to take them:

H112. In the PAST 12 MONTHS?

 ▾

CHECK: The number of without a doctor's permission cannot be more than the number of occasions in total ([H110B]).

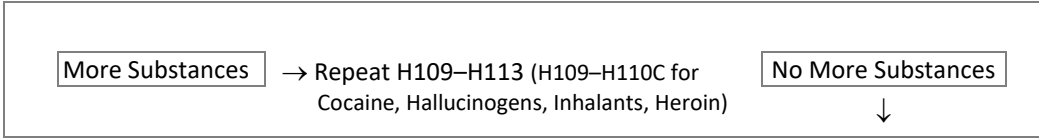
H113. In the PAST 30 DAYS?

 ▾

CHECK: The number of without a doctor's permission cannot be more than the number of occasions in total ([H110B]).

CHECK: The number of occasions in the past 30 days cannot be more than the number of occasions in the past 12 months ([H112]).

H114. Rule: Whether There Are More Substances Selected at H107



END H109_H113

END SECTION_H

Section K: Discrimination and Peer Influence

[TOC](#)

SecK_Start. Whether section started flag.


SecKDone. After a mode switch, flags whether section completed.

SecKLock. After a mode switch, flags whether section locked.


SecKMode. Whether interview completed in WEB or CATI flag.

SECTION_K


Loneliness

K28. (CATI)  [Page 82](#)

How often do you feel that you lack companionship? Would you say hardly ever, some of the time, or often?
(WEB) How often do you feel that you lack companionship?

K29. (CATI)  [Page 82](#)

How often do you feel left out? (Would you say hardly ever, some of the time, or often?)
(WEB) How often do you feel left out?

K30. (CATI)  [Page 82](#)

How often do you feel isolated from others? (Would you say hardly ever, some of the time, or often?)
(WEB) How often do you feel isolated from others?

Discrimination

K1A, K1B, K1C, K1D, K1E, K1F, K1K

(CATI) K1A.  [Page 83](#)

Now I would like to talk about things that can happen in your day-to-day life. In your day-to-day life how often do any of the following things happen to you?

You are treated with less courtesy than other people.

Would you say this never happens to you, happens less than once a year, a few times a year, a few times a month, at least once a week, or almost every day?

- [Whatever it means to you IS allowed](#)

K1B.  [Page 83](#)

(How about...)

You receive poorer service than other people at restaurants or stores.

(Would you say this never happens to you, happens less than once a year, a few times a year, a few times a month, at least once a week, or almost every day?)

- Whatever it means to you IS allowed

1. Never	2. Less than once a year	3. A few times a year
4. A few times a month	5. At least once a week	6. Almost every day

K1C.  Page 83

(How about...)

People act as if they think you are not smart.

(Would you say this never happens to you, happens less than once a year, a few times a year, a few times a month, at least once a week, or almost every day?)

- Whatever it means to you IS allowed

1. Never	2. Less than once a year	3. A few times a year
4. A few times a month	5. At least once a week	6. Almost every day

K1D.  Page 83

(How about...)

People act as if they are afraid of you.

(Would you say this never happens to you, happens less than once a year, a few times a year, a few times a month, at least once a week, or almost every day?)

- Whatever it means to you IS allowed

1. Never	2. Less than once a year	3. A few times a year
4. A few times a month	5. At least once a week	6. Almost every day

K1E.  Page 83

(How about...)

People act as if they think you are dishonest.

(Would you say this never happens to you, happens less than once a year, a few times a year, a few times a month, at least once a week, or almost every day?)

- Whatever it means to you IS allowed

1. Never	2. Less than once a year	3. A few times a year
4. A few times a month	5. At least once a week	6. Almost every day

K1F.  Page 83

(How about...)

People act as if they're better than you are.

(Would you say this never happens to you, happens less than once a year, a few times a year, a few times a month, at least once a week, or almost every day?)

- Whatever it means to you IS allowed

1. Never	2. Less than once a year	3. A few times a year
4. A few times a month	5. At least once a week	6. Almost every day

K1K.  Page 83

(How about...)

You are treated with less respect than other people.

(Would you say this never happens to you, happens less than once a year, a few times a year, a few times a month, at least once a week, or almost every day?)

- Whatever it means to you IS allowed

1. Never	2. Less than once a year	3. A few times a year
----------	--------------------------	-----------------------

4. A few times a month 5. At least once a week 6. Almost every day


(WEB) In your day-to-day life how often do each of the following things happen to you?

	Never	Less than once a year	A few times a year	A few times a month	At least once a week	Almost every day
K1A. You are treated with less courtesy than other people	1	2	3	4	5	6
K1B. You receive poorer service than other people at restaurants or stores	1	2	3	4	5	6
K1C. People act as if they think you are not smart	1	2	3	4	5	6
K1D. People act as if they are afraid of you	1	2	3	4	5	6
K1E. People act as if they think you are dishonest	1	2	3	4	5	6
K1F. People act as if they're better than you are	1	2	3	4	5	6
K1K. You are treated with less respect than other people	1	2	3	4	5	6

K1LCKPT. CAI Checkpoint: Number of K1A–K1K Items Endorsed

1. All Items K1A–K1K = Never, Less Than Once a Year, DK/RF → GO TO K2A 5. All Others



K1L. (CATI)  Page 84

(Look at page 79 of your booklet and just tell me the letter that corresponds to your response.) We've talked about a number of things that may happen to you in your day-to-day life. Overall, what do you think the reasons are for [1 K1A-K1K ENDORSED: this experience / ALL OTHERS: these experiences]?

- ENTER all that apply
- Whatever it means to you IS allowed
- READ list if needed or R is not using the Response Booklet, pausing after each option to allow R to respond
- PROBE: Any others?

1. Your race, ethnicity, national origins, or ancestry (A)	2. Your gender (B)	4. Your age (C)
5. Your height or weight (D)	6. Some other aspect of your physical appearance (E)	
7. Your religion (F)	8. Your sexual orientation (G)	9. Your occupation (H)
97. Other-specify (I) (K1LSPEC. Specify (String 500))		
↓ K1M RULE		
DK/RF		
GO TO K2A		

(WEB) Overall, what do you think the reasons are for [1 K1A-K1K ENDORSED: this experience / ALL OTHERS: these experiences]?

Please select all that apply.

1. Your race, ethnicity, national origins, or ancestry	2. Your gender	
4. Your age	5. Your height or weight	6. Some other aspect of your physical appearance
7. Your religion	8. Your sexual orientation	9. Your occupation
97. Other reason– Please specify: (K1LSPEC (String 500))		
↓		
NA		
GO TO K2A		

K1M. Rule: Whether Multiple Reasons Reported at K1L

Multiple Reasons All Others → GO TO K2A

↓

K1M. (CATI) Which of those do you think is the main reason for [1 K1A-K1K ENDORSED: this experience / ALL OTHERS: these experiences]?

- READ list if needed
- Whatever it means to you IS allowed

[K1L=1: 1. Your race, ethnicity, national origins, or ancestry (A)]	
[K1L=2: 2. Your gender (B)]	[K1L=4: 4. Your age (C)]
[K1L=5: 5. Your height or weight (D)]	[K1L=6: 6. Some other aspect of your physical appearance (E)]
[K1L=7: 7. Your religion (F)]	[K1L=8: 8. Your sexual orientation (G)]
[K1L=9: 9. Your occupation (H)]	[K1L=97 & K1LSPEC=response: [K1LSPEC] (I)]

(WEB) Which of those do you think is the MAIN reason for [1 K1A-K1K ENDORSED: this experience / ALL OTHERS: these experiences]?

[K1L=1: 1. Your race, ethnicity, national origins, or ancestry]	
[K1L=2: 2. Your gender]	[K1L=4: 4. Your age]
[K1L=5: 5. Your height or weight]	[K1L=6: 6. Some other aspect of your physical appearance]
[K1L=7: 7. Your religion]	[K1L=8: 8. Your sexual orientation]
[K1L=9: 9. Your occupation]	[K1L=97 & K1LSPEC=response: [K1LSPEC]]

Peer Influence

K2A, K2B, K2C, K2D, K2E, K2F, K2G, K2H

(CATI) K2A. [Page 85](#)

The next questions are about your closest friends. [C1=MARRIED: Not including your spouse / C9 OR C12=MARRIAGE-LIKE/ROMANTIC RELATIONSHIP: Not including your romantic partner], what percent of your closest friends are working for pay and not in college?

Would you say none, a few, about half, most, or all?

- Do not accept number of people

1. None (0%)	2. A few (25%)	3. About half (50%)	4. Most (75%)	5. All (100%)
--------------	----------------	---------------------	---------------	---------------

K2B. [Page 85](#)

[(C1=MARRIED: Not including your spouse / C9 OR C12=MARRIAGE-LIKE/ROMANTIC RELATIONSHIP: Not including your romantic partner), what percent of your closest friends...]

Are either in college now or have graduated college?

(Would you say none, a few, about half, most, or all?)

- Do not accept number of people

1. None (0%)	2. A few (25%)	3. About half (50%)	4. Most (75%)	5. All (100%)
--------------	----------------	---------------------	---------------	---------------

K2C. [Page 85](#)

[(C1=MARRIED: Not including your spouse / C9 OR C12=MARRIAGE-LIKE/ROMANTIC RELATIONSHIP: Not including your romantic partner), what percent of your closest friends...]

Are unemployed and looking for work?

(Would you say none, a few, about half, most, or all?)

- Do not accept number of people

1. None (0%)	2. A few (25%)	3. About half (50%)	4. Most (75%)	5. All (100%)
--------------	----------------	---------------------	---------------	---------------

K2D. [Page 85](#)

([C1=MARRIED: Not including your spouse / C9 OR C12=MARRIAGE-LIKE/ROMANTIC RELATIONSHIP: Not including your romantic partner], what percent of your closest friends...)

Are married or living with a romantic partner?

(Would you say none, a few, about half, most, or all?)

- Do not accept number of people

1. None (0%) 2. A few (25%) 3. About half (50%) 4. Most (75%) 5. All (100%)

K2E.  Page 85

([C1=MARRIED: Not including your spouse / C9 OR C12=MARRIAGE-LIKE/ROMANTIC RELATIONSHIP: Not including your romantic partner], what percent of your closest friends...)

Are involved in a vocational training program at work or in a community college or other training center?

(Would you say none, a few, about half, most, or all?)

- Do not accept number of people

1. None (0%) 2. A few (25%) 3. About half (50%) 4. Most (75%) 5. All (100%)

K2F.  Page 85

([C1=MARRIED: Not including your spouse / C9 OR C12=MARRIAGE-LIKE/ROMANTIC RELATIONSHIP: Not including your romantic partner], what percent of your closest friends...)

Have kids?

(Would you say none, a few, about half, most, or all?)

- Do not accept number of people

1. None (0%) 2. A few (25%) 3. About half (50%) 4. Most (75%) 5. All (100%)

K2G.  Page 85

([C1=MARRIED: Not including your spouse / C9 OR C12=MARRIAGE-LIKE/ROMANTIC RELATIONSHIP: Not including your romantic partner], what percent of your closest friends...)

Regularly get drunk?

(Would you say: None, a few, about half, most, or all?)

- Do not accept number of people

1. None (0%) 2. A few (25%) 3. About half (50%) 4. Most (75%) 5. All (100%)

K2H.  Page 85

([C1=MARRIED: Not including your spouse / C9 OR C12=MARRIAGE-LIKE/ROMANTIC RELATIONSHIP: Not including your romantic partner], what percent of your closest friends...)

Regularly use drugs to get high?

(Would you say none, a few, about half, most, or all?)

- Do not accept number of people

1. None (0%) 2. A few (25%) 3. About half (50%) 4. Most (75%) 5. All (100%)

(WEB) [C1=MARRIED: NOT INCLUDING your spouse, / C9 OR C12=MARRIAGE-LIKE/ROMANTIC RELATIONSHIP: NOT INCLUDING your romantic partner, / ALL OTHERS: W]hat percent of your closest friends:

K2A. Are working for pay and not in college

None (0%)	A few (25%)	About half (50%)	Most (75%)	All (100%)
1	2	3	4	5

K2B. Are either in college now or have graduated college

1	2	3	4	5
---	---	---	---	---

K2C. Are unemployed and looking for work

1	2	3	4	5
---	---	---	---	---

K2D. Are married or living with a romantic partner

1	2	3	4	5
---	---	---	---	---

K2E. Are involved in a vocational training program at work or in a community college or other training center

1	2	3	4	5
---	---	---	---	---

K2F. Have kids	<input type="text" value="1"/>	<input type="text" value="2"/>	<input type="text" value="3"/>	<input type="text" value="4"/>	<input type="text" value="5"/>
K2G. Regularly get drunk	<input type="text" value="1"/>	<input type="text" value="2"/>	<input type="text" value="3"/>	<input type="text" value="4"/>	<input type="text" value="5"/>
K2H. Regularly use drugs to get high	<input type="text" value="1"/>	<input type="text" value="2"/>	<input type="text" value="3"/>	<input type="text" value="4"/>	<input type="text" value="5"/>

Non-Sexual Assault

K6. (CATI) Have you [R=NEW: ever] been beaten or physically attacked [R=RETURNING: since January 1, [2009-2019]]? Please don't include any times that you were sexually assaulted.

- Whatever it means to you IS allowed

(WEB) Have you [R=NEW: ever] been beaten or physically attacked [R=RETURNING: SINCE January 1, [2009-2019]]? Please do not include any times that you were sexually assaulted.

→ GO TO K9A



K7. (CATI) How many times (have you been beaten or physically attacked) [R=RETURNING: since January 1, [2009-2019]]?

- If needed: Please don't include any times that you were sexually assaulted
- Whatever it means to you IS allowed

SIGNAL FOR K7>20: IWER: You entered that R has been physically attacked [K7] times. If this is correct, enter ALT-S to continue. If this is not correct, enter ALT-G to go back and correct K7.

(WEB) How many times have you been beaten or physically attacked [R=RETURNING: since January 1, [2009-2019]]?

Times CHECK: "0" is not allowed.

K8. (CATI) How old were you when it [K7>1: first] happened [R=RETURNING: after January 1, [2009-2019]]?

- Whatever it means to you IS allowed

CHECK: Please enter an age from 1 to [RAGE-CURRENT AGE].

(WEB) How old were you when it [K7>1: first] happened [R=RETURNING: after January 1, [2009-2019]]?

CHECK: Please enter an age from 1 to [RAGE-CURRENT AGE].

MSALT Risky Behaviors and SS2 Sensation Seeking

K9A, K9B, K9C, K9D, K9E

(CATI) K9A. [Page 86](#)

Now please think about the last 6 months.

About how often in those 6 months did you do something you knew was dangerous just for the thrill of it?

Would you say never, once, 2-3 times, 4-6 times, 7-10 times, 11-20 times, or 21 or more times?

- Whatever it means to you IS allowed

K9A2. [Page 86](#)

(About how often in those 6 months did you...)

Do something exciting, even if it was dangerous?

(Would you say never, once, 2-3 times, 4-6 times, 7-10 times, 11-20 times, or 21 or more times?)

- Whatever it means to you IS allowed

K9B. [Page 86](#)

(About how often in those 6 months did you...)

Damage public or private property?

(Would you say never, once, 2-3 times, 4-6 times, 7-10 times, 11-20 times, or 21 or more times?)

- [Whatever it means to you IS allowed](#)

1. Never 2. Once 3. 2-3 times 4. 4-6 times 5. 7-10 times 6. 11-20 times 7. 21 or more times

K9C.  Page 86

(About how often in those 6 months did you...)

Get into a physical fight?

(Would you say never, once, 2-3 times, 4-6 times, 7-10 times, 11-20 times, or 21 or more times?)

- [Whatever it means to you IS allowed](#)

1. Never 2. Once 3. 2-3 times 4. 4-6 times 5. 7-10 times 6. 11-20 times 7. 21 or more times

K9D.  Page 86

(About how often in those 6 months did you...)

Drive when you were drunk or high on drugs?

(Would you say never, once, 2-3 times, 4-6 times, 7-10 times, 11-20 times, or 21 or more times?)

- [Whatever it means to you IS allowed](#)

1. Never 2. Once 3. 2-3 times 4. 4-6 times 5. 7-10 times 6. 11-20 times 7. 21 or more times

K9E.  Page 86

(About how often in those 6 months did you...)

Ride with a driver who had too much to drink or was high on drugs?

(Would you say never, once, 2-3 times, 4-6 times, 7-10 times, 11-20 times, or 21 or more times?)

- [Whatever it means to you IS allowed](#)

1. Never 2. Once 3. 2-3 times 4. 4-6 times 5. 7-10 times 6. 11-20 times 7. 21 or more times

(WEB) About how often in the LAST 6 MONTHS did you:

K9A. Do something you knew was dangerous just for the thrill of it?

Select ▾

K9A2. Do something exciting, even if it was dangerous?

Select ▾

K9B. Damage public or private property?

Select ▾

K9C. Get into a physical fight?

Select ▾

About how often in the LAST 6 MONTHS did you:

K9D. Drive when you were drunk or high on drugs?

Select ▾

K9E. Ride with a driver who had too much to drink or was high on drugs?

Select ▾

Arrests

K10A. (CATI/WEB) [TATYPE=2019: In the last two years have you / All Others: Have you ever] been arrested?

1. Yes 2. No → GO TO SECTION L

↓

K10B. (CATI) How many times have you been arrested?

Times
↓ K11

→ GO TO SECTION L
↓ K12

(WEB) How many times have you been arrested?

Times
↓

→ GO TO SECTION L
↓ CHECK: "0" is not allowed.

<p>K11. (CATI) How old were you?</p> <p><input type="text" value="5-30"/></p> <p>CHECK: Please enter an age from 5 to [RAGE-CURRENT AGE].</p> <p>(WEB) How old were you when you were arrested?</p> <p><input type="text" value="5-30"/> Age</p> <p>CHECK: Please enter an age from 5 to [RAGE-CURRENT AGE].</p>	<p>K12. (CATI) How old were you the <u>first</u> time you were arrested?</p> <p><input type="text" value="5-30"/></p> <p>CHECK: Please enter an age from 5 to [RAGE-CURRENT AGE].</p> <p>(WEB) How old were you the FIRST time you were arrested?</p> <p><input type="text" value="5-30"/> Age</p> <p>CHECK: Please enter an age from 5 to [RAGE-CURRENT AGE].</p>
--	--

K13. (CATI) What was the main offense that you were arrested for?

(WEB) What was the MAIN offense that you were arrested for?

K14CKPT. CAI Checkpoint: Whether Arrested More Than Once

<input type="text" value="1. More Than Once (K10B>1)"/>	<input type="text" value="5. All Others"/> → GO TO K16A
↓	

K14. (CATI) Age, First Time Arrested: [K12]

How old were you the last time you were arrested?

CHECK: Please enter an age from [K12] to [RAGE-CURRENT AGE].
CHECK: Age at last arrest cannot be younger than age at first arrest [K12].

(WEB) How old were you the LAST time you were arrested?

CHECK: Please enter an age from [K12] to [RAGE-CURRENT AGE].
CHECK: Age at last arrest cannot be younger than age at first arrest [K12].

K15. (CATI) What was the main offense that you were arrested for (the last time)?

Assign K15

GO TO K16A

(WEB) What was the MAIN offense that you were arrested for?

Assign K15

Probation

K16A. (CATI/WEB) [TATYPE=2019: In the last two years have you / All Others: Have you ever] been on probation for an offense?

1. Yes 2. No → GO TO K22A



K16B. (CATI) How many times have you been on probation for an offense?

1

↓ K17

2 – 97 DK/RF → GO TO K22A

↓ K18 CHECK: "0" is not allowed.

(WEB) How many times have you been on probation for an offense?

1



2 – 97 NA → GO TO K22A



K17. (CATI) How old were you?

5 – [CURRENT AGE (30)]

CHECK: Please enter an age from 5 to [RAGE-CURRENT AGE].

(WEB) How old were you?

5 – [CURRENT AGE (30)] Age

CHECK: Please enter an age from 5 to [RAGE-CURRENT AGE].

K18. (CATI) How old were you the first time you were on probation?

5 – [CURRENT AGE (30)]

CHECK: Please enter an age from 5 to [RAGE-CURRENT AGE].

(WEB) How old were you the FIRST time you were on probation?

5 – [CURRENT AGE (30)] Age

CHECK: Please enter an age from 5 to [RAGE-CURRENT AGE].

K19. (CATI) What was the main offense that you were on probation for?

- If R says same reason as arrest, READ list

1. [K13] 2. [K15SPEC] 97. Other-specify (K19SPEC. Specify.)

Assign K19

GO TO K20CKPT

(WEB) What was the MAIN offense that you were on probation for?

1. [K13] 2. [K15SPEC] 97. Other - Please specify: (K19SPEC (String 100))

Assign K19

K20CKPT. CAI Checkpoint: Whether on Probation More Than Once

1. More Than Once (K16B>1) 5. All Others → GO TO K22A



K20. (CATI) Age, First Time Arrested: [K18]

How old were you the last time you were on probation?

5 – 30 CHECK: Please enter an age from [K18] to [RAGE-CURRENT AGE].

CHECK: Age for last time on probation cannot be younger than age for first time on probation [K18].

(WEB) How old were you the LAST time you were on probation?

5 – 30 CHECK: Please enter an age from [K18] to [RAGE-CURRENT AGE].

CHECK: Age for last time on probation cannot be younger than age for first time on probation [K18].

K21. (CATI) What was the main offense that you were on probation for (the last time)?

- If R says same reason as arrest, READ list

1. [K13]	2. [K15SPEC]	97. Other-specify (K21SPEC. Specify.)
3. [K19SPEC]		
Assign K21		

GO TO K22A

(WEB) What was the MAIN offense that you were on probation for?

1. [K13]	2. [K15SPEC]	3. [K19SPEC]	97. Other - Please specify: (K21SPEC (String 100))
Assign K21			

Jail Time

K22A. (CATI/WEB) [TATYPE=2019: In the last two years have you / All Others: Have you ever] served time in jail for an offense?

1. Yes 2. No → GO TO KL31

↓

K22B. (CATI) How many times have you served time in jail for an offense?

1

↓ K23

2 - 97 DK/RF → GO TO KL31

↓ K24 CHECK: "0" is not allowed.

(WEB) How many times have you served time in jail for an offense?

1

↓

2 - 97 NA → GO TO KL31

↓

K23. (CATI) How old were you?

5 - [CURRENT AGE (30)]

CHECK: Please enter an age from 5 to [RAGE-CURRENT AGE].

(WEB) How old were you?

5 - [CURRENT AGE (30)] Age

CHECK: Please enter an age from 5 to [RAGE-CURRENT AGE].

K24. (CATI) How old were you the first time you were in jail?

5 - [CURRENT AGE (30)]

CHECK: Please enter an age from 5 to [RAGE-CURRENT AGE].

(WEB) How old were you the FIRST time you were in jail?

5 - [CURRENT AGE (30)] Age

CHECK: Please enter an age from 5 to [RAGE-CURRENT AGE].

K25. (CATI) What was the main offense that you were in jail for?

- If R says same reason as arrest or probation, READ list

1. [K13]	2. [K15SPEC]	97. Other-specify (K25SPEC. Specify.)
3. [K19SPEC]	4. [K21SPEC]	
Assign K25		

GO TO K26CKPT

(WEB) What was the MAIN offense that you were on probation for?

1. [K13]	2. [K15SPEC]	3. [K19SPEC]	4. [K21SPEC]	97. Other - Please specify: (K19SPEC (String 100))
Assign K25				

K26CKPT. CAI Checkpoint: Whether in Jail More Than Once

1. More Than Once (K22B>1)	5. All Others	→ GO TO KL31
↓		

K26. (CATI) Age, First Time Arrested: [K18]

How old were you the last time you were in jail?

5 – 30	CHECK: <i>Please enter an age from [K24] to [RAGE-CURRENT AGE].</i> CHECK: <i>Age for last time in jail cannot be younger than age for first time in jail [K24].</i>
--------	---

(WEB) How old were you the LAST time you were in jail?

5 – 30	CHECK: <i>Please enter an age from [K24] to [RAGE-CURRENT AGE].</i> CHECK: <i>Age for last time in jail cannot be younger than age for first time in jail [K24].</i>
--------	---

K27. (CATI) What was the main offense that you were in jail for (the last time)?

- If R says same reason as arrest, probation, or time in jail, READ list

1. [K13]	2. [K15SPEC]	97. Other-specify (K27SPEC. Specify.)
3. [K19SPEC]	4. [K21SPEC]	
5. [K25SPEC]		

Assign K27

GO TO KL31

(WEB) What was the MAIN offense that you were in jail for?

1. [K13]	2. [K15SPEC]	3. [K19SPEC]	97. Other - Please specify: (K27SPEC (String 100))
4. [K21SPEC]	5. [K25SPEC]		

Assign K27

Exposure to Police Violence

K31. (CATI/WEB) In the past 12 months, did you have any in person interactions with the police?

1. Yes	5. No	→ GO TO SECTION L
↓		

K32. (CATI/WEB) How many in person interactions did you have with police during the past 12 months?

1 - 997	Interactions
---------	--------------

K33. (CATI/WEB) In the past 12 months, has a police officer ever stopped you without having a legitimate reason in your opinion?

1. Yes	5. No
--------	-------

K34. (CATI/WEB) In the past 12 months, has a police officer ever shouted or cursed at you, or threatened you with arrest, a ticket, or use of force?

1. Yes	5. No
--------	-------

K35. (CATI/WEB) In the past 12 months, has a police officer searched you, frisked you, or patted you down?

1. Yes 5. No → GO TO K37



K36. (CATI/WEB) Do you think the police had a legitimate reason to search you, frisk you, or pat you down?

1. Yes 5. No

K37. (CATI/WEB) In the past 12 months, has a police officer ever touched you in a sexual way or had any physical contact with you that was sexual in nature?

1. Yes 5. No

K38. (CATI/WEB) In the past 12 months, has a police officer ever hit, punched, kicked, dragged, beat, or otherwise used physical force against you?

1. Yes 5. No

K39. (CATI/WEB) In the past 12 months, has a police officer ever used a gun, baton, taser, or other weapon against you?

1. Yes 5. No

END SECTION_K

Section L: Religious and Spiritual Beliefs; Race and Ethnicity

[TOC](#)

SecL_Start. Whether section started flag.

1. Yes

SecLDone. After a mode switch, flags whether section completed.

1. Yes

SecLLock. After a mode switch, flags whether section locked.

1. Yes

SecLMode. Whether interview completed in WEB or CATI flag.

1. SELF/WEB 2. IWER/CATI

SECTION_LReligious and Spiritual Beliefs

L1. (CATI) We'd like to ask you some questions about religious or spiritual beliefs. What is your religious preference?

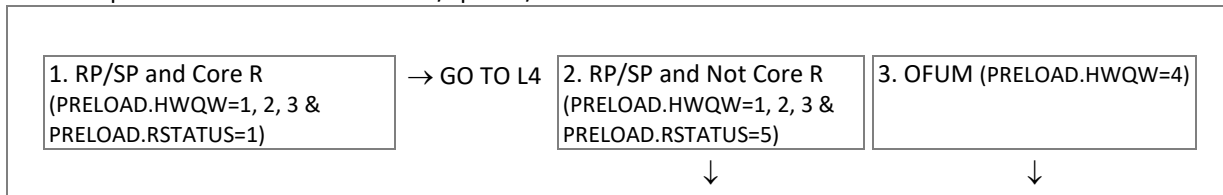
- IF R says Christian or Protestant, PROBE for specific denomination
- Whatever it means to you IS allowed

1. None/No preference	2. Atheist (do not believe in God)	3. Agnostic (not sure if there is a God)
4. Roman Catholic	5. Greek/Russian/Eastern Orthodox	6. Baptist
7. Episcopalian	8. Jehovah's Witness	9. Lutheran
10. Methodist/African Methodist	11. Pentecostal/Assembly of God	12. Presbyterian
13. Protestant, Unspecified	14. Christian, Unspecified	15. Christian, Non-denominational
16. Jewish (Judaism)	17. Muslim (Islam)	18. Buddhist
97. Other-Specify (L1SPEC. Specify (String 100))		

(WEB) What is your religious preference?

1. None/No preference	2. Atheist (do not believe in God)	3. Agnostic (not sure if there is a God)
4. Roman Catholic	5. Greek/Russian/Eastern Orthodox	6. Baptist
7. Episcopalian	8. Jehovah's Witness	9. Lutheran
10. Methodist/African Methodist	11. Pentecostal/Assembly of God	12. Presbyterian
13. Protestant, Unspecified	14. Christian, Unspecified	15. Christian, Non-denominational
16. Jewish (Judaism)	17. Muslim (Islam)	18. Buddhist
97. Other – Please specify: (L1SPEC (String 100))		

L2CKPT. CAI Checkpoint: Whether R is PSID Head/Spouse/Partner or OFUM



L2, L3

(CATI) L2. During [PYEAR], on average, how often did you go to religious services?

- ENTER amount here, then ENTER unit of time on next screen (Day, Week, Two weeks, Month, Year)

0 → GO TO L4 1 – 97 DK/RF → GO TO L4
↓

L3. The amount entered is: [L2] per _____

- ENTER unit of time


2. Day 3. Week 4. Two Weeks 5. Month 6. Year

7. Other-specify (L3SPEC. Specify. (String 100))

(WEB) L2, L3. During [PYEAR], on average, how often did you go to religious services?

0 – 97 Times per 2. Day 3. Week 4. Two weeks 7. Other – Please specify: L3SPEC. String 100) *SIGNAL: Please select a unit of time.*

5. Month 6. Year

L4. (CATI)  Page 87

How important is religion to you? Would you say not at all important, not very important, somewhat important, very important, or extremely important?

(WEB) How important is religion to you?

1. Not at all important 2. Not very important 3. Somewhat important
4. Very important 5. Extremely Important

L5. (CATI) Are you a spiritual person?

- Whatever it means to you IS allowed

(WEB) Are you a spiritual person?

1. Yes 5. No → GO TO L7



L6. (CATI)  Page 82

How important is spirituality to you? Would you say not at all important, not very important, somewhat important, very important, or extremely important?

- Whatever it means to you IS allowed

(WEB) (Same screen as L5): How important is spirituality to you?

1. Not at all important 2. Not very important 3. Somewhat important
4. Very important 5. Extremely Important

Race and Ethnicity

L7CKPT. Whether L7 Asked in Previous Wave

<div style="border: 1px solid black; padding: 5px; margin-bottom: 5px;">1. Returning R/L7 Already Asked (PRELOAD.L7AskedYr=2019)</div>	→ GO TO SECTION NEW IMM	<div style="border: 1px solid black; padding: 5px; margin-bottom: 5px;">2. New R OR Returning R Last IW'd Before 2019 OR Returning R w/Nonresponse (PRELOAD.L7AskedYr=9995, 9996, 9997)</div>
↓		

L7. (CATI)  Page 88

In order to get an idea of the different races and ethnic groups that participate in the study, I would like to ask you about your background. Which categories best describe you?


- Read list if needed
- ENTER all that apply
- If needed, PROBE: You may report more than one group
- Whatever it means to you IS allowed

1. White	2. Hispanic, Latino, or Spanish	3. Black or African American	4. Asian
GO TO L13	GO TO L8	GO TO L13	GO TO L9
5. American Indian or Alaskan Native		6. Middle Eastern or North African	
GO TO L13		GO TO L10	
7. Native Hawaiian or Other Pacific Islander	8. Some other race, ethnicity, or origin – Specify (L12. What are your other ethnic origins or background? Whatever it means to you IS allowed (String 100))		DK/RF
GO TO L11	GO TO L13		

(WEB) In order to get an idea of the different races and ethnic groups that participate in the study, we would like to know about your background. Which of the following categories best describe you?

Please select all that apply.

1. White	2. Hispanic, Latino, or Spanish	3. Black or African American	4. Asian
GO TO L13	GO TO L8	GO TO L13	GO TO L9
5. American Indian or Alaskan Native		6. Middle Eastern or North African	
GO TO L13		GO TO L10	
7. Native Hawaiian or Other Pacific Islander	8. Some other race, ethnicity, or origin – <i>Please specify</i> (L12 (String 100))		NA
GO TO L11	GO TO L13		

L8. (CATI)  Page 89

What are your specific (Hispanic, Latino or Spanish) origins or background?

- [Read list if needed](#)
- [ENTER all that apply](#)
- [If needed, PROBE: You may report more than one group](#)
- [Whatever it means to you IS allowed](#)

1. Mexican or Mexican American	2. Puerto Rican	3. Cuban	4. Salvadoran	5. Dominican	6. Colombian
7. Other-specify (L8SPEC. Specify . (String 100))					

GO TO L13

(WEB) What are your specific Hispanic, Latino or Spanish origins or background?

Please select all that apply.

1. Mexican or Mexican American	2. Puerto Rican	3. Cuban	4. Salvadoran	5. Dominican	6. Colombian
7. Other – <i>Please specify</i> : (L8SPEC (String 100))					

GO TO L13

L9. (CATI)  Page 90

What are your specific (Asian) origins or background?

- [Read list if needed](#)
- [ENTER all that apply](#)
- [If needed, PROBE: You may report more than one group](#)
- [Whatever it means to you IS allowed](#)

1. Chinese	2. Filipino	3. Asian Indian	4. Japanese	5. Korean	6. Vietnamese
7. Other-specify (L9SPEC. Specify . (String 100))					


GO TO L13

(WEB) What are your specific Asian origins or background?

Please select all that apply.

- | | | | | | |
|--|-------------|-----------------|-------------|-----------|---------------|
| 1. Chinese | 2. Filipino | 3. Asian Indian | 4. Japanese | 5. Korean | 6. Vietnamese |
| 7. Other – Please specify: (L9SPEC (String 100)) | | | | | |

GO TO L13

L10. (CATI)  Page 91

What are your specific (Middle Eastern or North African) origins or background?

- Read list if needed
- ENTER all that apply
- If needed, PROBE: You may report more than one group
- Whatever it means to you IS allowed

- | | | | | | |
|---|------------|-------------|-----------|-------------|-------------|
| 1. Lebanese | 2. Iranian | 3. Egyptian | 4. Syrian | 5. Moroccan | 6. Algerian |
| 7. Other-specify (L10SPEC. Specify. (String 100)) | | | | | |


GO TO L13

(WEB) What are your specific Middle Eastern or North African origins or background?

Please select all that apply.

- | | | | | | |
|--|------------|-------------|-----------|-------------|-------------|
| 1. Lebanese | 2. Iranian | 3. Egyptian | 4. Syrian | 5. Moroccan | 6. Algerian |
| 7. Other – Please specify: (L10SPEC. (String 100)) | | | | | |

GO TO L13

L11. (CATI)  Page 92

What are your specific (Native Hawaiian or Other Pacific Islander) origins or background?


- Read list if needed
- ENTER all that apply
- If needed, PROBE: You may report more than one group
- Whatever it means to you IS allowed

- | | | | | | |
|--|-----------|-------------|-----------|-----------|----------------|
| 1. Native Hawaiian | 2. Samoan | 3. Chamorro | 4. Tongan | 5. Fijian | 6. Marshallese |
| 7. Other-specify (L11SPEC. Specify (String 100)) | | | | | |

(WEB) What are your specific Native Hawaiian or Other Pacific Islander origins or background?

Please select all that apply.

- | | | | | | |
|---|-----------|-------------|-----------|-----------|----------------|
| 1. Native Hawaiian | 2. Samoan | 3. Chamorro | 4. Tongan | 5. Fijian | 6. Marshallese |
| 7. Other – Please specify: (L11SPEC (String 100)) | | | | | |

L13. (CATI)  Page 93

How important to you is your race or ethnic group identity?

Would you say not at all important, not very important, somewhat important, very important, or extremely important?

- Whatever it means to you IS allowed

(WEB) How important to you is your race or ethnic group identity?

- | | | |
|-------------------------|------------------------|-----------------------|
| 1. Not at all important | 2. Not very important | 3. Somewhat important |
| 4. Very important | 5. Extremely Important | |

END SECTION_L

Section New Immigrant: Background, Languages Spoken, English Proficiency, Naturalization [TOC](#)

SecNewImm_Start. Whether section started flag.

SecNewImmDone. After a mode switch, flags whether section completed.

SecNewImmLock. After a mode switch, flags whether section locked.

SecNewImmMode. Whether interview completed in WEB or CATI flag.

SECTION_NEWIMM

Birthplace & Growing Up

PSID KL33COUNTRY, KL33CTRYNAME, KL33CITY, KL33STATE, KL33STABBR
IMMCOUNTRY (IMMCTRYNAME), IMMCITY, IMMSTATE (IMMSTABBR).

(CATI) Where were you born?

(What Country is that in?)

- [ENTER \[185 UNITED STATES\]](#) for Puerto Rico, U.S. Virgin Islands, Guam, American Samoa or the Northern Mariana Islands

1 – 193 (Defaults to 185/US)

(What City is that in?)

COUNTRY=185: (What State is that in?)

1 – 57 (Assigned 57/FC if Country<>185)

(WEB) Where were you born?

Country

1 – 193 (Defaults to 185/US)

United States includes Puerto Rico, U.S. Virgin Islands, Guam, American Samoa and the Northern Mariana Islands

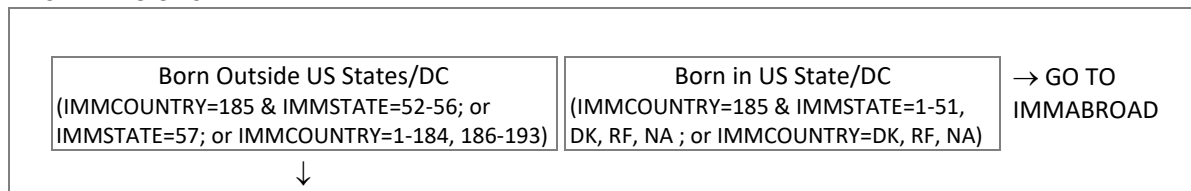
City

State

1 – 57 (Assigned 57/FC if Country<>185)

PSID KL33YEAR RULE

IMMYEAR RULE: Where Born



PSID KL33YEAR

IMMYEAR. (CATI) In what year did you come to live in the [IMMSTATE=52-56: mainland] United States?

[IMMCITY], [IMM33STATE], [IMMCOUNTRY]

- [ENTER Year](#)
- If needed, [PROBE](#) for the **most recent time** R came to live in the U.S.

[CYRBRN] – [CYEAR] 9997. Not currently living in [KL33STATE=52-56: mainland] United States (VOL) (SP_0A)

(WEB) In what year did you most recently come to live in the [IMMSTATE=52-56: mainland] United States?

[CYRBRN] – [CYEAR] Year

9997. Not currently living in [KL33STATE=52-56: mainland] United States (SP_0A)

PSID KL36

IMMABROAD. (CATI) Have you lived in any other states or countries besides where you are currently living and where you grew up, including time spent abroad while in the armed forces?

- “LIVED IN” means stayed at least 3 months

1. Yes 5. No

(WEB) Have you lived for 3 months or more in any other U.S. state or any other countries besides where you are currently living and where you grew up, including time spent abroad while in the armed forces?

1. Yes 5. No

PSID IMMCKPT

IMMCKPT. CAI Checkpoint: Eligibility To Continue

1. OFUM & New Immigrant Sample (SampleType=2,3)	2. PSID Core Joint Inclusion Sample & Family (WhyF=40)	3. TAS Sample: R Born Outside US States/DC (IMMCOUNTRY=185 & IMMSTATE=52-57 or IMMCOUNTRY=1-184, 186-193)	5. TAS Sample: R Born in US State/DC (IMMCOUNTRY=185 & IMMSTATE=1-51, DK, RF, NA or IMMCOUNTRY=DK, RF, NA)
↓			GO TO SECTION IW CLOSE

Spoken Languages

PSID IMM1

IMM1. (CATI) **IF interview conducted in Spanish or other non-English language, DO NOT READ-ENTER [1] to continue**

Now I have a few more questions about your background. Have you ever spoken any language other than English?

1. Yes → GO TO IMM3 5. No

GO TO IMM2

(WEB) Now we have a few more questions about your background. Have you ever spoken any language other than English?

1. Yes → GO TO IMM3 5. No

GO TO IMM2

PSID IMM2

IMM2. (CATI) **IF interview conducted in Spanish or other non-English language, DO NOT READ-ENTER [1] to continue**

Is any language other than English spoken in your home?

1. Yes 5. No → GO TO IMM18CKPT

GO TO IMM3

(WEB) Is any language other than English spoken in your home?

1. Yes 5. No → GO TO IMM18CKPT

GO TO IMM3

PSID IMM3

IMM3. (CATI)

What languages did you speak in your home with your parents when you age 10?

- ENTER ALL THAT APPLY

1. English	2. Spanish	3. Arabic	4. Chinese	5. Creole	6. Filipino, Tagalog
7. French	8. Hindi	9. Japanese	10. Kru	11. Korean	12. Portuguese
13. Russian	14. Tamil	15. Telugu	16. Urdu	17. Vietnamese	
97. Other-specify (IMM3SPEC. Specify. (String100))					

(WEB) What languages did you speak in your home with your parents when you were age 10?

Please select all that apply.

1. English	2. Spanish	3. Arabic	4. Chinese	5. Creole	6. Filipino, Tagalog
7. French	8. Hindi	9. Japanese	10. Kru	11. Korean	12. Portuguese
13. Russian	14. Tamil	15. Telugu	16. Urdu	17. Vietnamese	
97. Other - Please specify: (IMM3SPEC)					

PSID IMM4

IMM4. (CATI)

What languages do you currently speak at home?

- ENTER all that apply

1. English	2. Spanish	3. Arabic	4. Chinese	5. Creole	6. Filipino, Tagalog
7. French	8. Hindi	9. Japanese	10. Kru	11. Korean	12. Portuguese
13. Russian	14. Tamil	15. Telugu	16. Urdu	17. Vietnamese	
93. [IMM3SPEC]					
97. Other-specify (IMM4SPEC. Specify. (String100))					

(WEB) What languages do you currently speak at home?

Please select all that apply.

1. English	2. Spanish	3. Arabic	4. Chinese	5. Creole	6. Filipino, Tagalog
7. French	8. Hindi	9. Japanese	10. Kru	11. Korean	12. Portuguese
13. Russian	14. Tamil	15. Telugu	16. Urdu	17. Vietnamese	
93. [IMM3SPEC]					
97. Other - Please specify: (IMM4SPEC)					

PSID IMM5

IMM5. (CATI)

In the past 12 months, while living in the United States, what languages have you spoken outside of home, for example, while at work?

- ENTER ALL THAT APPLY

1. English	2. Spanish	3. Arabic	4. Chinese	5. Creole	6. Filipino, Tagalog
7. French	8. Hindi	9. Japanese	10. Kru	11. Korean	12. Portuguese
13. Russian	14. Tamil	15. Telugu	16. Urdu	17. Vietnamese	
93. [IMM3SPEC]	94. [IMM4SPEC]				

97. Other-specify (IMM5SPEC. Specify. (String100))

(WEB) In the past 12 months, while living in the United States, what languages have you spoken outside of home, for example, while at work?

Please select all that apply.

1. English	2. Spanish	3. Arabic	4. Chinese	5. Creole	6. Filipino, Tagalog
7. French	8. Hindi	9. Japanese	10. Kru	11. Korean	12. Portuguese
13. Russian	14. Tamil	15. Telugu	16. Urdu	17. Vietnamese	
93. [IMM3SPEC]	94. [IMM4SPEC]				
97. Other - Please specify: (IMM5SPEC)					

PSID IMM6

IMM6. (CATI)

What languages do you speak when you are with friends?

- ENTER all that apply

1. English	2. Spanish	3. Arabic	4. Chinese	5. Creole	6. Filipino, Tagalog
7. French	8. Hindi	9. Japanese	10. Kru	11. Korean	12. Portuguese
13. Russian	14. Tamil	15. Telugu	16. Urdu	17. Vietnamese	
93. [IMM3SPEC]	94. [IMM4SPEC]	95. [IMM5SPEC]			
97. Other-specify (IMM6SPEC. Specify. (String100))					

(WEB) What languages do you speak when you are with friends?

Please select all that apply.

1. English	2. Spanish	3. Arabic	4. Chinese	5. Creole	6. Filipino, Tagalog
7. French	8. Hindi	9. Japanese	10. Kru	11. Korean	12. Portuguese
13. Russian	14. Tamil	15. Telugu	16. Urdu	17. Vietnamese	
93. [IMM3SPEC]	94. [IMM4SPEC]	95. [IMM5SPEC]			
97. Other - Please specify: (IMM6SPEC)					

PSID IMM7CKPT

IMM7CKPT. CAI Checkpoint: Languages Selected at IMM3-IMM6

1. English plus 1 Non-English	2. English plus >1 Non-English	3. No English but >1 Non-English	4. English Only, or All IMM3-IMM6=DK, RF, NA	5. No English but 1 Non-English
GO TO IMM8	↓		GO TO IMM9CKPT	GO TO IMM8

PSID IMM7

IMM7. (CATI) [ENGLISH ALSO SELECTED: Aside from English, which / ALL OTHERS: Which] of these languages do you speak or read most often?

- READ list if needed

Languages Selected at IMM3-IMM6

	2. Spanish	3. Arabic	
4. Chinese	5. Creole	6. Filipino, Tagalog	7. French
8. Hindi	9. Japanese	10. Kru	11. Korean
12. Portuguese	13. Russian	14. Tamil	15. Telugu
16. Urdu	17. Vietnamese		
93. [IMM3SPEC]	94. [IMM4SPEC]	95. [IMM5SPEC]	96. [IMM6SPEC] DK/RF → GO TO IMM9CKPT

GO TO IMM8

(WEB) [ENGLISH ALSO SELECTED: Aside from English, which / ALL OTHERS: Which] of these languages do you speak or read most often?

Languages Selected at IMM3-IMM6		2. Spanish	3. Arabic
4. Chinese	5. Creole	6. Filipino, Tagalog	7. French
8. Hindi	9. Japanese	10. Kru	11. Korean
12. Portuguese	13. Russian	14. Tamil	15. Telugu
16. Urdu	17. Vietnamese		
93. [IMM3SPEC]	94. [IMM4SPEC]	95. [IMM5SPEC]	96. [IMM6SPEC]

NA → GO TO IMM9CKPT

GO TO IMM8

PSID IMM8

IMM8. (CATI) In general, which language do you speak and read more often, English or [IMM7CKPT=2, 3: [IMM7] / IMM7CKPT=1, 5: [IMM3-IMM6 selection]]?

- If needed, PROBE: Is that (English / [[IMM7] / [IMM3-IMM6]]) only or (English / [[IMM7] / [IMM3-IMM6]]) more frequently?

1. English only	2. English more frequently
3. Both languages about equally (VOL)	
4. [[IMM7] / [IMM3-IMM6]] more frequently	
5. [[IMM7] / [IMM3-IMM6]] only	

(WEB) In general, which language do you speak and read more often?

1. English only	2. English more frequently
3. Both languages about equally	
4. [[IMM7] / [IMM3-IMM6]] more frequently	
5. [[IMM7] / [IMM3-IMM6]] only	


English Language Skills

PSID IMM9CKPT

IMM9CKPT. CAI Checkpoint: Reference Person (Spouse-Partner) Place of Birth

1. Born Outside US States/DC (IMMCOUNTRY=185 & IMMSTATE=52-57; or IMMCOUNTRY=1-184, 186-193)	5. Born in US State/DC (IMMCOUNTRY=185 & IMMSTATE=1-51, DK, RF, NA; or IMMCOUNTRY=DK, RF, NA)	→ GO TO IMM18CKPT
↓		


PSID IMM9

IMM9. (CATI)  Page 94

How well do you understand spoken English? Would you say very well, well, not well, or not at all?

1. Very well	2. Well	3. Not well	4. Not at all
--------------	---------	-------------	---------------


PSID IMM10

IMM10. (CATI)  Page 94

How well do you speak English? (Would you say very well, well, not well, or not at all?)

1. Very well	2. Well	3. Not well	4. Not at all
--------------	---------	-------------	---------------


PSID IMM11

IMM11. (CATI)  Page 94

How well do you read English? (Would you say very well, well, not well, or not at all?)

1. Very well 2. Well 3. Not well 4. Not at all

PSID IMM12

IMM12. (CATI)  Page 94

How well do you write English? (Would you say very well, well, not well, or not at all?)

1. Very well 2. Well 3. Not well 4. Not at all

IMM9-IMM12 GRID. (WEB) How well do you...?

	1. Very well	2. Well	3. Not well	4. Not at all
Understand spoken English	<input type="checkbox"/>	<input type="checkbox"/>	<input type="checkbox"/>	<input type="checkbox"/>
Speak English	<input type="checkbox"/>	<input type="checkbox"/>	<input type="checkbox"/>	<input type="checkbox"/>
Read English	<input type="checkbox"/>	<input type="checkbox"/>	<input type="checkbox"/>	<input type="checkbox"/>
Write English	<input type="checkbox"/>	<input type="checkbox"/>	<input type="checkbox"/>	<input type="checkbox"/>

Duration of US Residency

PSID IMM18CKPT

IMM18CKPT. CAI Checkpoint: Year R Came to Live in the US

<p>1. Born Outside US States/DC & IMMYear=Response (IMMCOUNTRY=185 & IMMSTATE=52-57; or IMMCOUNTRY=1-184, 186-193) & IMMYEAR<9997)</p> <p style="text-align: center;">↓</p>	<p>5. Born Outside US States/DC & IMMYear<>Response or Not Living in US (IMMCOUNTRY=185 & IMMSTATE=52-57; or IMMCOUNTRY=1-184, 186-193) & IMMYEAR=9997, DK, RF, NA)</p> <p style="text-align: center;">GO TO IMM18YR</p>	<p>3. Born in US State/DC (IMMCOUNTRY=185 & IMMTATE=1-51, DK, RF, NA; or IMMCOUNTRY=DK, RF, NA)</p> <p style="text-align: center;">GO TO IMM13CKPT</p>
--	--	--

PSID IMM18

IMM18. (CATI) Earlier, you reported that you most recently came to live in the [IMMSTATE=52-56: mainland] United States in [IMMYEAR].

Did you live in the [IMMSTATE=52-56: mainland] United States before [IMMYEAR]?

1. Yes 5. No → GO TO IMM13CKPT

GO TO IMM18YR

(WEB) Earlier, you reported that you most recently came to live in the [IMMSTATE=52-56: mainland] United States in [IMMYEAR].

Did you live in the [IMMSTATE=52-56: mainland] United States BEFORE [IMMYEAR]?

1. Yes 5. No → GO TO IMM13CKPT

GO TO IMM18YR

PSID IMM18YR

IMM18YR. (CATI) In what year did you first come to live in the [IMMSTATE=52-56: mainland] United States?

- ENTER a Year from [CYRBRN] to [IMYEAR<9997: [IMMYEAR] / ALL OTHERS: [CYEAR]]

1901 – [CYEAR] 9997. Never lived in [mainland] United States (VOL) (SP_0A)

(WEB) In what year did you FIRST come to live in the [IMMSTATE=52-56: mainland] United States?

1901 – [CYEAR] Year

9997. Never lived in [mainland] United States (SP_0A)

CHECK: Please enter a year from [CYRBRN] to [KL33YEAR / KL33YR / CYEAR].

PSID IMM19

IMM19. (CATI) [CYNAMF] [CYNAML]: [CYAQRTH], [CYFUHU], Age [AGEIWDATE] [(Respondent)]

Between coming to live in the [IMMSTATE=52-56: mainland] United States for the first time [IMM18YR<9997: in [IMM18YR]] and [IMMYEAR<9997: the most recent time in [IMMYEAR] / ALL OTHERS: now], for how many years [IMM18YR=9997: have you lived / ALL OTHERS: did you live] outside the United States?

1 – 97

(WEB) Between coming to live in the [IMMSTATE=52-56: mainland] United States for the first time [IMM18YR<9997: in [IMM18YR]] and [IMMYEAR<9997: the most recent time in [IMMYEAR] / ALL OTHERS: now], for how many years [IMM18YR=9997: have you lived / ALL OTHERS: did you live] outside the United States?

1 – 97 Years

CHECK: Please enter a number from 1 to 97.

US Naturalization

PSID IMM13CKPT

IMM13CKPT. CAI Checkpoint: R's Place of Birth

<p style="text-align: center;">1. Born Outside US States/DC/Territories (IMMSTATE= 57 or IMMCCOUNTRY=1-184, 186-193)</p>	<p style="text-align: center;">3. Born in US Territory (IMMCCOUNTRY=185 & IMMSTATE= 52-56)</p>	<p style="text-align: center;">5. Born in US State/DC (IMMCCOUNTRY=185 & IMMSTATE= 1-51, DK, RF, NA; or IMMCCOUNTRY=DK, RF, NA)</p>
↓	GO TO IW CLOSE	

PSID IMM13

IMM13. (CATI) Are you a citizen of the United States? (Please remember that all responses are kept confidential.)

1. Yes 5. No → GO TO IMM14

GO TO IMM13YR

(WEB) Are you a citizen of the United States?
Please remember that all responses are kept confidential.

1. Yes 5. No → GO TO IMM14

GO TO IMM13YR

PSID IMM13YR

IMM13YR. (CATI) In what year did you become a citizen of the United States?

- ENTER a Year from [CYRBRN] to [CYEAR]

1901 – [CYEAR] → GO TO IW CLOSE

(WEB) In what year did you become a citizen of the United States?

1901 – [CYEAR] Year → GO TO IW CLOSE

CHECK: Please enter a year from [CYRBRN] to [CYEAR].

PSID IMM14

IMM14. (CATI) Do you currently have a Permanent Residence Card, also known as a Green Card?

→ GO TO IMM15

GO TO IMM14YR

(WEB) Do you currently have a Permanent Residence Card, also known as a Green Card?

→ GO TO IMM15

GO TO IMM14YR

PSID IMM14YR

IMM14YR. (CATI) In what year did you get a Permanent Residence Card (Green Card)?

- ENTER a Year from [CYRBRN] to [CYEAR]

→ GO TO IMM END

(WEB) In what year did you get a Permanent Residence Card (Green Card)?

Year → GO TO IMM END

CHECK: Please enter a year from [CYRBRN] to [CYEAR].

PSID IMM15

IMM15. (CATI) Have you been granted asylum, refugee status, or temporary protected immigrant status (TPS)?

- If needed, PROBE: This includes recipients of the Deferred Action for Childhood Arrivals (DACA) immigration policy.

→ GO TO IMM16

GO TO IMM15YR

(WEB) Have you been granted asylum, refugee status, or temporary protected immigrant status (TPS)?

This includes recipients of the Deferred Action for Childhood Arrivals (DACA) immigration policy.

→ GO TO IMM16

GO TO IMM15YR

PSID IMM15YR

IMM15YR. (CATI) In what year were you granted asylum, refugee status, or temporary protected immigrant status (TPS)?

- If needed, PROBE: This includes recipients of the Deferred Action for Childhood Arrivals (DACA) immigration policy.
- ENTER a Year from [CYRBRN] to [CYEAR]

→ GO TO IW CLOSE

(WEB) In what year were you granted asylum, refugee status, or temporary protected immigrant status (TPS)?

This includes recipients of the Deferred Action for Childhood Arrivals (DACA) immigration policy.

Year → GO TO IW CLOSE

CHECK: Please enter a year from [CYRBRN] to [CYEAR].

PSID IMM16

IMM16. (CATI) Did you come to the United States with a tourist visa, a student visa, a work visa or permit, or another document which permits you to stay in the United States for a limited time?

→ GO TO IW CLOSE

GO TO IMM17

(WEB) Did you come to the United States with a tourist visa, a student visa, a work visa or permit, or another document which permits you to stay in the United States for a limited time?

→ GO TO IW CLOSE

GO TO IMM17

PSID IMM17

IMM17. (CATI) Is this visa or document still valid?

1. Yes 5. No

(WEB) Is this visa or document still valid?

1. Yes 5. No

End SECTION_NEWIMM

Interview Close

[TOC](#)

SecIWClose_Start. Whether section started flag.

SecIWCloseDone. After a mode switch, flags whether section completed.

SecIWCloseLock. After a mode switch, flags whether section locked.

SecIWCloseMode. Whether interview completed in WEB or CATI flag.

IWCLOSE

Q1. (CATI) Thank you. That concludes the interview portion of my call. Now, I just need to verify some information that will help us contact you in the future.

- [ENTER \[1\] to continue](#)

(WEB) You have finished the main portion of the interview. Thank you very much for your participation! We would greatly appreciate if you helped us by answering a few more questions about your experience completing this interview. Will you answer a few more questions?

END IWCLOSE

Debriefing Section

[TOC](#)

SecDebrief_Start. Whether section started flag.

SecDebriefDone. After a mode switch, flags whether section completed.

SecDebriefLock. After a mode switch, flags whether section locked.

SecDebriefMode. Whether interview completed in WEB or CATI flag.

DEBRIEF

DB4. Did you experience any technical problems while completing the survey?

→ GO TO DB6



DB5. What problems did you experience?

Please select all that apply.

<input type="text" value="1. Survey moved slowly"/>	<input type="text" value="2. Screen froze temporarily, but I was eventually able to continue"/>
<input type="text" value="3. Screen froze and I had to log back in to the survey"/>	
<input type="text" value="4. My connection dropped temporarily, but I was eventually able to continue"/>	
<input type="text" value="5. My connection dropped and I had to log back into the survey"/>	
<input type="text" value="6. I had trouble with next and previous buttons"/>	<input type="text" value="9. I had trouble using drop-down response options"/>
<input type="text" value="10. I had trouble scrolling"/>	<input type="text" value="11. I had trouble switching from doing part of the survey myself on the web to doing it on the telephone with an interviewer or vice versa"/>
<input type="text" value="97. Other – Please specify: (DB5SPEC (String 100))"/>	

DB6. Please tell us about any questions that you felt were difficult to answer.

DB14A. Did you switch from doing the survey yourself on the web to doing it with an interviewer on the telephone (or vice versa) to complete the interview?

→ GO TO DB15



DB14B. Why did you switch?

DB14E. Did you have any problems or technical difficulties making the switch?

→ GO TO DB14F



DB14F. Please tell us about any problems or technical difficulties you had switching from doing the survey yourself on the web to doing it with an interviewer on the telephone or vice versa.

Open End

DB19. Is there anything else that you would like to add about your interview experience?

Open End

END DEBRIEF

Address Updates and Respondent Payment

[TOC](#)

SecN_Start. Whether section started flag.

SecNDone. After a mode switch, flags whether section completed.

SecNLock. After a mode switch, flags whether section locked.

SecNMode. Whether interview completed in WEB or CATI flag.

PRELOADED PAYMENT INDICATORS

Once Section L of the interview is completed, the value in the 'LOAD' field is passed into its corresponding Section_N field.

WTRPREPAIDLOAD; WTRPREPAID	1, 5: Whether interview was prepaid	Initial value=5. (If payment was prepaid, SRO data manager pushes the new value into WtrPrePaidLoad)
AMTPREPAIDLOAD; AMTPREPAID	0.00 – 999.00: Prepayment amount	Initial value=0.00. (If payment was prepaid, SRO data manager pushes the prepayment amount into AmtPrePaidLoad)
PAYMENTLOAD; PAYMENT	0.00 – 999.00: Standard payment amount	Initial value=75.00. (If standard payment amount changes during the field period, SRO data manager pushes the new standard amount into PaymentLoad)

SECTION_N

LANG1. (CATI ONLY) [Indicate language\(s\) used to conduct this interview](#)

- [ENTER all that apply](#)

GO TO RPAY2A



DK/RF NOT ALLOWED

LANG2. (CATI ONLY) [Who did the translating?](#)

DK/RF NOT ALLOWED

RPAY2A. (CATI) [*WTRPREPAID=NO*: You will receive \$[PAYMENT] from the University of Michigan in appreciation of your help. In order for the University to send your payment or other correspondence, I'd like to make sure that I have your correct contact information. / *WTRPREPAID=YES*: [This interview was PREPAID](#). In order for the University to keep in touch with you, I'd like to make sure that I have your correct contact information.]

- [Verify/Update/Change \(R's\) mailing address and phone number](#)
- [ENTER \[1\] to continue](#)

→ GO TO RMAILADDR (CATI)

(WEB) You will receive \$[PAYMENT] from the University of Michigan in appreciation of your help. In order to send your payment, we'd like to make sure we have your correct contact information.

Please select NEXT to continue.

→ GO TO RMAILADDR (WEB)

Respondent Address, Phones, Email

SECTION_N.RMAILADDR (CATI)

(Prefilled with preloaded respondent name, address, phones)

ADDRTYPE. Which Address (Not asked)

TITLE. Title – e.g. “Mr”, “Mrs”, “Ms”, “Miss”, “Dr”
(What is your name and complete mailing address?)

- If no title, PRESS [Enter] to continue
- Ctrl-D and Ctrl-R not allowed; For DK/RF, PRESS [Enter] to continue

NAMF. First Name

- Ctrl-D and Ctrl-R not allowed; For DK/RF type [DK] or [RF]

NAMM. Middle Name

- Ask for Middle Name but do not probe DK or RF
- If none, PRESS [Enter] to continue
- Ctrl-D and Ctrl-R not allowed; For DK/RF, PRESS [Enter] to continue

NAML. Last Name

- Ctrl-D and Ctrl-R not allowed; For DK/RF type [DK] or [RF]

SUFFIX. Suffix – e.g. “Sr”, “Jr”

- If none, PRESS [Enter] to continue
- Ctrl-D and Ctrl-R not allowed; For DK/RF, PRESS [Enter] to continue

CTRYCODE. Country

- ENTER [185 UNITED STATES] for Puerto Rico, U.S. Virgin Islands, Guam, American Samoa or the Northern Mariana Islands

1 – 193 (Defaults to 185/US)

INCO. In Care Of

Is there an “in care of” for the address?

- If none, PRESS [Enter] to continue
- Ctrl-D and Ctrl-R not allowed; For DK/RF, PRESS [Enter] to continue

ADDR1. Address 1

- IF R says the mailing address contains both a street address and PO Box: ENTER street address here (Address 1) and ENTER PO Box in Address 2
- Ctrl-D and Ctrl-R not allowed; For DK/RF type [DK] or [RF]

CHECK for DK, RF, or DON'T KNOW entered: A valid address is required in order for us to make a payment, including name, address line 1, city, state, zip/postal code and country. This payment will not be made until this information is provided.

- APTSTE. Apt/Suite
- If none, PRESS [Enter] to continue
 - ENTER [Apt] or [Ste] plus numbers and /or letters
 - Ctrl-D and Ctrl-R not allowed; For DK/RF, PRESS [ENTER] to continue
-
- ADDR2. Address Line 2
- IF R has a street address and a PO Box in the same city, ENTER PO Box here in Address Line 2.
 - If none, PRESS [Enter] to continue
 - Ctrl-D and Ctrl-R not allowed; For DK/RF, PRESS [Enter] to continue
-
- CITY. City
- Ctrl-D and Ctrl-R not allowed; For DK/RF type [DK] or [RF]
- CHECK for DK, RF, or DON'T KNOW entered: A valid address is required in order for us to make a payment, including name, address line 1, city, state, zip/postal code and country. This payment will not be made until this information is provided.
- STCODE. State (For COUNTRY=185)
- 1 – 57 (Assigned 57/FC if Country<>185)
- ZIP. Zip Code
- Ctrl-D and Ctrl-R not allowed; For DK/RF ENTER all [0]'s
- GO TO WTRCELL
- WTRCELL. Do you have a cell phone?
- Do NOT ask but ENTER [1] if you know R is using a cell phone
 - Ctrl-D and Ctrl-R not allowed; For DK/RF ENTER [5]
- GO TO WTRHOME
- ↓
- CELLPH. Cell Phone - Area Code and Telephone Number
- What is the area code and phone number?
- ASK; or CONFIRM if phone number has been prelisted
 - If foreign phone, PRESS [ENTER] to go to foreign phone field
 - Ctrl-D and Ctrl-R not allowed; For DK/RF, GO BACK and ENTER [5] at previous question
- GO TO WTRHOME
- ↓
- CELLFOR. Cell Phone - Foreign Number
- (What is the area code and phone number?)
- ASK; or CONFIRM if phone number has been prelisted
 - Ctrl-D and Ctrl-R not allowed; For DK/RF, GO BACK and ENTER [5] at previous question
-
- WTRHOME. Do you have a home phone?
- Ctrl-D and Ctrl-R not allowed; For DK/RF ENTER [5]
- GO TO RPAY2EMAIL
- ↓
- HOMEPH. Home Phone - Area Code and Telephone Number
- What is the area code and phone number?

- ASK; or CONFIRM if phone number has been prelisted
- If foreign phone, PRESS [ENTER] to go to foreign phone field
- Ctrl-D and Ctrl-R not allowed; For DK/RF, GO BACK and ENTER [5] at previous question

[ENTER] (____) ____-____ → GO TO RPAY2EMAIL



HOMEFOR. Home Phone - Foreign Number

(What is the area code and phone number?)

- ASK; or CONFIRM if phone number has been prelisted
- Ctrl-D and Ctrl-R not allowed; For DK/RF, GO BACK and ENTER [5] at previous question

String 20 → GO TO RPAY2EMAIL

END RMAILADDR (CATI)

SECTION_N.RPAY2EMAIL (CATI)

(Prefilled with preloaded respondent email)

WTREMAIL. Is there an email address where we can contact you?

1. Yes 5. No → GO TO RPAY3A



EMAIL. (What is that e-mail address?)

- ASK; or CONFIRM if the email address has been prelisted
- ENTER email address, then READ BACK and VERIFY with Respondent
- Ctrl-D and Ctrl-R not allowed; For DK/RF type [DK] or [RF]

String 50

WTREMAIL2. Is there another email address where we can contact you?

1. Yes 5. No → GO TO RPAY3A



EMAIL2. (What is that e-mail address?)

- ASK; or CONFIRM if the email address has been prelisted
- ENTER email address, then READ BACK and VERIFY with Respondent
- Ctrl-D and Ctrl-R not allowed; For DK/RF type [DK] or [RF]

String 50

END RPAY2EMAIL (CATI) (GO TO RPAY3A)

SECTION_N.RMAILADDR (WEB)

(Prefilled with preloaded respondent name, address, phones)

Please review your contact information below. If everything is correct, click "Next" to continue. If anything needs updating, please make your changes and then click "Next" to save your updates and continue.

Next → GO TO RPAY3A

TITLE.	Title	String 6
NAMF.	First Name	String 20
NAMM.	Middle Name	String 20

NAML.	Last Name*	String 20	
SUFFIX.	Suffix	String 20	
CTRYCODE.	Country <i>United States includes Puerto Rico, U.S. Virgin Islands, Guam, American Samoa and the Northern Mariana Islands</i>	Select ▾	1 – 193 (Defaults to 185/US)
INCO.	In Care Of <i>“In Care Of” is used for mail to be delivered to someone at another person’s address and usually contains the name of the person to whom the address belongs.</i>	String 40	
ADDR1.	Address Line 1	String 40	
APTSTE.	Apartment or Suite <i>Enter “Apt” or “Ste” plus numbers or letters.</i>	String 10	
ADDR2.	Address Line 2 <i>“Address Line 2” is most often used for a room or floor number.</i>	String 40	
CITY.	City	String 40	
STCODE.	State (U.S.)	Select ▾	1 – 57 (Assigned 57/FC if Country<>185)
ZIP.	Zip Code (U.S.)	String 10	
POSTALCODE.	Postal Code (non U.S.)	String 10	
CELLPH.	Cell Phone Number (U.S.)	(__) __ - ____	If CELLPH/CELLFOR=Response, Assign WTRCELL=Yes; All Others, Assign WTRCELL=No.
CELLFOR.	Cell Phone Number (non U.S.)	String 20	
HOMEPH.	Home Phone Number (U.S.)	(__) __ - ____	If HOMEPH/HOMEFOR=Response, Assign WTRHOME=Yes; All Others, Assign WTRHOME=No.
HOMEFOR.	Home Phone Number (non U.S.)	String 20	

END RMAILADDR (WEB)**SECTION_N.RPAY2EMAIL (WEB)***(Prefilled with preloaded respondent email)*

		<u>Email Address</u>	
EMAIL.	Email	String 50	If EMAIL=Response, Assign WTREMAIL=Yes; All Others, Assign WTREMAIL=No.
EMAIL2.	2 nd Email	String 50	If EMAIL2=Response, Assign WTREMAIL2=Yes; All Others, Assign WTREMAIL2=No

END RPAY2EMAIL (WEB)

Street/Physical Address

RPAY3A. (CATI) Is your street address, the address where you actually live, different from your mailing address? (Can you tell me that address?)

Mailing Address

^RMailAddr.Addr1 ^RMailAddr.Aptste ^RMailAddr.Addr2^RMailAddr.City ^RMailAddr.StCode [CNTRYCODE<>US:
^RMailAddr.CntryCode] ^RMailAddr.Zip

- STREET ADDRESS is the address where R ACTUALLY LIVES, which is sometimes different from R's mailing address
- Ctrl-D and Ctrl-R not allowed; For DK/RF ENTER [5]
- If R cannot report the full street address, ENTER [5]

1. Yes 5. No → GO TO RPAY4PPCKPT



(WEB) Is your street address, the address where you ACTUALLY live different from your mailing address
(^RMailAddr.Addr1 ^RmailAddr.Aptste ^RmailAddr.Addr2^RmailAddr.City ^RmailAddr.StCode [CNTRYCODE<>US:
^RmailAddr.CntryCode] ^RmailAddr.Zip)?

1. Yes, street address is different from mailing address 5. No, street and mailing addresses are the same → GO TO RPAY4PPCKPT

**SECTION_N.RPAY3B (CATI)**

CTRYCODE.

Country

Please tell me that address.

- ENTER [185 UNITED STATES] for Puerto Rico, U.S. Virgin Islands, Guam, American Samoa or the Northern Mariana Islands

1 – 193 (Defaults to 185/US)

INCO.

In Care Of

Is there an "in care of" for this address?"

- If none, PRESS [Enter] to continue
- Ctrl-D and Ctrl-R not allowed; For DK/RF, PRESS [Enter] to continue

ADDR1.

Address Line 1

- DO NOT enter PO Box here, since we are asking for R's street address. GO BACK to the previous section R's Mailing Address to enter a PO Box for R.
- Ctrl-D and Ctrl-R not allowed; For DK/RF type [DK] or [RF]

APTSTE.

Apt/Suite

- If none, PRESS [Enter] to continue
- ENTER [Apt] or [Ste] plus numbers and /or letters
- Ctrl-D and Ctrl-R not allowed; For DK/RF, PRESS [ENTER] to continue

ADDR2.

Address Line 2

- DO NOT enter PO Box here, since we are asking for R's street address. GO BACK to the previous section R's Mailing Address to enter a PO Box for R.
- If none, PRESS [Enter] to continue
- Ctrl-D and Ctrl-R not allowed; For DK/RF, PRESS [Enter] to continue

- CITY. **City**
- Ctrl-D and Ctrl-R not allowed; For DK/RF type [DK] or [RF]
- CHECK for DK, RF, or DON'T KNOW entered: A valid address is required in order for us to make a payment, including name, address line 1, city, state, zip/postal code and country. This payment will not be made until this information is provided.
- STCODE. **State** (For COUNTRY=185)
- 1 – 57 (Assigned 57/FC if Country<>185)
- ↓
- ZIP. **Zip Code**
- For addresses outside the U.S., PRESS [ENTER] to continue to foreign postal code field
 - Ctrl-D and Ctrl-R not allowed; For DK/RF ENTER all [0]'s
- GO TO POSTALCODE
- POSTALCODE. **Postal Code**
- Ctrl-D and Ctrl-R not allowed; For DK/RF ENTER all [0]'s
- GO TO WTRCELL

END RPAY3B (CATI) (GO TO RPAY4CKPT)

SECTION_N.RPAY3B (WEB)

Please enter your street address below. When you're finished, please click "Next" to save your updates and continue.

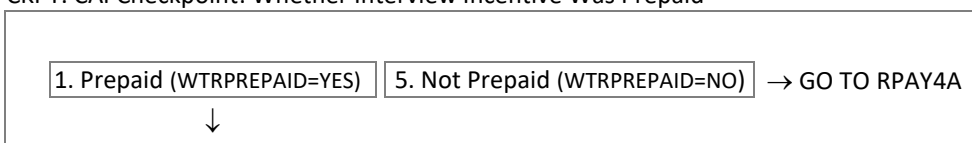
→ GO TO RPAY4CKPT

- | | | | |
|-------------|--|--|---|
| CTRYCODE. | Country
<i>United States includes Puerto Rico, U.S. Virgin Islands, Guam, American Samoa and the Northern Mariana Islands</i> | <input type="text" value="Select ▾"/> | 1 – 193 (Defaults to 185/US) |
| INCO. | In Care Of
<i>"In Care Of" is used for mail to be delivered to someone at another person's address and usually contains the name of the person to whom the address belongs.</i> | <input type="text" value="String 40"/> | |
| ADDR1. | Address Line 1 | <input type="text" value="String 40"/> | |
| APTSTE. | Apartment or Suite
<i>Enter "Apt" or "Ste" plus numbers or letters</i> | <input type="text" value="String 10"/> | |
| ADDR2. | Address Line 2
<i>"Address Line 2" is most often used for a room or floor number.</i> | <input type="text" value="String 40"/> | |
| CITY. | City | <input type="text" value="String 40"/> | |
| STCODE. | State (U.S.) | <input type="text" value="Select ▾"/> | 1 – 57 (Assigned 57/FC if Country<>185) |
| ZIP. | Zip Code (U.S.) | <input type="text" value="String 10"/> | |
| POSTALCODE. | Postal Code (non U.S.) | <input type="text" value="String 10"/> | |

END RPAY3B (WEB)

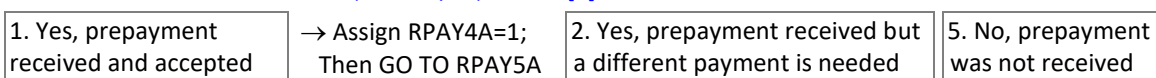
Prepayment

RPAY4PPCKPT. CAI Checkpoint: Whether Interview Incentive Was Prepaid

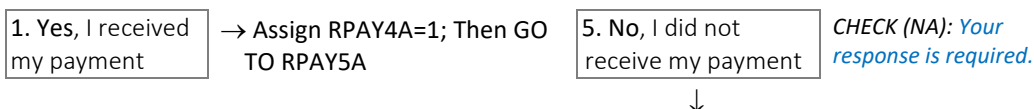


RPAY4PP. (CATI) Interviewer Checkpoint

- This interview was prepaid $\$(AMTPREPAID)$ – was the prepayment received? ASK R if needed.
 - The standard payment amount for this interview is $\$(PAYMENT)$
 - Non-standard payment amounts can be $\$(PAYMENT)$ to $\$(PAYMENT*2)$
 - Other payment amounts (e.g., in addition to prepaid amount) can be \$1.00 to $\$(PAYMENT*2)$
- Ctrl-D and Ctrl-R not allowed; For DK/RF, ENTER [1]



(WEB) Did you receive your $\$(AMTPREPAID)$ payment?

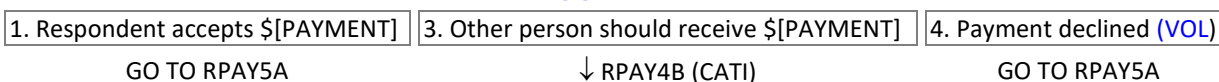


Who Receives Payment

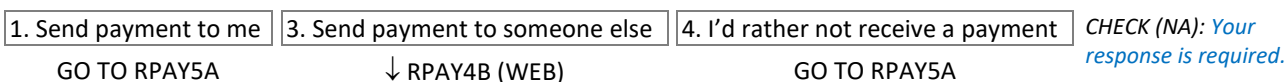
RPAY4A. (CATI) [*WTRPREPAID=YES: IWER: This interview was PREPAID $\$(AMTPREPAID)$ but R reported the prepayment was not received or a different/additional payment is needed.*]

You may accept the [*WTRPREPAID=NO: $\$(PAYMENT)$ / WTRPREPAID=YES: payment*] or have it sent to someone else of your choosing. Which would you prefer?

- Ctrl-D and Ctrl-R not allowed; For DK/RF ENTER [1]



(WEB) You may accept the $\$(PAYMENT)$ payment for completing this interview or have it sent to someone else of your choosing. Which would you prefer?



Other Payee Address, Phones

SECTION_N.RPAY4B (CATI)

ADDRTYPE. Which Address (Not asked)

3. OthPayee

TITLE. Title – e.g. “Mr”, “Mrs”, “Ms”, “Miss”, “Dr”
Who would you like to receive the payment?

- If no title, PRESS [Enter] to continue
- Ctrl-D and Ctrl-R not allowed; For DK/RF, PRESS [Enter] to continue

String 6

- NAMF. **First Name**
- Ctrl-D and Ctrl-R not allowed; For DK/RF type [DK] or [RF]
- CHECK for DK, RF, or DON'T KNOW entered: A valid address is required in order for us to make a payment, including name, address line 1, city, state, zip/postal code and country. This payment will not be made until this information is provided.*
- NAMM. **Middle Name**
- Ask for Middle Name but do not probe DK or RF
 - If none, PRESS [Enter] to continue
 - Ctrl-D and Ctrl-R not allowed; For DK/RF, PRESS [Enter] to continue
-
- NAML. **Last Name**
- Ctrl-D and Ctrl-R not allowed; For DK/RF type [DK] or [RF]
-
- SUFFIX. **Suffix – e.g. “Sr”, “Jr”**
- If none, PRESS [Enter] to continue
 - Ctrl-D and Ctrl-R not allowed; For DK/RF, PRESS [Enter] to continue
-
- CTRYCODE. **Country**
- To what address should we send the payment?
- ENTER [185 UNITED STATES] for Puerto Rico, U.S. Virgin Islands, Guam, American Samoa or the Northern Mariana Islands
- 1 – 193 (Defaults to 185/US)
- INCO. **In Care Of**
- If none, PRESS [Enter] to continue
 - Ctrl-D and Ctrl-R not allowed; For DK/RF, PRESS [Enter] to continue
-
- ADDR1. **Address 1**
- IF R says the mailing address contains both a street address and PO Box: ENTER street address here (Address 1) and ENTER PO Box in Address 2
 - Ctrl-D and Ctrl-R not allowed; For DK/RF type [DK] or [RF]
- CHECK for DK, RF, or DON'T KNOW entered: A valid address is required in order for us to make a payment, including name, address line 1, city, state, zip/postal code and country. This payment will not be made until this information is provided.*
- APTSTE. **Apt/Suite**
- If none, PRESS [Enter] to continue
 - ENTER [Apt] or [Ste] plus numbers and /or letters
 - Ctrl-D and Ctrl-R not allowed; For DK/RF, PRESS [ENTER] to continue
-
- ADDR2. **Address Line 2**
- IF R has a street address and a PO Box in the same city, ENTER PO Box here in Address Line 2.
 - If none, PRESS [Enter] to continue
 - Ctrl-D and Ctrl-R not allowed; For DK/RF, PRESS [Enter] to continue
-

- CITY. **City**
- Ctrl-D and Ctrl-R not allowed; For DK/RF type [DK] or [RF]
- CHECK for DK, RF, or DON'T KNOW entered: A valid address is required in order for us to make a payment, including name, address line 1, city, state, zip/postal code and country. This payment will not be made until this information is provided.
- STCODE. **State (For COUNTRY=185)**
- 1 – 57 (Assigned 57/FC if Country<>185)
- ↓
- ZIP. **Zip Code**
- For addresses outside the U.S., PRESS [ENTER] to continue to foreign postal code field
 - Ctrl-D and Ctrl-R not allowed; For DK/RF ENTER all [0]'s
- GO TO POSTALCODE
- POSTALCODE. **Postal Code**
- Ctrl-D and Ctrl-R not allowed; For DK/RF ENTER all [0]'s
- GO TO WTRCELL
- WTRCELL. Does [RPAY4B.NAMF RPAY4B.NAML] have a cell phone?
- Ctrl-D and Ctrl-R not allowed; For DK/RF ENTER [5]
- GO TO WTRHOME
- ↓
- CELLPH. **Cell Phone - Area Code and Telephone Number**
- What is the area code and phone number?
- If foreign phone, PRESS [ENTER] to go to foreign phone field
 - Ctrl-D and Ctrl-R not allowed; For DK/RF, GO BACK and ENTER [5] at previous question
- () → GO TO WTRHOME
- ↓
- CELLFOR. **Cell Phone - Foreign Number**
- (What is the area code and phone number?)
- Ctrl-D and Ctrl-R not allowed; For DK/RF, GO BACK and ENTER [5] at previous question
-
- WTRHOME. Does [RPAY4B.NAMF RPAY4B.NAML] have a home phone?
- Ctrl-D and Ctrl-R not allowed; For DK/RF ENTER [5]
- GO TO RPAY5A
- ↓
- HOMEPH. **Home Phone - Area Code and Telephone Number**
- What is the area code and phone number?
- ASK; or CONFIRM if phone number has been prelisted
 - If foreign phone, PRESS [ENTER] to go to foreign phone field
 - Ctrl-D and Ctrl-R not allowed; For DK/RF, GO BACK and ENTER [5] at previous question
- () → GO TO RPAY5A
- ↓
- HOMEFOR. **Home Phone - Foreign Number**
- (What is the area code and phone number?)
- ASK; or CONFIRM if phone number has been prelisted

- Ctrl-D and Ctrl-R not allowed; For DK/RF, GO BACK and ENTER [5] at previous question

String 20 → GO TO RPAY5A

END RPAY4B (CATI) (GO TO RPAY5A)

SECTION_N.RPAY4B (WEB)

Please enter contact information for the person to whom you would like us to send the payment. When you're finished, please select "Next" to save your changes.

Next → GO TO RPAY5A

TITLE.	Title	String 6	
NAMF.	First Name	String 20	
NAMM.	Middle Name	String 20	
NAML.	Last Name*	String 20	
SUFFIX.	Suffix	String 20	
CTRYCODE.	Country <i>United States includes Puerto Rico, U.S. Virgin Islands, Guam, American Samoa and the Northern Mariana Islands</i>	Select ▾	1 – 193 (Defaults to 185/US)
INCO.	In Care Of <i>"In Care Of" is used for mail to be delivered to someone at another person's address and usually contains the name of the person to whom the address belongs.</i>	String 40	
ADDR1.	Address Line 1	String 40	
APTSTE.	Apartment or Suite <i>Enter "Apt" or "Ste" plus numbers or letters</i>	String 10	
ADDR2.	Address Line 2 <i>"Address Line 2" is most often used for a room or floor number.</i>	String 40	
CITY.	City	String 40	
STCODE.	State (U.S.)	Select ▾	1 – 57 (Assigned 57/FC if Country<>185)
ZIP.	Zip Code (U.S.)	String 10	
POSTALCODE.	Postal Code (non U.S.)	String 10	
CELLPH.	Cell Phone Number (U.S.)	(_) - - - - -	
CELLFOR.	Cell Phone Number (non U.S.)	String 20	
HOMEPH.	Home Phone Number (U.S.)	(_) - - - - -	If HOMEPH/HOMEFOR=Response, Assign WTRHOME=Yes; All Others, Assign WTRHOME=No.
HOMEFOR.	Home Phone Number (non U.S.)	String 20	

END RPAY4B (WEB)Contact Person 1 Address, Phones, Email

RPAY5A. (CATI) We may contact you again in about two years. You will receive a token of our appreciation for that interview, too. Just in case you should move before then and we don't receive your address update postcard, we would like the name of someone, such as a close friend or relative not living with you, who will know where we can reach you.

- ENTER [1] to continue

1. Continue → GO TO RPAY5CKPT 7. R refused contact info DK/RF
 GO TO RPAY7 RULE (CLEAR OUT
 PRELISTED CP1/CP2 INFO)

(WEB) We may contact you again in about two years and you will receive a token of our appreciation for that interview, too. Just in case you should move before then and we don't receive your address update postcard, we would like the name of someone, such as a close friend or relative not living with you, who will know where we can reach you.

1. Continue 7. I prefer not to provide this information NA
 ↓
 GO TO RPAY7 RULE (CLEAR OUT PRELISTED
 CP1/CP2 INFO)

RPAY5CKPT. CAI Checkpoint: Whether Contact Person 1 Information Preloaded

1. Contact Person 1 Preloaded 5. Contact Person 1 Not Preloaded → GO TO RPAY5D
 ↓

RPAY5C. (CATI) Last time, we had [PRELOAD.FIRSTNAME_2 PRELOAD.LASTNAME_2] listed as a contact for you. Would you like to continue with this contact?

- ENTER [7] if R refuses Contact Person information
- Ctrl-D and Ctrl-R not allowed

1. Yes, continue with this contact 5. No, change this contact 7. R refused contact info
 ↓ RPAY5D1 GO TO RPAY5D (CATI) GO TO RPAY6CKPT

(WEB) Last time, we had [PRELOAD.FIRSTNAME_2 PRELOAD.LASTNAME_2] listed as a contact for you. Would you like to continue with this contact?

1. Yes, continue to list this person as a contact 5. No, I'd like to replace this person with a different contact 7. No, I'd prefer not to use this person as a contact any longer NA
 GO TO RPAY5D (WEB) GO TO RPAY6CKPT

RPAY5D1. (CATI) Is the address I have for [PRELOADED CONTACT PERSON 1] correct?

- READ Contact Person 1 address to R

1. Yes, address is correct → Assign RPAY5D.ADDRTYPE=4, RPAY5D address=Preload & GO TO RPAY5D.WTRCELL 5. No, address needs updating
 DK/RF ↓

SECTION_N.RPAY5D (CATI)

(Prefilled with preloaded contact person 1 name, address, phones)

ADDRTYPE. Which Address (Not asked)

4. Contact1

- TITLE. Title – e.g. “Mr”, “Mrs”, “Ms”, “Miss”, “Dr”
 [RPAY5C=CONTINUE: Does (he / she) still live at this address? Is the phone number right? Area code and phone number? Extension? / RPAY5C=CHANGE or RPAY5BCKPT=5: Who shall I list as a contact person for you? What is (his / her) complete name and mailing address?]
- If needed, REMIND R: This should be someone, such as a close friend or relative not living with you, who will know where we can reach you
 - If no title, PRESS [Enter] to continue
 - Ctrl-D and Ctrl-R not allowed; For DK/RF, PRESS [Enter] to continue
 - IF R refuses Contact Person info, DO NOT ENTER anything here. GO BACK and ENTER [7] at RPAY5c to exit these questions (you may need to go back and ENTER RPAY5b=1 first)
- String 6
- NAMF. First Name
- Ctrl-D and Ctrl-R not allowed; For DK/RF type [DK] or [RF]
- String 20 CHECK for DK, RF, or DON'T KNOW entered: A valid address is required in order for us to make a payment, including name, address line 1, city, state, zip/postal code and country. This payment will not be made until this information is provided.
- NAMM. Middle Name
- Ask for Middle Name but do not probe DK or RF
 - If none, PRESS [Enter] to continue
 - Ctrl-D and Ctrl-R not allowed; For DK/RF, PRESS [Enter] to continue
- String 20
- NAML. Last Name
- Ctrl-D and Ctrl-R not allowed; For DK/RF type [DK] or [RF]
- String 20 CHECK for DK, RF, or DON'T KNOW entered: A valid address is required in order for us to make a payment, including name, address line 1, city, state, zip/postal code and country. This payment will not be made until this information is provided.
- SUFFIX. Suffix – e.g. “Sr”, “Jr”
- If none, PRESS [Enter] to continue
 - Ctrl-D and Ctrl-R not allowed; For DK/RF, PRESS [Enter] to continue
- String 20
- CTRYCODE. Country
- ENTER [185 UNITED STATES] for Puerto Rico, U.S. Virgin Islands, Guam, American Samoa or the Northern Mariana Islands
- Select ▾ 1 – 193 (Defaults to 185/US)
- INCO. In Care Of
- Is there an “in care of” for this address?
- If none, PRESS [Enter] to continue
 - Ctrl-D and Ctrl-R not allowed; For DK/RF, PRESS [Enter] to continue
- String 40
- ADDR1. Address 1
- IF R says the mailing address contains both a street address and PO Box: ENTER street address here (Address 1) and ENTER PO Box in Address 2
 - Ctrl-D and Ctrl-R not allowed; For DK/RF type [DK] or [RF]

String 40 *CHECK for DK, RF, or DON'T KNOW entered: A valid address is required in order for us to make a payment, including name, address line 1, city, state, zip/postal code and country. This payment will not be made until this information is provided.*

APTSTE. Apt/Suite

- If none, PRESS [Enter] to continue
- ENTER [Apt] or [Ste] plus numbers and /or letters
- Ctrl-D and Ctrl-R not allowed; For DK/RF, PRESS [Enter] to continue

String 10

ADDR2. Address Line 2

- If R has a street address and a PO Box in the same city, ENTER PO Box here in Address Line 2.
- If none, PRESS [Enter] to continue
- Ctrl-D and Ctrl-R not allowed; For DK/RF, PRESS [Enter] to continue

String 40

CITY. City

- Ctrl-D and Ctrl-R not allowed; For DK/RF type [DK] or [RF]

String 40

STCODE. State (For COUNTRY=185)

Select ▾ 1 – 57 (Assigned 57/FC if Country<>185)



ZIP. Zip Code

- For addresses outside the U.S., PRESS [ENTER] to continue to foreign postal code field

String 10 → GO TO POSTALCODE

POSTALCODE. Postal Code

- Ctrl-D and Ctrl-R not allowed; For DK/RF ENTER all [0]'s

String 10 → GO TO WTRCELL

WTRCELL. Does [RPAY5D.NAMF RPAY5D.NAML] have a cell phone?

- Ctrl-D and Ctrl-R not allowed; For DK/RF ENTER [5]

1. Yes 5. No → GO TO WTRHOME



CELLPH. Cell Phone - Area Code and Telephone Number

What is the area code and phone number?

- ASK; or CONFIRM if phone number has been prelisted
- If foreign phone, PRESS [ENTER] to go to foreign phone field
- Ctrl-D and Ctrl-R not allowed; For DK/RF, GO BACK and ENTER [5] at previous question

[ENTER] (_ _) _ _ - _ _ _ → GO TO WTRHOME



CELLFOR. Cell Phone - Foreign Number

(What is the area code and phone number?)

- ASK; or CONFIRM if phone number has been prelisted
- Ctrl-D and Ctrl-R not allowed; For DK/RF, GO BACK and ENTER [5] at previous question

- String 20
- WTRHOME. Does [RPAY5D.NAMF RPAY5D.NAML] have a home phone?
- Ctrl-D and Ctrl-R not allowed; For DK/RF ENTER [5]
1. Yes 5. No → GO TO RPAY5EMAIL
- ↓
- HOMEPH. Home Phone - Area Code and Telephone Number
- What is the area code and phone number?
- ASK; or CONFIRM if phone number has been prelisted
 - If foreign phone, PRESS [ENTER] to go to foreign phone field
 - Ctrl-D and Ctrl-R not allowed; For DK/RF, GO BACK and ENTER [5] at previous question
- [ENTER] (_ _) _ _ - _ _ _ _ → GO TO RPAY5EMAIL
- ↓
- HOMEFOR. Home Phone - Foreign Number
- (What is the area code and phone number?)
- ASK; or CONFIRM if phone number has been prelisted
 - Ctrl-D and Ctrl-R not allowed; For DK/RF, GO BACK and ENTER [5] at previous question
- String 20 → GO TO RPAY5EMAIL

END RPAY5D (CATI)

SECTION_N.C1EMAIL (CATI)

(Prefilled with preloaded contact person 1 email)

- WTREMAIL. Is there an email address where we can contact [RPAY5D.NAMF RPAY5D.NAML]?
1. Yes 5. No → GO TO RPAY5J
- ↓
- EMAIL. (What is that e-mail address?)
- ASK; or CONFIRM if the email address has been prelisted
 - ENTER email address, then READ BACK and VERIFY with Respondent
 - Ctrl-D and Ctrl-R not allowed; For DK/RF type [DK] or [RF]
- String 50
- WTREMAIL2. Is there another email address where we can contact [RPAY5D.NAMF RPAY5D.NAML]?
1. Yes 5. No → GO TO RPAY5J
- ↓
- EMAIL2. (What is that e-mail address?)
- ASK; or CONFIRM if the email address has been prelisted
 - ENTER email address, then READ BACK and VERIFY with Respondent
 - Ctrl-D and Ctrl-R not allowed; For DK/RF type [DK] or [RF]
- String 50

END C1EMAIL (CATI) (GO TO RPAY5J)

SECTION_N.RPAY5D (WEB)

(Prefilled with preloaded contact person 1 name, address, phones)

[*RPAY5C=CONTINUE*: Please review the contact information below. If everything is correct, click “Next” to continue. If anything needs updating, please make your changes and then click “Next” to save your updates and continue. / *RPAY5C=CHANGE* or *RPAY5CKPT=5*: Please fill out the information below for the person you would like to list as a contact. When you’re finished, please click “Next” to save your updates and continue.]

This should be someone, such as a close friend or relative NOT LIVING WITH YOU, who will know where we can reach you

Next → GO TO RPAY5J

TITLE.	Title	<input type="text" value="String 6"/>	
NAMF.	First Name	<input type="text" value="String 20"/>	
NAMM.	Middle Name	<input type="text" value="String 20"/>	
NAML.	Last Name	<input type="text" value="String 20"/>	
SUFFIX.	Suffix	<input type="text" value="String 20"/>	
CTRYCODE.	Country <i>United States includes Puerto Rico, U.S. Virgin Islands, Guam, American Samoa and the Northern Mariana Islands</i>	<input type="text" value="Select ▾"/>	1 – 193 (Defaults to 185/US)
INCO.	In Care Of <i>“In Care Of” is used for mail to be delivered to someone at another person’s address and usually contains the name of the person to whom the address belongs.</i>	<input type="text" value="String 40"/>	
ADDR1.	Address Line 1	<input type="text" value="String 40"/>	
APTSTE.	Apartment or Suite <i>Enter “Apt” or “Ste” plus numbers or letters</i>	<input type="text" value="String 10"/>	
ADDR2.	Address Line 2 <i>“Address Line 2” is most often used for a room or floor number.</i>	<input type="text" value="String 40"/>	
CITY.	City	<input type="text" value="String 40"/>	
STCODE.	State (U.S.)	<input type="text" value="String 50"/>	
		<input type="text" value="Select ▾"/>	1 – 57 (Assigned 57/FC if Country<>185)
ZIP.	Zip Code (U.S.)	<input type="text" value="String 10"/>	
POSTALCODE.	Postal Code (non U.S.)	<input type="text" value="String 10"/>	
CELLPH.	Cell Phone Number (U.S.)	<input type="text" value="() - - - -"/>	
CELLFOR.	Cell Phone Number (non U.S.)	<input type="text" value="String 20"/>	
HOMEPH.	Home Phone Number (U.S.)	<input type="text" value="() - - - -"/>	If HOMEPH/HOMEFOR=Response, Assign WTRHOME=Yes; All Others, Assign WTRHOME=No.
HOMEFOR.	Home Phone Number (non U.S.)	<input type="text" value="String 20"/>	

END RPAY5D (WEB)

SECTION_N.C1EMAIL (WEB)*(Prefilled with preloaded contact person 1 email)*

		<u>Email Address</u>	
EMAIL.	Email 1	String 50	If EMAIL=Response, Assign WTREMAIL=Yes; All Others, Assign WTREMAIL=No.
EMAIL2	Email 2	String 50	If EMAIL2=Response, Assign WTREMAIL2=Yes; All Others, Assign WTREMAIL2=No.

END C1EMAIL (WEB)

RPAY5J. (CATI) What is (his / her) relationship to you?

1. Mother	2. Father	3. Son	4. Daughter	5. Sister	6. Brother
7. Aunt	8. Uncle	9. Grandmother	10. Grandfather	11. Friend	12. Father-in-law
13. Mother-in-law	14. Cousin	97. Other-specify (RPAY5JSPEC. Specify (String 50))			

(WEB) What is this person's relationship to you?

1. Mother	2. Father	3. Son	4. Daughter	5. Sister	6. Brother
7. Aunt	8. Uncle	9. Grandmother	10. Grandfather	11. Friend	12. Father-in-law
13. Mother-in-law	14. Cousin	97. Other- Please specify (RPAY5JSPEC. String 50)			

Contact Person 2 Address, Phones, Email

RPAY6CKPT. CAI Checkpoint: Whether Contact Person 2 Information Preloaded

1. Contact Person 2 Preloaded	5. Contact Person 2 Not Preloaded	→ GO TO RPAY6C
↓		

RPAY6B. (CATI) Last time, we had [PRELOAD.FIRSTNAME_3 PRELOAD.LASTNAME_3] also listed as a contact for you. Would you like to continue with this contact?

- ENTER [7] if R refuses Contact Person information
- Ctrl-D and Ctrl-R not allowed

1. Yes, continue with this contact	5. No, change this contact	7. R refused contact info
GO TO RPAY6D1	GO TO RPAY6D (CATI)	GO TO RPAY7 RULE

(WEB) Last time, we had [PRELOAD.FIRSTNAME_3 PRELOAD.LASTNAME_3] also listed as a contact for you. Would you like to continue with this contact?

1. Yes, continue to list this person as a contact	5. No, I'd like to replace this person with a different contact	7. I'd prefer not to use this person as a contact any longer	NA
GO TO RPAY6D (WEB)		GO TO RPAY7 RULE	

RPAY6C. (CATI) We would like to have the name of a second person who will know where to reach you if your first contact is not able to help us. Is there a second person who can help us reach you?

- If needed, REMIND R: This should be someone, such as a close friend or relative not living with you, who will know where we can reach you

1. Yes	→ GO TO RPAY6D (CATI)	5. No	→ GO TO RPAY7CKPT
--------	-----------------------	-------	-------------------

(WEB) We would like to have the name of a second person who will know where to reach you if your first contact is not able to help us. Is there a second person who can help us reach you?

This should be someone, such as a close friend or relative NOT LIVING WITH YOU, who will know where we can reach you.

→ GO TO RPAY6D (WEB)

GO TO RPAY7CKPT

RPAY6D1. Is the address I have for [PRELOADED CONTACT PERSON 2] correct?

- READ contact person 2 address to R

→ Assign RPAY6D.ADDRTYPE=5,

RPAY6D address=Preload, & GO TO
RPAY6D.WTRCELL



SECTION_N.RPAY6D (CATI)

(Prefilled with preloaded contact person 2 name, address, phones)

ADDRTYPE. Which Address (Not asked)

TITLE. Title – e.g. “Mr”, “Mrs”, “Ms”, “Miss”, “Dr”

[RPAY6B=CONTINUE: Does (he / she) still live at this address? Is the phone number right? Area code and phone number? Extension? / RPAY6B=CHANGE or RPAY6CKPT=5: Who shall I list as a contact person for you? What is (his / her) complete name and mailing address?]

- If needed, REMIND R: This should be someone, such as a close friend or relative not living with you, who will know where we can reach you
- If no title, PRESS [Enter] to continue
- Ctrl-D and Ctrl-R not allowed; For DK/RF, PRESS [Enter] to continue
- If R refuses Contact Person info, DO NOT ENTER anything here. GO BACK and ENTER [7] at RPay6b to exit these questions (you may need to go back and ENTER RPay6a=1 first)

NAMF. First Name

- Ctrl-D and Ctrl-R not allowed; For DK/RF type [DK] or [RF]

CHECK for DK, RF, or DON'T KNOW entered: A valid address is required in order for us to make a payment, including name, address line 1, city, state, zip/postal code and country. This payment will not be made until this information is provided.

NAMM. Middle Name

- Ask for Middle Name but do not probe DK or RF
- If none, PRESS [Enter] to continue
- Ctrl-D and Ctrl-R not allowed; For DK/RF, PRESS [Enter] to continue

NAML. Last Name

- Ctrl-D and Ctrl-R not allowed; For DK/RF type [DK] or [RF]

CHECK for DK, RF, or DON'T KNOW entered: A valid address is required in order for us to make a payment, including name, address line 1, city, state, zip/postal code and country. This payment will not be made until this information is provided.

SUFFIX. Suffix – e.g. “Sr”, “Jr”

- If none, PRESS [Enter] to continue
- Ctrl-D and Ctrl-R not allowed; For DK/RF, PRESS [Enter] to continue

CTRYCODE. Country

- ENTER [185 UNITED STATES] for Puerto Rico, U.S. Virgin Islands, Guam, American Samoa or the

Northern Mariana Islands

 1 – 193 (Defaults to 185/US)

INCO.

In Care Of

Is there an “in care of” for this address?

- If none, PRESS [Enter] to continue
- Ctrl-D and Ctrl-R not allowed; For DK/RF, PRESS [Enter] to continue

ADDR1.

Address 1

- IF R says the mailing address contains both a street address and PO Box: ENTER street address here (Address 1) and ENTER PO Box in Address 2
- Ctrl-D and Ctrl-R not allowed; For DK/RF type [DK] or [RF]

 CHECK for DK, RF, or DON'T KNOW entered: A valid address is required in order for us to make a payment, including name, address line 1, city, state, zip/postal code and country. This payment will not be made until this information is provided.

APTSTE.

Apt/Suite

- If none, PRESS [Enter] to continue
- ENTER [Apt] or [Ste] plus numbers and /or letters
- Ctrl-D and Ctrl-R not allowed; For DK/RF, PRESS [Enter] to continue

ADDR2.

Address Line 2

- IF R has a street address and a PO Box in the same city, ENTER PO Box here in Address Line 2.
- If none, PRESS [Enter] to continue
- Ctrl-D and Ctrl-R not allowed; For DK/RF, PRESS [Enter] to continue

CITY.

City

- Ctrl-D and Ctrl-R not allowed; For DK/RF type [DK] or [RF]

STCODE.

State (For COUNTRY=185)

 1 – 57 (Assigned 57/FC if Country<>185)


ZIP.

Zip Code

- For addresses outside the U.S., PRESS [ENTER] to continue to foreign postal code field

 → GO TO POSTALCODE

POSTALCODE.

Postal Code

- Ctrl-D and Ctrl-R not allowed; For DK/RF ENTER all [0]'s

 → GO TO WTRCELL

WTRCELL.

Does [RPAY5D.NAMF RPAY5D.NAML] have a cell phone?

- Ctrl-D and Ctrl-R not allowed; For DK/RF ENTER [5]

 → GO TO WTRHOME


CELLPH.

Cell Phone - Area Code and Telephone Number

What is the area code and phone number?

- ASK; or CONFIRM if phone number has been prelisted
- If foreign phone, PRESS [ENTER] to go to foreign phone field
- Ctrl-D and Ctrl-R not allowed; For DK/RF, GO BACK and ENTER [5] at previous question

[ENTER] (____) ____-____ → GO TO WTRHOME



CELLFOR. Cell Phone - Foreign Number

(What is the area code and phone number?)

- ASK; or CONFIRM if phone number has been prelisted
- Ctrl-D and Ctrl-R not allowed; For DK/RF, GO BACK and ENTER [5] at previous question

String 20

WTRHOME. Does [RPAY5D.NAMF RPAY5D.NAML] have a home phone?

- Ctrl-D and Ctrl-R not allowed; For DK/RF ENTER [5]

1. Yes 5. No → GO TO RPAY6EMAIL



HOMEPH. Home Phone - Area Code and Telephone Number

What is the area code and phone number?

- ASK; or CONFIRM if phone number has been prelisted
- If foreign phone, PRESS [ENTER] to go to foreign phone field
- Ctrl-D and Ctrl-R not allowed; For DK/RF, GO BACK and ENTER [5] at previous question

[ENTER] (____) ____-____ → GO TO RPAY6EMAIL



HOMEFOR. Home Phone - Foreign Number

(What is the area code and phone number?)

- ASK; or CONFIRM if phone number has been prelisted
- Ctrl-D and Ctrl-R not allowed; For DK/RF, GO BACK and ENTER [5] at previous question

String 20 → GO TO RPAY6EMAIL

END RPAY6D (CATI)

SECTION_N.C2EMAIL (CATI)

(Prefilled with preloaded contact person 2 email)

WTREMAIL. Is there an email address where we can contact [RPAY6D.NAMF RPAY6D.NAML]?

1. Yes 5. No → GO TO RPAY6J



EMAIL. (What is that e-mail address?)

- ASK; or CONFIRM if the email address has been prelisted
- ENTER email address, then READ BACK and VERIFY with Respondent
- Ctrl-D and Ctrl-R not allowed; For DK/RF type [DK] or [RF]

String 50

WTREMAIL2. Is there another email address where we can contact [RPAY6D.NAMF RPAY6D.NAML]?

1. Yes 5. No → GO TO RPAY6J



EMAIL2. (What is that e-mail address?)

- ASK; or CONFIRM if the email address has been prelisted

- ENTER email address, then READ BACK and VERIFY with Respondent
- Ctrl-D and Ctrl-R not allowed; For DK/RF type [DK] or [RF]

String 50

END C2EMAIL (CATI) (GO TO RPAY6J)

SECTION_N.RPAY6D (WEB)

(Prefilled with preloaded contact person 2 name, address, phones)

[RPAY6B=CONTINUE: Please review the contact information below. If everything is correct, click "Next" to continue. If anything needs updating, please make your changes and then click "Next" to save your updates and continue. / RPAY6B=CHANGE or RPAY6CKPT=5: Please fill out the information below for the person you would like to list as a contact. When you're finished, please click "Next" to save your updates and continue.]

This should be someone, such as a close friend or relative NOT LIVING WITH YOU, who will know where we can reach you

Next → GO TO RPAY6J

TITLE.	Title	String 6	
NAMF.	First Name	String 20	
NAMM.	Middle Name	String 20	
NAML.	Last Name	String 20	
SUFFIX.	Suffix	String 20	
CTRYCODE.	Country <i>United States includes Puerto Rico, U.S. Virgin Islands, Guam, American Samoa and the Northern Mariana Islands</i>	Select ▾	1 – 193 (Defaults to 185/US)
INCO.	In Care Of <i>"In Care Of" is used for mail to be delivered to someone at another person's address and usually contains the name of the person to whom the address belongs.</i>	String 40	
ADDR1.	Address Line 1	String 40	
APTSTE.	Apartment or Suite <i>Enter "Apt" or "Ste" plus numbers or letters</i>	String 10	
ADDR2.	Address Line 2 <i>"Address Line 2" is most often used for a room or floor number.</i>	String 40	
CITY.	City	String 40	
STCODE.	State (U.S.)	Select ▾	1 – 57 (Assigned 57/FC if Country<>185)
ZIP.	Zip Code (U.S.)	String 10	

POSTALCODE.	Postal Code (non U.S.)	String 10	
CELLPH.	Cell Phone Number (U.S.)	() - - - - -	
CELLFOR.	Cell Phone Number (non U.S.)	String 20	
HOMEPH.	Home Phone Number (U.S.)	() - - - - -	If HOMEPH/HOMEFOR=Response, Assign WTRHOME=Yes; All Others, Assign WTRHOME=No.
HOMEFOR.	Home Phone Number (non U.S.)	String 20	

END RPAY6D (WEB)**SECTION_N.C2EMAIL (WEB)***(Prefilled with preloaded contact person 2 email)*

	Email Address		
EMAIL.	Email 1	String 50	If EMAIL=Response, Assign WTREMAIL=Yes; All Others, Assign WTREMAIL=No.
EMAIL2	Email 2	String 50	If EMAIL2=Response, Assign WTREMAIL2=Yes; All Others, Assign WTREMAIL2=No.

END C2EMAIL (WEB)

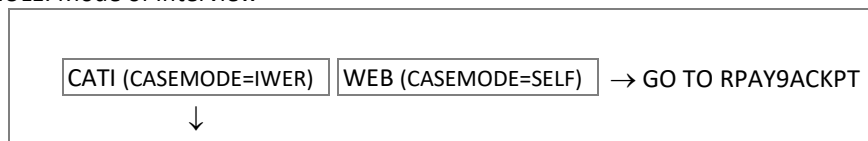
RPAY6J. (CATI) What is (his / her) relationship to you?

1. Mother	2. Father	3. Son	4. Daughter	5. Sister	6. Brother
7. Aunt	8. Uncle	9. Grandmother	10. Grandfather	11. Friend	12. Father-in-law
13. Mother-in-law	14. Cousin	97. Other-specify (RPAY6JSPEC. Specify (String 50))			

(WEB) What is this person's relationship to you?

1. Mother	2. Father	3. Son	4. Daughter	5. Sister	6. Brother
7. Aunt	8. Uncle	9. Grandmother	10. Grandfather	11. Friend	12. Father-in-law
13. Mother-in-law	14. Cousin	97. Other- Please specify (RPAY6JSPEC. String 50)			

RPAY7 RULE. Mode of Interview



NOTE: If tSample_Line.vExt_059 (Was a cell phone payment offered by you or anyone else?) =Yes/No, then value "1" is pushed into RPAY7C.

RPAY7C. Interviewer Checkpoint

- Did Respondent use a cell phone to complete this interview?

1. Yes	5. No	→ GO TO RPAY9ACKPT
--------	-------	--------------------

↓

SIGNAL FOR RPAY7C=YES: IWER: You entered that R completed this interview using a cell phone. If this is true, click Suppress to confirm. If R did not use a cell phone to complete this interview, click Close and change your response to No.

RPAY7D. Interviewer Checkpoint

- Was a cell phone payment offered by you or anyone else?

1. Yes 5. No

Payment

RPAY9ACKPT. CAI Checkpoint: Whether Payment Accepted or Declined

Not Prepaid (WTRPREPAID=5)		Prepaid (WTRPREPAID=1)					
1. Accepted (RPAY4A=1, 2, 3)		2. Declined (RPAY4A=4)	3. OK (RPAY4PP=1)	4. Not OK: Accepted (RPAY4PP=2, 5 & RPAY4A=1, 2, 3)		5. Not OK: Declined (RPAY4PP=2, 5 & RPAY4A=4)	
CATI	→ GO TO RPAY9A	CATI	→ GO TO RPAY8	CATI	→ GO TO RPAY9A	CATI	→ GO TO RPAY8
WEB-EPay Allowed (XEPDISPLAY=1)	→ GO TO RPAY9A	WEB	→ GO TO WEB END PAGE	WEB-EPay Allowed (XEPDISPLAY=1)	→ GO TO RPAY9A	WEB	→ GO TO WEB END PAGE
WEB-EPay Not Allowed (XEPDISPLAY=0)	→ (Assign RPAY9A=1) GO TO WEB END PAGE			WEB-EPay Not Allowed (XEPDISPLAY=0)	→ (Assign RPAY9A=1) GO TO WEB END PAGE		

RPAY9A. (CATI) [EPAY ALLOWED (XEPDISPLAY=1): IWER: DO NOT READ the question below and DO NOT offer or select electronic payment if the payee's mailing address is OUTSIDE OF THE U.S. JP Morgan can process electronic payments ONLY if the mailing address is IN THE U.S.]

Payee Name and Address:

[[RMAILADDR] / [RPAY4B]]

[EPAY ALLOWED-XEPDISPLAY=1: READ ONLY if payee's address is in the U.S.: We can provide payment by either check or direct deposit to an account by electronic payment. We have contracted with JP Morgan Chase Bank to process electronic payments. If you choose electronic payment, we will provide [RPAY4A=1: your / RPAY4A=3: [RPAY4B.NAMF's (^RPAY4B.NAML)]] contact information to JP Morgan Chase Bank, who will then contact [RPAY4A=1: you / RPAY4A=3: [RPAY4B.NAMF (^RPAY4B.NAML)]] directly about completing the payment.

How would you like us to issue the payment?]

[WTRPREPAID=NO: Tell us the type of Respondent payment to make

- The standard payment amount for this interview is \$[PAYMENT]
- Non-standard payment amounts can be \$[PAYMENT] to \$[PAYMENT*2]
- ENTER [1, 7] or [2, 7] or [EPAY ALLOWED-XEPDISPLAY=1: or [6, 7]] to record a cell phone payment and/or temporary mailing address in addition to a standard check/money order [EPAY ALLOWED-XEPDISPLAY=1: /electronic payment]
- Ctrl-D and Ctrl-R not allowed /

WTRPREPAID=YES: IWER: This interview was PREPAID \$[AMTPREPAID] but R reported the prepayment was not received or a different/additional payment is needed

- The standard payment amount for this interview is \$[PAYMENT]
- Non-standard payment amounts can be \$[PAYMENT] to \$[PAYMENT*2]
- Other payment amounts (e.g., in addition to prepaid amount) can be \$1.00 to \$[PAYMENT*2]
- ENTER [5] if a cash payment was made or ENTER [7] to request a check payment, [EPAY ALLOWED-XEPDISPLAY=1: electronic payment,] or special handling
- Ctrl-D and Ctrl-R not allowed]

1. Pay by CHECK in standard amount of \$[PAYMENT]	For WTRPREPAID=5 only; Exclusive of 2, 5, 6
2. Pay by MONEY ORDER in standard amount of \$[PAYMENT]	For WTRPREPAID=5 only; Exclusive of 1, 5, 6
5. CASH payment has been made (Record details)	Exclusive of 1, 2, 6, 7
6. Electronic payment in standard amount of \$[PAYMENT] (U.S. addresses only)	For WTRPREPAID=5 & XEPDISPLAY=1 only; Exclusive of 1, 2, 5
7. Special handling: [NOT PREPAID: Non-standard payment / PREPAID: Payment] amount, cell phone payment, temporary address	Exclusive of 5

SIGNAL for RPAY9A=EPAY: READ TO R: JP Morgan requires a U.S. bank or other financial institution for electronic payments - is your bank (or financial institution) a U.S. bank (financial institution)? If YES, select SUPPRESS to continue; if NO, change your selection to [1. Check] or [2. Money Order].

SIGNAL for RPAY9A=MO: You have selected money order as method of payment. **READ TO R:** A money order would delay payment by 1-2 weeks, and if it is lost cannot be replaced for 6-8 weeks. Is that okay or should we issue a check instead? Change your selection to [1. Check] if necessary.

SIGNAL for RPAY7D=Yes & RPAY9A=Check, MO, EPAY & RPAY9A<>Special Handling: INTERVIEW WAS COMPLETED USING CELL PHONE and CELL PHONE PAYMENT HAS BEEN OFFERED. Standard payments by check or money order: ENTER [7] in addition to [1] or [2] or [6]. Non-standard payment amounts: ENTER [7]. Cash payments: a separate screen will automatically ask for cell phone payment amount.

(WEB) (Note: RPAY9A is asked of WEB respondents only if xEPDISPLAY=1; if xEPDISPLAY=0 then RPAY9A is not asked and is assigned '1' automatically. Please see RPAY9ACKPT.) We can provide payment by either check or direct deposit to an account by electronic payment. We have contracted with JP Morgan Chase Bank to process electronic payments. If you choose electronic payment, we will provide [RPAY4A=1: your / RPAY4A=3: [RPAY4B.NAMF's (RPAY4BNAML)] contact information to JP Morgan Chase Bank, who will then contact [RPAY4A=1: you / RPAY4A=3: [RPAY4B.NAMF's (RPAY4BNAML)] directly about completing the payment. How would you like the University of Michigan to issue ^TEXT-FILL-1 payment? How would you like us to issue [RPAY4A=1: your / RPAY4A=3: [RPAY4B.NAMF's (RPAY4BNAML)] payment? JP Morgan can process electronic payments ONLY for addresses and banks or other financial institutions that are IN THE U.S. If the payee's address or their bank/financial institution is OUTSIDE OF THE U.S. please select "Check from the University of Michigan".

1. Check from the University of Michigan	Exclusive of 6
6. Electronic payment through JP Morgan Chase Bank (U.S. addresses and banks only)	Exclusive of 1

CHECK: You can only select one payment option.

CHECK (NA): Your response is required.

RPAY9B RULE: Type of Payment Selected

Check or Money Order Only (RPAY9A=1, 2 only)	Cash (RPAY9A=5)	Electronic Payment Only (RPAY9A=6 only)	Special Handling (RPAY9A= (1, 2, 6) & 7)
GO TO [CATI: RPAY8 / WEB:WEB END PAGE]	↓	GO TO RPAY9EP1 RULE	GO TO RPAY9D

Cash Payment

RPAY9B. *CASH PAYMENT ONLY* Go back to RPAY9A for check, money order or electronic payment.
[WTRPREPAID=YES: IWER: This interview was PREPAID \$[AMTPREPAID] but R reported the prepayment was not received or a different/additional payment is needed]
When did you make the [WTRPREPAID=YES: different /additional] cash payment?

- ENTER MM/DD/[CYEAR], with or without slashes
- Ctrl-D and Ctrl-R not allowed

__/__/ [CYEAR]

RPAY9C. *CASH PAYMENT ONLY* Go back to RPAY9A for check, money order or electronic payment.

DO NOT INCLUDE amount for cell phone payment here - record this separately at the next screen

[WTRPREPAID=YES: IWER: This interview was PREPAID \$[AMTPREPAID] but R reported the prepayment was not received or a different/additional payment is needed]

How much was the cash Respondent payment for this interview?

- The standard payment amount for this interview is \$[PAYMENT]
- Non-standard payment amounts can be \$[PAYMENT] to \$[PAYMENT*2]
- [WTRPREPAID=YES: Other payment amounts (e.g., in addition to prepaid amount) can be \$1.00 to \$[PAYMENT*2]]
- Ctrl-D and Ctrl-R not allowed

[WTRPREPAID=NO: \$[PAYMENT] / WTRPREPAID=YES: \$1.00] – [PAYMENT*2]

RPAY9C2. *CASH PAYMENT ONLY* Go back to RPAY9A for check, money order or electronic payment.

How much, if any, was the cash Respondent payment for cell phone use?

- ENTER either \$0.00 or \$10.00
- Standard payment for cell phone use is \$10.00
- Ctrl-D and Ctrl-R not allowed

\$0.00; \$10.00 SIGNAL-RPAY9C2=\$0 & RPAY7B=YES: INTERVIEW WAS COMPLETED USING CELL PHONE and CELL PHONE PAYMENT HAS BEEN OFFERED. Cash payments: RECORD amount paid for cell phone use.

GO TO CHECK BEFORE RPAY8

Special Handling

RPAY9D. (CATI ONLY) *SPECIAL HANDLING*

[EPAY ALLOWED (XEPDISPLAY=1): IWER: DO NOT offer or select electronic payment if the payee's mailing address is OUTSIDE OF THE U.S. JP Morgan can process electronic payments ONLY if the mailing address is IN THE U.S.]

[WTRPREPAID=YES: IWER: This interview was PREPAID \$[AMTPREPAID] but R reported the prepayment was not received or a different/additional payment is needed]

Please indicate the type(s) of [WTRPREPAID=YES: payment/] special handling needed.

- ENTER all that apply
- Ctrl-D and Ctrl-R not allowed

1. Non-standard IW payment—check	For WTRPREPAID=5 & RPAY9A<>1, 2, 6 only; Exclusive of 6
6. Non-standard IW payment—electronic payment (U.S. addresses only)	For WTRPREPAID=5 & RPAY9A<>1, 2, 6 & XEPDISPLAY=1 only; Exclusive of 1
2. Temporary mailing address	
3. Cell phone use payment, \$10	
4. Additional or new payment—check	For WTRPREPAID=1 only; Exclusive of 5
5. Additional or new payment—electronic payment (U.S. addresses only)	For WTRPREPAID=1 & XEPDISPLAY=1 only; Exclusive of 4
7. Other-specify (RPAY9DSPEC. *SPECIAL HANDLING - Other specify* Please specify other special handling needed. But, go back to temporary address to record address where payment should be sent. (String 500))	

SIGNAL for RPAY9D=EPAY: READ TO R: JP Morgan requires a U.S. bank or other financial institution for electronic payments - is your bank (or financial institution) a U.S. bank (financial institution)? If YES, select SUPPRESS to continue; if NO, change your selection to [Check].

SIGNAL for RPAY7D=YES & RPAY9D<>CELL PAYMENT: INTERVIEW WAS COMPLETED USING CELL PHONE and CELL PHONE PAYMENT HAS BEEN OFFERED. Standard and non-standard payments: ENTER [3] to select cell phone payment.

RPAY9DAMT RULE. Type of Special Handling

Non-Standard Payment Amount or Additional/ New Payment Needed (RPAY9D=1, 4, 5, 6)	Cell Payment Only (RPAY9D=3) GO TO CHECK BEFORE RPAY8	All Others GO TO RPAY9DADDR RULE
↓		

SIGNAL FOR RPAY9D<>3 & RPAY7B=YES: INTERVIEW WAS COMPLETED USING CELL PHONE and CELL PHONE PAYMENT HAS BEEN OFFERED. Standard and non-standard payments: ENTER [3].

Special Handling - Non-Standard Amount or Additional/New Payment

RPAY9DAMT. *SPECIAL HANDLING - Non-standard payment amount*

DO NOT INCLUDE amount for cell phone payment here - a separate check must be issued for cell phone payment. Go back to RPay9d and select "3 - Cell phone payment"

[WTRPREPAID=YES: IWER: This interview was PREPAID \$[AMTPREPAID] but R reported the prepayment was not received or a different/additional payment is needed]

How much is the Respondent payment for this interview?

- The standard payment amount for this interview is \$[PAYMENT]
- Non-standard payment amounts can be \$[PAYMENT] to \$[PAYMENT*2]
- [WTRPREPAID=YES: Other payment amounts (e.g., in addition to prepaid amount) can be \$1.00 to \$[PAYMENT*2]]
- DO NOT INCLUDE amount for cell phone payment here – a separate check must be issued for cell phone payment. Go back to RPAY9d and select "3 - Cell phone payment"
- Ctrl-D and Ctrl-R not allowed

NOT PREPAID \$[PAYMENT] – [PAYMENT*2]

PREPAID \$1.00 – [PAYMENT*2]

RPAY9DADDR RULE. Whether Temporary Mailing Address Selected

Temp Address (RPAY9D=2)	All Others	→ GO TO RPAY9EP1 RULE
↓		

Special Handling - Temporary Mailing Address

SECTION_N.RPAY9DADDR

ADDRTYPE. Which Address (Not asked)

8. RTempMailAddr

TITLE. *SPECIAL HANDLING - Temporary name and address*

Title – e.g. "Mr", "Mrs", "Ms", "Miss", "Dr"

What is that name and address?

- If no title, PRESS [Enter] to continue
 - Ctrl-D and Ctrl-R not allowed; For DK/RF, PRESS [Enter] to continue
- String 6
- NAMF. First Name
- Ctrl-D and Ctrl-R not allowed; For DK/RF type [DK] or [RF]
- CHECK for "DK", "RF", or "DON'T KNOW" entered: A valid address is required in order for us to make a payment, including name, address line 1, city, state, zip/postal code and country. This payment will not be made until this information is provided.
- NAMM. Middle Name
- Ask for Middle Name but do not probe DK or RF
 - If none, PRESS [Enter] to continue
 - Ctrl-D and Ctrl-R not allowed; For DK/RF, PRESS [Enter] to continue
- String 20
- NAML. Last Name
- Ctrl-D and Ctrl-R not allowed; For DK/RF type [DK] or [RF]
- String 20
- CHECK for "DK", "RF", or "DON'T KNOW" entered: A valid address is required in order for us to make a payment, including name, address line 1, city, state, zip/postal code and country. This payment will not be made until this information is provided.
- SUFFIX. Suffix – e.g. "Sr", "Jr"
- If none, PRESS [Enter] to continue
 - Ctrl-D and Ctrl-R not allowed; For DK/RF, PRESS [Enter] to continue
- String 3
- CTRYCODE. Country
- ENTER [185 UNITED STATES] for Puerto Rico, U.S. Virgin Islands, Guam, American Samoa or the Northern Mariana Islands
- Select ▾ 1 – 193 (Defaults to 185/US)
- INCO. In Care Of
- Is there an "in care of" for this address?
- If none, PRESS [Enter] to continue
 - Ctrl-D and Ctrl-R not allowed; For DK/RF, PRESS [Enter] to continue
- String 40
- ADDR1. Address 1
- IF R says the mailing address contains both a street address and PO Box: ENTER street address here (Address 1) and ENTER PO Box in Address 2
 - Ctrl-D and Ctrl-R not allowed; For DK/RF type [DK] or [RF]
- String 40 CHECK for DK, RF, or DON'T KNOW entered: A valid address is required in order for us to make a payment, including name, address line 1, city, state, zip/postal code and country. This payment will not be made until this information is provided.
- APTSTE. Apt/Suite
- If none, PRESS [Enter] to continue
 - ENTER [Apt] or [Ste] plus numbers and /or letters
 - Ctrl-D and Ctrl-R not allowed; For DK/RF, PRESS [ENTER] to continue
- String 10
- ADDR2. Address Line 2
- IF R has a street address and a PO Box in the same city, ENTER PO Box here in Address Line 2.

- If none, PRESS [Enter] to continue
- Ctrl-D and Ctrl-R not allowed; For DK/RF, PRESS [Enter] to continue

String 40

CITY. City

- Ctrl-D and Ctrl-R not allowed; For DK/RF type [DK] or [RF]

String 40

CHECK for DK, RF, or DON'T KNOW entered: A valid address is required in order for us to make a payment, including name, address line 1, city, state, zip/postal code and country. This payment will not be made until this information is provided.

STCODE. State (For COUNTRY=185)

Select ▾

1 – 57 (Assigned 57/FC if Country<>185)



ZIP. Zip Code

- For addresses outside the U.S., PRESS [ENTER] to continue to foreign postal code field

String 10

→ GO TO POSTALCODE

POSTALCODE. Postal Code

- Ctrl-D and Ctrl-R not allowed; For DK/RF ENTER all [0]'s

String 10

→ GO TO WTRCELL

END RPAY9DADDR

CHECK FOR NO PAYMENT SELECTED AT RPAY4A, RPAY9A, OR RPAY9D: You must select an interview payment type at RPAY9A or RPAY9D.

RPAY9EP1 RULE. Whether Electronic Payment Selected

Electronic Payment (RPAY9A=6 or RPAY9D=5,6)	All Others	→ GO TO CHECK BEFORE RPAY8
↓		

Electronic Payment

RPAY9EP1. (CATI) How would you prefer JP Morgan Chase Bank to contact [RPAY4A=1: you / RPAY4A=3: [RPAY4B.NAMF (RPAY4BNAML)] in order to complete electronic payment?

- Ctrl-D and Ctrl-R not allowed - we must have an email or cell phone to process electronic payments
- For DK/RF, GO BACK to RPAY9A and select a different payment option

1. Email

2. Text

(WEB) How would you prefer JP Morgan Chase Bank to contact [RPAY4A=1: you / RPAY4A=3: [RPAY4B.NAMF (RPAY4BNAML)] in order to complete electronic payment?

1. Email

2. Text

CHECK: Your response is required.

RPAY9EPCKPT: CAI Checkpoint. Whether Email or Cell Phone Already Collected

EMAIL (RPAY9EP1=1)	TEXT (RPAY9EP1=2)
--------------------	-------------------

1. Email collected (RPAY4A=SELF & Email Reported)	2. All others (RPAY4A=SELF & Email Not Reported; or RPAY4A=OTHER PAYEE)	3. Cell phone collected ((RPAY4A=SELF or OTHER PAYEE) & Cell Phone Reported)	4. All others ((RPAY4A=SELF or OTHER PAYEE) & Cell Phone Not Reported)
↓	GO TO RPAY9EP3	GO TO RPAY9EP4	GO TO RPAY9EP5

RPAY9EP2. Earlier, we recorded [*1 EMAIL*: the following email address / *>1 EMAIL*: two email addresses] for you:

[READ EMAIL ADDRESSES TO R](#)

[*RPAY2EMAIL.WTREMAIL=1 AND WTREMAIL2=5*: [RPAY2EMAIL.EMAIL]]

[*RPAY2EMAIL.WTREMAIL=1 AND WTREMAIL2=1*: [RPAY2EMAIL.EMAIL]]

[RPAY2EMAIL.EMAIL2]]

[*1 EMAIL*: Is this the email we should / *>1 EMAIL*: Which of these should we] provide to JP Morgan Chase Bank (for your electronic payment)?

- If R prefers a text instead, [GO BACK](#) to RPAY9EP1 and ENTER [2]
- Ctrl-D and Ctrl-R not allowed - we must have an email or cell phone to process electronic payments
- For DK/RF, [GO BACK](#) to RPAY9A and select a different payment option
- ENTER [5] if R does not want to use (one of) the email(s) reported earlier

1. [<i>1 EMAIL</i> : Yes / <i>>1 EMAIL</i> : [RPAY2EMAIL.EMAIL]]	5. [<i>1 EMAIL</i> : No / <i>>1 EMAIL</i> : Different email address-specify]
2. [RPAY2EMAIL.WTREMAIL=1 AND WTREMAIL2=1: RPAY2EMAIL.EMAIL2]]	

Assign RPAY9EP3; Then GO TO RPAY8

GO TO RPAY9EP3

(WEB) You previously reported [*1 EMAIL*: the following email address / *>1 EMAIL*: two email addresses]:

[*RPAY2EMAIL.WTREMAIL=1 AND WTREMAIL2=5*: [RPAY2EMAIL.EMAIL]]

[*RPAY2EMAIL.WTREMAIL=1 AND WTREMAIL2=1*: [RPAY2EMAIL.EMAIL]]

[RPAY2EMAIL.EMAIL2]]

[*1 EMAIL*: Is this the email we should / *>1 EMAIL*: Which of these should we] provide to JP Morgan Chase Bank for your electronic payment?

1. [<i>1 EMAIL</i> : Yes / <i>>1 EMAIL</i> : [RPAY2EMAIL.EMAIL]]	5. [<i>1 EMAIL</i> : No / <i>>1 EMAIL</i> : Provide a different email address]	NA
2. [RPAY2EMAIL.WTREMAIL=1 AND WTREMAIL2=1: RPAY2EMAIL.EMAIL2]]		

Assign RPAY9EP3; Then GO TO RPAY8

GO TO RPAY9EP3

RPAY9EP3. What email address should we provide to JP Morgan Chase Bank (for [*RPAY4A=1*: your / *RPAY4A=3*: [RPAY4B.NAMF RPAY4BNAML's]] electronic payment)?

- ENTER email address, then [READ BACK](#) and [VERIFY](#) with Respondent
- If R prefers a text instead, [GO BACK](#) to RPAY9EP1 and ENTER [2]
- Ctrl-D and Ctrl-R not allowed - we must have an email or cell phone to process electronic payments
- For DK/RF, [GO BACK](#) to RPAY9A and select a different payment option

String 50

GO TO RPAY8

(WEB) Please enter the email address that we should provide to JP Morgan Chase Bank for [*RPAY4A=1*: your / *RPAY4A=3*: [[RPAY4B.NAMF RPAY4BNAML's]] electronic payment.

Email *CHECK: Your response is required.*

GO TO RPAY8

RPAY9EP4. Earlier, we recorded the following cell phone number for [*RPAY4A=1*: you / *RPAY4A=3*: [RPAY4B.NAMF (RPAY4BNAML)]]:

[READ CELL PHONE NUMBER TO R](#)

[[RPHONE.CELLPH/CELLFOR] / [OPPHONE.CELLPH/CELLFOR]]

Is this the cell phone number we should provide to JP Morgan Chase Bank (for [RPAY4A=1: your / RPAY4A=3: [RPAY4B.NAMF RPAY4BNAML's]] electronic payment)?

- If R prefers an email instead, GO BACK to RPAY9EP1 and ENTER [1]
- Ctrl-D and Ctrl-R not allowed - we must have an email or cell phone to process electronic payments
- For DK/RF, GO BACK to RPAY9A and select a different payment option
- ENTER [5] if R does not want to use the cell phone reported earlier

→ Assign RPAY9EP5; → GO TO RPAY9EP5
Then GO TO RPAY8

(WEB) You previously reported the following cell phone number for [RPAY4A=1: you / RPAY4A=3: [RPAY4B.NAMF RPAY4BNAML]:

[[RPHONE.CELLPH/CELLFOR] / [OPPHONE.CELLPH/CELLFOR]]

Is this the cell phone number we should provide to JP Morgan Chase Bank for [RPAY4A=1: your / RPAY4A=3: [RPAY4B.NAMF RPAY4BNAML's]] electronic payment?

→ Assign RPAY9EP5;
Then GO TO RPAY8 GO TO RPAY9EP5

RPAY9EP5. What cell phone number should we provide to JP Morgan Chase Bank (for [RPAY4A=1: your / RPAY4A=3: [RPAY4B.NAMF RPAY4BNAML's]] electronic payment)?

- ENTER cell phone number, then READ BACK and VERIFY with Respondent
- If R prefers an email instead, GO BACK to RPAY9EP1 and ENTER [1]
- Ctrl-D and Ctrl-R not allowed - we must have an email or cell phone to process electronic payments
- For DK/RF, GO BACK to RPAY9A and select a different payment option

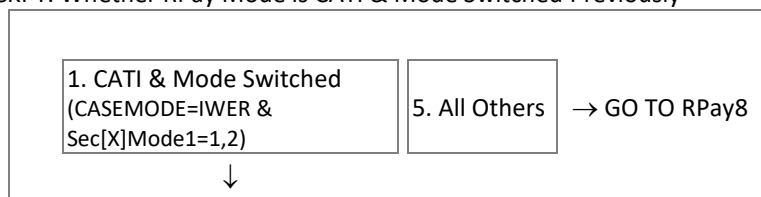
GO TO RPAY8

(WEB) Please enter the email address that we should provide to JP Morgan Chase Bank for [RPAY4A=1: your / RPAY4A=3: [RPAY4B.NAMF RPAY4BNAML's]] electronic payment.

Cell Phone CHECK: Your response is required.

GO TO RPAY8

CATIDBCKPT. Whether RPay Mode is CATI & Mode Switched Previously



CATIDB1. And finally, why did you finish the survey with an interviewer and not complete the survey on the web?

Thank You

RPAY8. (CATI) Thank you, these are all the questions I have for you. As part of our quality control procedures, another interviewer from The University of Michigan may call you back to ask a few questions about this interview and to answer any questions you may have about the interview process.

- ENTER [1] to continue

(WEB) You have finished the interview. Thank you very much for your participation and your contributions to the Family Economics Study!

[RPAY9EP1=EMAIL: Please check your email for payment information from JP Morgan Chase Bank, INCLUDING junk and spam folders. The email expires after 48 hours.]

(*End of interview. Assign RPAY8=1, IWCOMPLETE=1, IWPARTIAL=0.*)

Locator 1

RPAY10 RULE. Mode of Interview

<input type="button" value="CATI (CASEMODE=IWER)"/> <input type="button" value="WEB (CASEMODE=SELF)"/> → GO TO IW END SECTION
↓

NOTE for CATI Interviews: If Locator 1 information has already been entered into MSMS, the data are pulled into the corresponding Blaise fields and updated by interviewer as needed.

RPAY10A. Did you or any other interviewer offer a Locator Fee to get this interview?

→ GO TO IW END SECTION

↓

Locator 1 Address, Phones

SECTION_N.RPAY10B

ADDRTYPE.	Which Address (Not asked) <input type="button" value="6. Finder1"/>
TITLE.	Title – e.g. “Mr”, “Mrs”, “Ms”, “Miss”, “Dr” Enter name and mailing address for Locator #1 <ul style="list-style-type: none"> • If no title, PRESS [Enter] to continue • Ctrl-D and Ctrl-R not allowed; For DK/RF, PRESS [Enter] to continue <input type="text" value="String 6"/>
NAMF.	First Name <ul style="list-style-type: none"> • Ctrl-D and Ctrl-R not allowed; For DK/RF type [DK] or [RF] <input type="text" value="String 20"/>
NAMM.	Middle Name <ul style="list-style-type: none"> • Ask for Middle Name but do not probe DK or RF • If none, PRESS [Enter] to continue • Ctrl-D and Ctrl-R not allowed; For DK/RF, PRESS [Enter] to continue <input type="text" value="String 20"/>
NAML.	Last Name <ul style="list-style-type: none"> • Ctrl-D and Ctrl-R not allowed; For DK/RF type [DK] or [RF] <input type="text" value="String 20"/>
SUFFIX.	Suffix – e.g. “Sr”, “Jr” <ul style="list-style-type: none"> • If none, PRESS [Enter] to continue • Ctrl-D and Ctrl-R not allowed; For DK/RF, PRESS [Enter] to continue <input type="text" value="String 3"/>
CTRYCODE.	Country <ul style="list-style-type: none"> • ENTER [185 UNITED STATES] for Puerto Rico, U.S. Virgin Islands, Guam, American Samoa or the Northern Mariana Islands

- 1 – 193 (Defaults to 185/US)
- INCO. In Care Of
- If none, PRESS [Enter] to continue
 - Ctrl-D and Ctrl-R not allowed; For DK/RF, PRESS [Enter] to continue
-
- ADDR1. Address 1
- IF R says the mailing address contains both a street address and PO Box: ENTER street address here (Address 1) and ENTER PO Box in Address 2
 - Ctrl-D and Ctrl-R not allowed; For DK/RF type [DK] or [RF]
- CHECK for DK, RF, or DON'T KNOW entered: A valid address is required in order for us to makes a payment, including name, address line 1, city, state, sip/postal code and country. This payment will not be made until this information is provided.
- APT. Apt/Suite
- If none, PRESS [Enter] to continue
 - ENTER [Apt] or [Ste] plus numbers and /or letters
 - Ctrl-D and Ctrl-R not allowed; For DK/RF, PRESS [Enter] to continue
-
- ADDR2. Address Line 2
- IF R has a street address and a PO Box in the same city, ENTER PO Box here in Address Line 2.
 - If none, PRESS [Enter] to continue
 - Ctrl-D and Ctrl-R not allowed; For DK/RF, PRESS [Enter] to continue
-
- CITY. City
- Ctrl-D and Ctrl-R not allowed; For DK/RF type [DK] or [RF]
-
- STCODE. State (For COUNTRY=185)
- 1 – 57 (Assigned 57/FC if Country<>185)
- ↓
- ZIP. Zip Code
- For addresses outside the U.S., PRESS [ENTER] to continue to foreign postal code field
- GO TO POSTALCODE
- POSTALCODE. Postal Code
- Ctrl-D and Ctrl-R not allowed; For DK/RF ENTER all [0]'s
- GO TO WTRCELL
- SIGNAL FOR LOCATOR 1 ADDRESS: *IWER: Make sure that Locator's name and address are complete. Payments will NOT be made to incomplete names or addresses. If any field is Missing/DK/RF, SUSPEND the interview until you have the correct information.*
- WTRCELL. Does [RPAY10B.NAMF RPAY10B.NAML] have a cell phone?
- Do NOT ask but ENTER [1] if you know R is using a cell phone
 - Ctrl-D and Ctrl-R not allowed; For DK/RF ENTER [5]
- GO TO WTRHOME
- ↓
- CELLPH. Cell Phone - Area Code and Telephone Number

What is the area code and phone number?

- ASK; or CONFIRM if phone number has been prelisted
- If foreign phone, PRESS [ENTER] to go to foreign phone field
- Ctrl-D and Ctrl-R not allowed; For DK/RF, GO BACK and ENTER [5] at WtrCell

[ENTER] (____) ____-____ → GO TO WTRHOME



CELLFOR. Cell Phone - Foreign Number

(What is the area code and phone number?)

- Ctrl-D and Ctrl-R not allowed; For DK/RF, GO BACK and ENTER [5] at WtrCell

String 20

WTRHOME. Does [RPAY10B.NAMF RPAY10B.NAML] have a home phone?

- Ctrl-D and Ctrl-R not allowed; For DK/RF ENTER [5]

1. Yes 5. No → GO TO RPAY10G



HOMEPH. Home Phone - Area Code and Telephone Number

What is the area code and phone number?

- If foreign phone, PRESS [ENTER] to go to foreign phone field
- Ctrl-D and Ctrl-R not allowed; For DK/RF, GO BACK and ENTER [5] at WtrHome

[ENTER] (____) ____-____ → GO TO RPAY10G



HOMEFOR. Home Phone - Foreign Number

(What is the area code and phone number?)

- Ctrl-D and Ctrl-R not allowed; For DK/RF, GO BACK and ENTER [5] at WtrHome

String 20 → GO TO RPAY10G

END RPAY10B

RPAY10G. What is Locator's relationship to Respondent?

1. Mother	2. Father	3. Son	4. Daughter	5. Sister	6. Brother
7. Aunt	8. Uncle	9. Grandmother	10. Grandfather	11. Friend	12. Father-in-law
13. Mother-in-law	14. Cousin	97. Other-specify (RPAY10GSPEC. Specify (String 50))			

RPAY10H. How much did you offer Locator #1?

- Ctrl-D and Ctrl-R not allowed

10. Ten dollars (\$10) 15. Fifteen dollars (\$15)

20. Twenty dollars (\$20) with TL approval

RPAY10I. Can Locator #1 be paid by check or did (he / she) request a money order?

- Ctrl-D and Ctrl-R not allowed

1. Check 2. Money order 3. Cash 4. Declined payment

GO TO RPAY11A



GO TO RPAY11A

RPAY10J. When was Locator #1 paid?

- ENTER MM/DD/[CYEAR/CYEAR+1], with or without slashes
- Ctrl-D and Ctrl-R not allowed

__ / __ / [CYEAR/CYEAR+1]

NOTE for CATI Interviews: If Locator 2 information has already been entered into MSMS, the data are pulled into the corresponding Blaise fields and updated by interviewer as needed.

Locator 2

RPAY11A. Was there a second Locator Fee offered for this interview?

1. Yes 5. No → GO TO IW END SECTION



Locator 2 Address, Phones

SECTION_N.RPAY11B

ADDRTYPE.	Which Address (Not asked) 7. Finder2
TITLE.	Title – e.g. “Mr”, “Mrs”, “Ms”, “Miss”, “Dr” Enter name and mailing address for Locator #1 <ul style="list-style-type: none"> If no title, PRESS [Enter] to continue Ctrl-D and Ctrl-R not allowed; For DK/RF, PRESS [Enter] to continue String 6
NAMF.	First Name <ul style="list-style-type: none"> Ctrl-D and Ctrl-R not allowed; For DK/RF type [DK] or [RF] String 20
NAMM.	Middle Name <ul style="list-style-type: none"> Ask for Middle Name but do not probe DK or RF If none, PRESS [Enter] to continue Ctrl-D and Ctrl-R not allowed; For DK/RF, PRESS [Enter] to continue String 20
NAML.	Last Name <ul style="list-style-type: none"> Ctrl-D and Ctrl-R not allowed; For DK/RF type [DK] or [RF] String 20
SUFFIX.	Suffix – e.g. “Sr”, “Jr” <ul style="list-style-type: none"> If none, PRESS [Enter] to continue Ctrl-D and Ctrl-R not allowed; For DK/RF, PRESS [Enter] to continue String 3
CTRYCODE.	Country <ul style="list-style-type: none"> ENTER [185 UNITED STATES] for Puerto Rico, U.S. Virgin Islands, Guam, American Samoa or the Northern Mariana Islands Select ▾ 1 – 193 (Defaults to 185/US)
INCO.	In Care Of <ul style="list-style-type: none"> If none, PRESS [Enter] to continue Ctrl-D and Ctrl-R not allowed; For DK/RF, PRESS [Enter] to continue String 40
ADDR1.	Address 1

- IF R says the mailing address contains both a street address and PO Box: ENTER street address here (Address 1) and ENTER PO Box in Address 2
- Ctrl-D and Ctrl-R not allowed; For DK/RF type [DK] or [RF]

String 40 CHECK for DK, RF, or DON'T KNOW entered: A valid address is required in order for us to makes a payment, including name, address line 1, city, state, sip/postal code and country. This payment will not be made until this information is provided.

APT. Apt/Suite

- If none, PRESS [Enter] to continue
- ENTER [Apt] or [Ste] plus numbers and /or letters
- Ctrl-D and Ctrl-R not allowed; For DK/RF, PRESS [Enter] to continue

String 10

ADDR2. Address Line 2

- IF R has a street address and a PO Box in the same city, ENTER PO Box here in Address Line 2.
- If none, PRESS [Enter] to continue
- Ctrl-D and Ctrl-R not allowed; For DK/RF, PRESS [Enter] to continue

String 40

CITY. City

- Ctrl-D and Ctrl-R not allowed; For DK/RF type [DK] or [RF]

String 40

STCODE. State (For COUNTRY=185)

Select ▾ 1 – 57 (Assigned 57/FC if Country<>185)



ZIP. Zip Code

- For addresses outside the U.S., PRESS [ENTER] to continue to foreign postal code field

String 10 → GO TO POSTALCODE

POSTALCODE. Postal Code

- Ctrl-D and Ctrl-R not allowed; For DK/RF ENTER all [0]'s

String 10 → GO TO WTRCELL

SIGNAL FOR LOCATOR 2 ADDRESS: IWER: Make sure that Locator's name and address are complete. Payments will NOT be made to incomplete names or addresses. If any field is Missing/DK/RF, SUSPEND the interview until you have the correct information.

WTRCELL. Does [RPAY11B.NAMF RPAY11B.NAML] have a cell phone?

- Do NOT ask but ENTER [1] if you know R is using a cell phone
- Ctrl-D and Ctrl-R not allowed; For DK/RF ENTER [5]

1. Yes 5. No → GO TO WTRHOME



CELLPH. Cell Phone - Area Code and Telephone Number

What is the area code and phone number?

- ASK; or CONFIRM if phone number has been prelisted
- If foreign phone, PRESS [ENTER] to go to foreign phone field
- Ctrl-D and Ctrl-R not allowed; For DK/RF, GO BACK and ENTER [5] at WtrCell

[ENTER] (____) ____-____ → GO TO WTRHOME



CELLFOR. Cell Phone - Foreign Number

(What is the area code and phone number?)

- Ctrl-D and Ctrl-R not allowed; For DK/RF, GO BACK and ENTER [5] at WtrCell

String 20

WTRHOME. Does [RPAY11B.NAMF RPAY11B.NAML] have a home phone?

- Ctrl-D and Ctrl-R not allowed; For DK/RF ENTER [5]

1. Yes 5. No → GO TO RPAY11G

↓

HOMEPH. Home Phone - Area Code and Telephone Number

What is the area code and phone number?

- If foreign phone, PRESS [ENTER] to go to foreign phone field
- Ctrl-D and Ctrl-R not allowed; For DK/RF, GO BACK and ENTER [5] at WtrHome

[ENTER] (_ _) _ _ - _ _ _ _ → GO TO RPAY11G

↓

HOMEFOR. Home Phone - Foreign Number

(What is the area code and phone number?)

- Ctrl-D and Ctrl-R not allowed; For DK/RF, GO BACK and ENTER [5] at WtrHome

String 20 → GO TO RPAY11G

END RPAY11B

RPAY11G. What is Locator's relationship to Respondent?

1. Mother	2. Father	3. Son	4. Daughter	5. Sister	6. Brother
7. Aunt	8. Uncle	9. Grandmother	10. Grandfather	11. Friend	12. Father-in-law
13. Mother-in-law	14. Cousin	97. Other-specify (RPAY11GSPEC. Specify (String 50))			

RPAY11H. How much did you offer Locator #2?

- Ctrl-D and Ctrl-R not allowed

10. Ten dollars (\$10) 15. Fifteen dollars (\$15)

20. Twenty dollars (\$20) with TL approval

RPAY11I. Can Locator #2 be paid by check or did (he / she) request a money order?

- Ctrl-D and Ctrl-R not allowed

1. Check 2. Money order 3. Cash 4. Declined payment

GO TO IW END SECTION

↓

GO TO IW END SECTION

RPAY11J. When was Locator #2 paid?

- ENTER MM/DD/[CYEAR/CYEAR+1], with or without slashes
- Ctrl-D and Ctrl-R not allowed

_ _ / _ _ / [CYEAR/CYEAR+1]

		FINAL INTERVIEW PAYMENT INDICATORS
IWPAYWHO	1. Respondent 2. Other payee 3. Declined 4. None/PrePayOK	
IWPAYAMT	0.00	(CATI) IW not prepaid-Declined; IW prepaid-Prepay okay; IW prepaid-Prepay not okay or not rec'd-Declined

		(WEB) Declined
	^Payment (+ 10.00)	(CATI) IW not prepaid-Standard check or money order (+ cell phone)
		(WEB) Standard check
	^RPay9c (+ RPay9c2)	CATI only: IW not prepaid-Cash payment (+ cell phone); IW prepaid-Prepay not okay or not rec'd- Cash payment (+ cell phone)
	^RPay9dAmt (+ 10.00)	CATI only: IW not prepaid-Non-standard payment (+ cell phone); IW prepaid-Prepay not okay or not rec'd-Additional payment needed (+ cell phone)
IWPAYMODE	1. Check	(CATI) IW not prepaid-Standard check or Non-standard payment; IW prepaid-Prepay not okay or not rec'd- Additional payment (WEB) Standard check
	2. Money order	CATI only: IW not prepaid-Standard money order
	4. Declined	(CATI) IW not prepaid-Declined; IW prepaid-Prepay not okay or not rec'd-Declined (WEB) Declined
	5. Cash	CATI only: IW not prepaid-Cash payment; IW prepaid-Prepay not okay or not rec'd-Cash payment
	6. Electronic payment	(CATI) IW not prepaid-Electronic payment (WEB) Electronic payment
	7. None; Prepay okay	CATI only: IW prepaid-Prepay okay

Interview End

[TOC](#)

IWCOMPLETE. (CATI) You have reached the end of the Interview

- ENTER [1] to complete

IWPARTIAL. Is this a Completed interview or an [approved](#) Partial interview?

- ENTER [0] for a COMPLETED interview
- ENTER [1005] for a-PARTIAL interview

END OF CATI INTERVIEW

SIGNAL for IWPARTIAL=1005: IWER: Are you sure that this is an APPROVED Partial interview? If you have approval from your TL to make this a Partial interview, click Suppress to continue. Otherwise, if this is a Completed interview, click Close and ENTER [0].