

Panel Study of Income Dynamics

Wave 44
2025

The Panel Study of Income Dynamics
The Institute for Social Research
426 Thompson Street
Ann Arbor, MI 48104

Last updated: 5/15/2025

[REFERENCE PERSON], [RP] = proper name of current Reference Person
[SPOUSE-PARTNER], [SP] = proper name of current Spouse or Partner of Reference Person
(CATI) = interviewer administered interview (telephone or in person)
(WEB) = respondent self administered web interview

Table of Contents

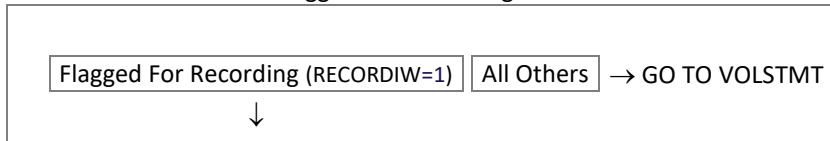
CATI Interview Start; Coverscreen and Family Listing	3
WEB Interview Start; Coverscreen and Family Listing.....	20
WEB Interview Re-Entry: Confirmation of R Name and DOB.....	43
Section A: Housing; Utilities; Device and Internet Use.....	45
Section Residences.....	68
Section BC: Employment.....	75
Section F: Expenditures.....	133
Section G: Income; OFUM Education	168
Section W: Wealth; Active Savings	261
Section P: Pensions	291
Section H: Health	312
Section J: Marriages; Children	361
Section KL: Background; Continuing Education.....	428
Section M: Philanthropy; Religious Attendance	467
Interview Close	479
WEB Respondent Debriefing	480
Address Updates; Payment.....	482
CATI Interview End.....	533

CATI Interview Start; Coverscreen and Family Listing

[TOC](#)

Interview Start

RECORDEDIW RULE: Whether IW Flagged For Recording



RECORDEDIW_CONSENT. We sometimes record interviews to help us maintain quality. Your interview may be recorded for quality control purposes. Do you agree for this interview to be recorded? You can still participate if you do not want your interview to be recorded.

- If R consents to the RECORDING of this interview, SELECT [Yes]
- If R does not consent to the RECORDING of this interview, SELECT [No]
- If resuming a suspended interview, RE-READ the consent and SELECT [Yes] if R agrees or [No] if R does not agree to recording

1. Yes, consent given	5. No, consent not given
-----------------------	--------------------------

VOLSTMT. **VOLUNTARY STATEMENT:** READ to Respondent before the interview begins.

- [SPANUSED=YES: USE Ctrl-L to switch between English and Spanish at any point during the interview.]
- Before I begin, I want you to know that this interview is completely voluntary and confidential. In addition, if we come to any question which you don't want to answer, just let me know and we will go on to the next question. The answers that you give will be kept confidential to the maximum extent allowable under federal and state law. The interview usually takes about 90 minutes to complete and you will receive \$[PAYMENTLOAD] once you complete it.
- ENTER [1] to continue
 - If resuming a suspended interview, RE-READ the voluntary statement and ENTER [1] to continue.
 - If needed: I'm a very experienced and professional Interviewer, and I'll make every effort to move the interview along quickly. I'd be glad to do the interview in smaller segments, if that would be more convenient for you.

1. Continue

FU Member Status

COVERSCREEN.CYPERSINFO.CYPINFO[1..24] [1..24]=AQSN of FU member

AQSN. Sequential ID assigned to each FU member. Assigned.

CYFUHU. *FU Member Preloaded as FU (PYFUHU=1):* [IWTYPE=REINT: [LOOP 1: In [P2YEAR], we had (you/[CYNAMF] [CYNAML] ([CYAQRTH])) listed as living (here/there) as part of the family. Is that still true? / LOOP 2-24: (In [P2YEAR], we had (you/[CYNAMF] listed as living (here/there) as part of the family.) How about (you/[CYNAMF])? (Are you/Is [CYNAMF]) currently living (here/there) as part of the family?)] / IWTYPE=SO, RECON, RECSO: [LOOP 1: Next, I'd like to know who lives (here/there) as part of the family. (Are you/Is [CYNAMF] [CYNAML]) currently living (here/there) as part of the family? / LOOP 2-24: (Next, I'd like to know who lives (here/there) as part of the family.) How about (you/[CYNAMF])? ((Are you/Is [CYNAMF]) currently living (here/there) as part of the family?)]]

- IF NO, change CYFUHU status as follows:
 - 'Mover Out' for a person who moved out to another household;
 - 'Died' if person has died;
 - *Institution* type listed below if person moved to an [institution](#)
- Ctrl-D and Ctrl-R not allowed

All FU Members

1. FU member 6. Mover Out 7. Died

FS=Yes FU Members

8. Jail 9. Military 10. Education 11. Health 12. Other Inst

FU Member Preloaded as INSTITUTIONAL (PYFUHU=8-12, FS=YES): Is [CYNAMF] [CYNAML] still [incarcerated / in a military facility / in an educational facility / in a health facility / in an institutional facility]?

- IF NO, change CYFUHU status as follows:
 'FU-Mover In' if person has moved back into the Family Unit;
 'Mover Out' for a person who moved out to another household or to an institution;
 'Died' if person has died;
 Institution type listed below if person moved to an institution
- Ctrl-D and Ctrl-R not allowed

4. FU Mover In 6. Mover Out 7. Died 8. Jail 9. Military 10. Education 11. Health 12. Other Inst

FU Member Preloaded as HUCS (PYFUHU=2): [LOOP 1: In [P2YEAR], we had (you/[CYNAMF] [CYNAML] ([CYAQRTH])) listed as living (here/there) and they do their own F.E.S interview. (Are you/Is [CYNAMF]) still living (here/there)? / LOOP 2-24: (In [P2YEAR], we also had (you/[CYNAMF] [CYNAML] ([CYAQRTH])) listed as living (here/there) and they do their own F.E.S interview.) How about (you/[CYNAMF] [CYNAML] ([CYAQRTH])) – (are you/is [CYNAMF]) currently living (here / there)?]

- IF NO, change CYFUHU status as follows:
 'Mover Out' for a person who moved out to another household or to an institution;
 'Died' if person has died;
- Ctrl-D and Ctrl-R not allowed

2. HU Member w/Own CS 6. Mover Out 7. Died

New FU Members: [1st INSTANCE: Is anyone else currently living (here/there) as part of the family who I did not mention, including any newborn children? / ALL OTHERS: Is anyone else currently living (here/there) as part of the family (who I did not mention,) (including any newborn children)?]

- IF YES, select and enter CYFUHU status as follows:
 'HU Member w/ Own CS' - HU member listed on their own Reinterview CS
 'HU Member' - Living in HU, but not a member of this FU (e.g., a roommate or boarder, or someone living with the FU temporarily)
 'FU - Mover In' for a new FU Member moved into or born into the Family Unit
- PRESS [Enter] if finished adding family members
- Ctrl-D and Ctrl-R not allowed

2. HU Member w/Own CS 3. HU Member 4. FU Mover In

CYAQRTH. [CYFUHU=PYFUHU: VERIFY or update 'CYAQRTH' if you have a new Reference Person or change in marital status of Reference Person]

- [CYFUHU=HUCS, HU, FUMI: ENTER relationship to current Reference Person / CYFUHU=MO, DIED, INST: DO NOT change 'CYAQRTH' if person moved out, died, or moved to some type of institution]
- Ctrl-D and Ctrl-R not allowed

101 – 982

SIGNAL for FU member age <18 who is not a child of Reference Person, Spouse-Partner or Boyfriend/Girlfriend (CYFUHU=FU, FUMI & CYAQRTH=601/2, 651/2, 701/2, 711/2, 741/2, 751/2, 951/2, 961/2, 971/2): Remember to VERIFY the parents of this child and the parents' relationship to the REFERENCE PERSON – you will be asked to record this information in the post-interview observations.

CYNAMF. [CYFUHU=PYFUHU: FOR pre-listed persons, make any name changes indicated by the Respondent / PYFUHU=EMPTY & CYFUHU=HUCS, HU, FUMI: FOR newly listed persons, enter and verify spelling of name]

- Ctrl-D and Ctrl-R not allowed; For DK/RF, type [DK] or [RF]

String 20

CYNAMM. [CYFUHU=PYFUHU: FOR pre-listed persons, make any name changes indicated by the Respondent / PYFUHU=EMPTY & CYFUHU=HUCS, HU, FUMI: FOR newly listed persons, enter and verify spelling of name]

- Ask for Middle Name but do not probe DK or RF
- Ctrl-D and Ctrl-R not allowed; For DK/RF, PRESS [Enter] to continue

String 10

CYNAML. [CYFUHU=PYFUHU: FOR pre-listed persons, make any name changes indicated by the Respondent / PYFUHU=EMPTY & CYFUHU=HUCS, HU, FUMI: FOR newly listed persons, enter and verify spelling of name]

- [LOOP 2-24: Not necessary to confirm spelling of last name if it's evident that it's the same as a previous family member]
- If needed, include SUFFIX here (e.g. SR, JR)
- Ctrl-D and Ctrl-R not allowed; For DK/RF, type [DK] or [RF]

String 20 → RETURN TO CYFUHU for Next FU Member; Then GO TO FAMLISTCONFIRM

End CYPINFO

COVERSCREEN.COUNT

FAMLISTCONFIRM. Is the Family Listing Table complete?

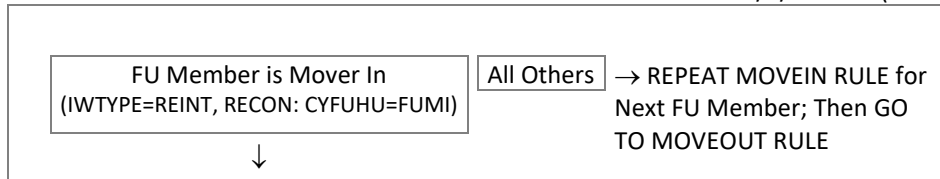
- SELECT "YES" and continue OR go back to Family Listing Table

1. Yes

End COUNT

Move In Date

MOVEIN RULE: Whether FU Member is New or PY-INST Moved Back In Since 1/1/P2YEAR (Excludes HUCS & HU)



COVERSCREEN.MOVEIN[1..24] [1..24]=AQSN of FU member

MOVEINMO. [IWTYPE=REINT, SO, RECSO: When did [CYNAMF] [CYNAML] ([CYAQRTH]) move in / IWTYPE=RECON: When did [CYNAMF] [CYNAML] ([CYAQRTH]) start living (here / there) as part of the family?]

- SELECT month moved in
- PROBE DK month: Do you know what season it was?

1. January	2. February	3. March	4. April	5. May	6. June
7. July	8. August	9. September	10. October	11. November	12. December
21. Winter	22. Spring	23. Summer	24. Fall		

MOVEINYR. ([IWTYPE=REINT, SO, RECSO: When did [CYNAMF] [CYNAML] ([CYAQRTH]) move in? / IWTYPE=RECON: When did [CYNAMF] [CYNAML] ([CYAQRTH]) start living (here / there) as part of the family]?)

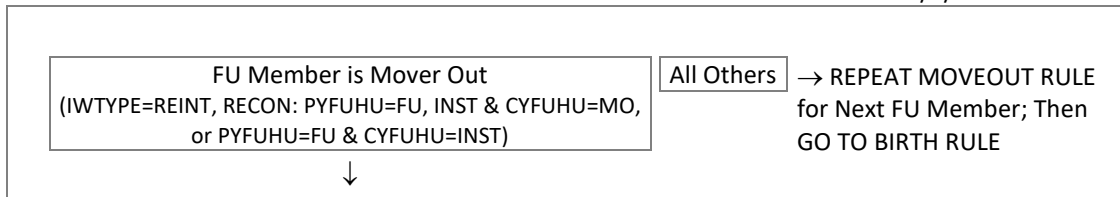
- ENTER year moved in
- PROBE /RR/ Move-In years prior to [P2YEAR]

1901 – [CYEAR] (9996, 9997 for CS_WEB assignment) → RETURN TO MOVEIN RULE for Next FU Member; Then GO TO MOVEOUT RULE

End MOVEIN

Move Out Date

MOVEOUT RULE: Whether Preloaded FU Member Moved Out or Became Institutional Since 1/1/P2YEAR



COVERSCREEN.MOVEOUT[1..24] [1..24]=AQS of FU member

MOVEOUTMO. When did [CYNAMF] [CYNAML] move out?

- **SELECT** month moved out
- **PROBE DK month:** Do you know what season it was?

1. January	2. February	3. March	4. April	5. May	6. June
7. July	8. August	9. September	10. October	11. November	12. December
21. Winter	22. Spring	23. Summer	24. Fall		

MOVEOUTYR. (When did [CYNAMF] [CYNAML] move out?)

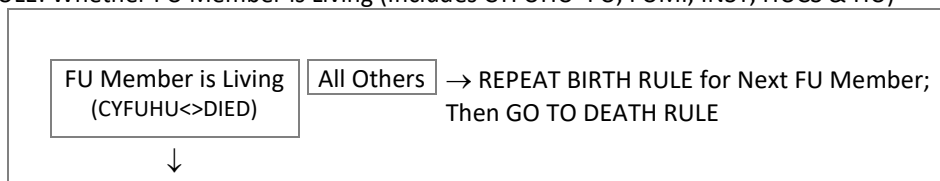
- **ENTER** year moved out
- **PROBE /RR/** Move-Out years prior to [P2YEAR]

1901 – [CYEAR] (9996, 9997 for CS_ WEB assignment) → RETURN TO MOVEOUT RULE for Next FU Member;
Then GO TO BIRTH RULE

End MOVEOUT

Birth Information

BIRTH RULE: Whether FU Member is Living (Includes CYFUHU=FU, FUMI, INST, HUCS & HU)



COVERSCREEN.CYBIRTHINFO.CYBINFO[1..24] [1..24]=AQS of FU member

CYMOBRN. Now, I would like to check some birthdate information.

[PRELOADED DOB=RESPONSE: **VERIFY:** We have (your / [CYNAMF] [CYNAML]'s) birthdate as [CYMOBRN] / [CYDYBRN] / [CYRBRN]. Is that correct? / PRELOADED DOB=NA & CYFUHU=FU, INST: What is (your / [CYNAMF] [CYNAML]'s) complete birthdate? / PRELOADED DOB=NA & CYFUHU=HUCS, HU, FUMI: And what is (your / [CYNAMF] [CYNAML]'s) complete birthdate?]

- **UPDATE** or **ENTER** month

1. January	2. February	3. March	4. April	5. May	6. June
7. July	8. August	9. September	10. October	11. November	12. December

CYDYBRN. ([PRELOADED DOB=RESPONSE: **VERIFY**: We have (your / [CYNAMF] [CYNAML]'s) birthdate as [CYMOBRN] / [CYDYBRN] / [CYRBRN]. Is that correct? / PRELOADED DOB=NA & CYFUHU=FU, INST: What is (your / [CYNAMF] [CYNAML]'s) complete birthdate? / PRELOADED DOB=NA & CYFUHU=HUCS, HU, FUMI: And what is (your / [CYNAMF] [CYNAML]'s) complete birthdate?])

- **UPDATE or ENTER day**

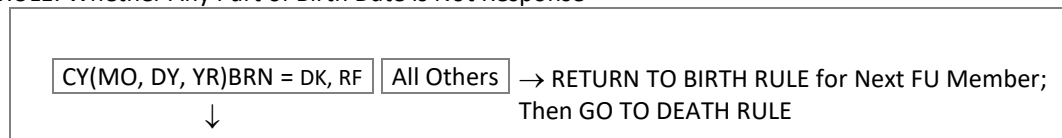
1 – 31

CYRBRN. ([PRELOADED DOB=RESPONSE: **VERIFY**: We have (your / [CYNAMF] [CYNAML]'s) birthdate as [CYMOBRN] / [CYDYBRN] / [CYRBRN]. Is that correct? / PRELOADED DOB=NA & CYFUHU=FU, INST: What is (your / [CYNAMF] [CYNAML]'s) complete birthdate? / PRELOADED DOB=NA & CYFUHU=HUCS, HU, FUMI: And what is (your / [CYNAMF] [CYNAML]'s) complete birthdate?])

- **UPDATE or ENTER year**

1880 – [CYEAR]

BIRTH2 RULE: Whether Any Part of Birth Date is Not Response



CYESTAGE. Could you tell me how old (you are/he is/she is)?

- **IF necessary**: What is your best estimate?

1 – 120 → RETURN TO BIRTH RULE for Next FU Member;
Then GO TO DEATH RULE

DK/RF
↓

AGEGE16. **VERIFY or ASK**: Can you tell me if [CYNAMF] [CYNAML] is age 16 or older?

1. Yes

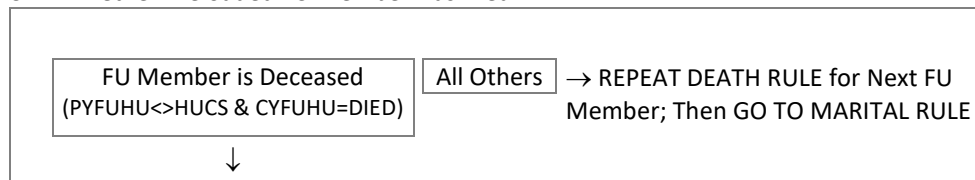
5. No

RETURN TO BIRTH RULE for Next FU Member; Then GO TO DEATH RULE

End CYBINFO

Death Information

DEATH RULE: Whether Preloaded FU Member Has Died



COVERSCREEN.CYDEATHINFO.CYDINFO[1..24] [1..24]=AQSN of FU member

CYMOBRN. [You mentioned that [CYNAMF] [CYNAML] has died. (We are sorry for your loss.) If I may, I have a few questions about (him/her) at this time. / And you mentioned that [CYNAMF] [CYNAML] has also died.]
[PRELOADED DOB=RESPONSE: **VERIFY**: We have [CYNAMF] [CYNAML]'s birthdate as [CYMOBRN] / [CYDYBRN] / [CYRBRN]. Is that correct? / PRELOADED DOB=NA: What is [CYNAMF] [CYNAML]'s complete birthdate?]

- **UPDATE or ENTER month**

1. January	2. February	3. March	4. April	5. May	6. June
7. July	8. August	9. September	10. October	11. November	12. December

CYDYBRN. ([PRELOADED DOB=RESPONSE: VERIFY: We have [CYNAMF] [CYNAML]'s birthdate as [CYMOBRN] / [CYDYBRN] / [CYRBRN]. Is that correct? / PRELOADED DOB=NA: What is [CYNAMF] [CYNAML]'s complete birthdate?])

- UPDATE or ENTER day

1 – 31

CYYRBRN. ([PRELOADED DOB=RESPONSE: VERIFY: We have [CYNAMF] [CYNAML]'s birthdate as [CYMOBRN] / [CYDYBRN] / [CYRBRN]. Is that correct? / PRELOADED DOB=NA: What is [CYNAMF] [CYNAML]'s complete birthdate?])

- UPDATE or ENTER year

1880 – [CYEAR]

DEATH2 RULE: Whether Any Part of Birth Date is Not Response

CY(MO, DY, YR)BRN = DK, RF	All Others	→ GO TO BIRTHST
↓		

CYESTAGE. Could you tell me how old (he was/she was)?

- IF necessary: What is your best estimate?

1 – 120

BIRTHST (BIRTHSTABBR). What state was [CYNAMF] [CYNAML] born in?

- ENTER [57] for a foreign country

Select ▾ 1 – 57

CYMODTH. And what was (his/her) date of death?

- ENTER month

1. January	2. February	3. March	4. April	5. May	6. June
7. July	8. August	9. September	10. October	11. November	12. December

CYDYDTH. (And what was (his/her) date of death?)

- ENTER day

1 – 31

CYYRDTH. (And what was (his/her) date of death?)

- ENTER year

1901 – [CYEAR]

DEATHST (DEATHSTABBR). What state was [CYNAMF] [CYNAML] residing in at the time of (his/her) death?

- ENTER [57] for a foreign country

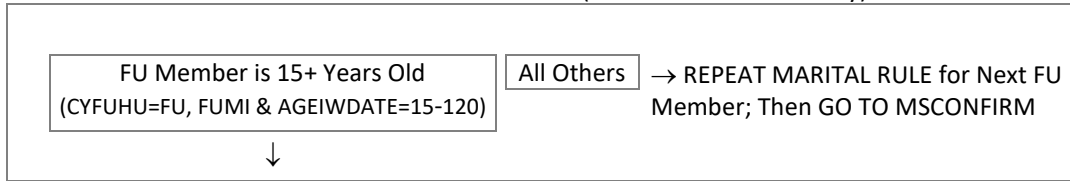
Select ▾ 1 – 57

RETURN TO DEATH RULE for Next FU Member; Then GO TO MARITAL RULE

End CYDINFO

Marital Status

MARITAL RULE: Whether FU Member is 15 Years Old or Older (Includes FU & FUMI Only)



COVERSCREEN.MARRSTAT.MSTAT[1..24] [1..24]=AQS of FU member

MARITAL. [RP (SP) LOOP: **VERIFY or ASK:**] What is (your/[CYNAMF] [CYNAML]'s) current marital status?

(Are you/[Is he / Is she]) now married, widowed, divorced, separated, or (have you/[has he / has she]) never been married?

- **If R says Single, PROBE:** Does that mean (you are/[he is / she is]) now widowed, divorced, separated, or (have you/[has he / has she]) never been married?

1. Married	2. Never married	3. Widowed	4. Divorced	5. Separated	DK/RF
↓ RETURN TO MARITAL RULE for Next FU Member; Then GO TO MSCONFIRM					

SPOUNAM. [RP (SP) LOOP: **VERIFY spouse name - Ask R only if you are unclear about the answer:** What is (your/[CYNAMF] [CYNAML]'s) spouse's name? / **ALL OTHERS:** What is (your/[CYNAMF] [CYNAML]'s) spouse's name?]

String 20 → RETURN TO MARITAL RULE for Next FU Member; Then GO TO MSCONFIRM

End MSTAT

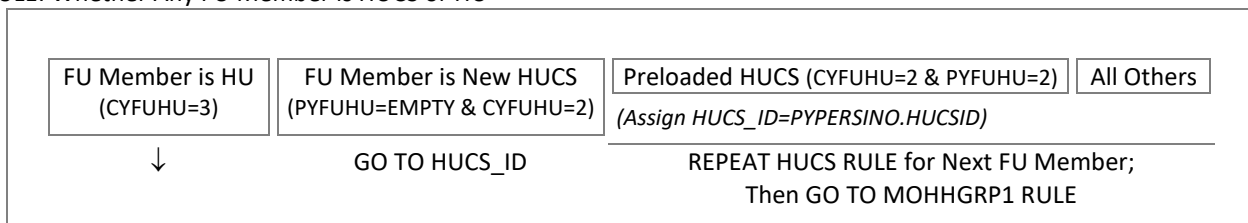
MSCONFIRM. Is the Marital Status Information Table complete?

- **SELECT "YES" and continue OR go back to Marital Status Information Table**

1. Yes

HU & HUCS Information

HUCS RULE: Whether Any FU Member is HUCS or HU



COVERSCREEN.HUNOTFU[1..24] [1..24]=AQS of FU member

HUREASON. **SELECT reason(s) why [CYNAMF] [CYNAML] is not included in this FU.**

- **ENTER all that apply**

1. Has own Coversheet (HU/CS) - Warning: FuHu Status will be permanently changed from HU to HUCS	2. Living with this FU only temporarily	3. Roommate (not related to FU, living in HU as roommate)	4. Refused to be included in the Interview
↓ RETURN TO HUCS RULE for Next FU Member; Then GO TO MOHHGRP1 RULE			

End HUNOTFU

COVERSCREEN.HUCSSAMPID.SIDHUCS[1..24] [1..24]=AQS of FU member

HUCS_ID. REFER to the Family Listing sheet for this 68ID

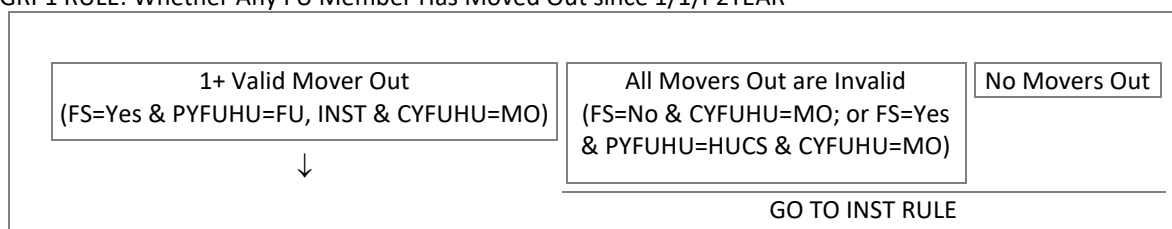
- ENTER the Sample IDs of all other FU(s) living in this household
- ENTER Sample ID including the dash (e.g., 1234-567)
- Ctrl-D and Ctrl-R not allowed; For DK/RF, ENTER all [0]'s

String 8 → RETURN TO HUCS RULE for Next FU Member; Then GO TO MOHHGRP1 RULE

End SIDHUCS

Mover-Out Groups

MOHHGRP1 RULE: Whether Any FU Member Has Moved Out since 1/1/P2YEAR



MOHHGRP1. **Mover-Out Household Grouping 1**

[1 MO: Only one person with 'Follow Status = Yes' has moved out of the FU.

- SELECT that person as "MOHHGrp1" and [ENTER] to continue

/ 2 MO: The following people moved out or are no longer living with (you/the family):

- READ first and last names from answer list below.

Do these two people now live together in the same household? (Which of these people now live together?)

- IF YES: Select these two people into the first grouping (MOHHGrp1), then [ENTER] to continue
- IF NO: Select each person into their own individual groupings (MOHHGrp1, MOHHGrp2)]

/ 3+ MO: The following people moved out or are no longer living with (you/the family):

- READ first and last names from answer list below.

Do any of these [X] people live together in the same household? (Which of these people now live together?)

- IF YES: Select all persons mentioned into the first grouping (MOHHGrp1), then [ENTER] to continue
- IF NO: Select each person into their own individual groupings (MOHHGrp1, MOHHGrp2, etc.)]
- Ctrl-D and Ctrl-R not allowed

1-24. [CYNAMF] [CYNAML] [(FS=Yes)] AQS of Movers Out (CYFUHU=MO & PYFUHU=FU, INST)

MOHHGRP[2..8]. **Mover-Out Household Grouping [2-8]**

[1 MO REMAINS: Only one Mover-Out remains

- SELECT that person as "MOHHGrp[2-8]" and [ENTER] to continue

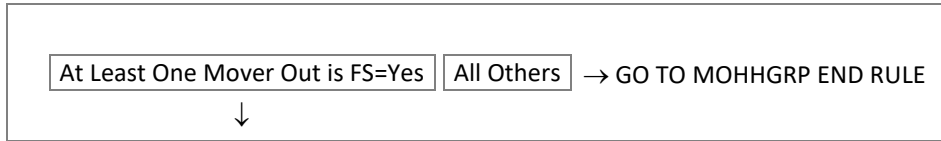
/ 2+ MO REMAIN: Do (any of) the other people who moved out now live together?

- IF NECESSARY: READ first and last names from answer list below.
- IF YES: Select all persons mentioned into "MOHHGrp[2-8]", then [ENTER] to continue
- IF NO: Select each person into their own individual groupings (MOHHGrp2, MOHHGrp3, etc.)]
- Ctrl-D and Ctrl-R not allowed

1-24. [CYNAMF] [CYNAML] [(FS=Yes)] AQS of remaining Movers Out (CYFUHU=MO & PYFUHU=FU, INST)

Respondent

SPLITOFFR RULE: Whether This MOHHGRP Includes an FS=Yes FU Member

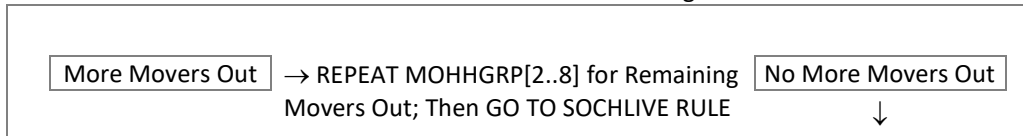


SPLITOFFR[1..8]. **SELECT one adult age 18 or older as probable Respondent for this household.**

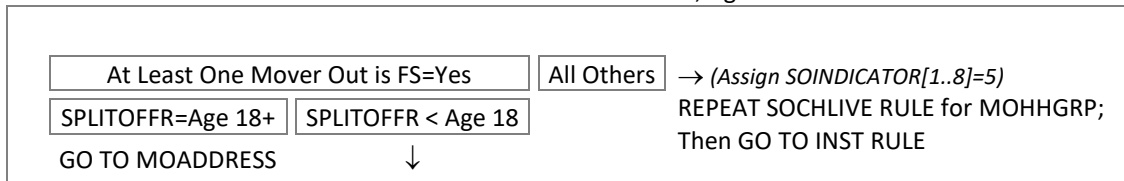
- **IF there are no adults (age 18 or older) listed, SELECT oldest child with “FS = YES”**

1–24. [CYNAMF] [CYNAML], Age [AGEIWDAT] [(FS=Yes)] *AQSN list of MOHHGRP FU Members*

MOHHGRP END RULE: Whether There Are More Movers-Out To Be Assigned To A MOHHGRP

No Adults (SOChLive)

SOCHLIVE RULE: Whether This MOHHGRP Includes an FS=Yes Mover Out; Age of SPLITOFFR



COVERSCREEN.SOCHLIVE[1..8] [1..8]=Which Mover-Out group

PERSNAMF. Who is [CYNAMF] [CYNAML] living with now?

- **ENTER First Name**
- **Ctrl-D and Ctrl-R not allowed; For DK/RF, type [DK] or [RF]**

String 20

PERSNAML. (Who is [CYNAMF] [CYNAML] living with now?)

- **ENTER Last Name**
- **If needed, include SUFFIX here (e.g. SR, JR)**
- **Ctrl-D and Ctrl-R not allowed; For DK/RF, type [DK] or [RF]**

String 25

PERSRTCH. What is (his/her) relationship to [CYNAMF] [CYNAML]?

- **ENTER Relationship**
- **Ctrl-D and Ctrl-R not allowed; For DK/RF, type [DK] or [RF]**

String 100

End SOCHLIVE

Contact Information

COVERSCREEN.MOADDRESS[1..8] [1..8]=Which Mover-Out group

MOINCO, MOADDR1, MOAPTSTE, MOADDR2, MOCITY, MOCOUNTRY (MOCTRYNAME), MOSTATE (MOSTATEABBR), MOZIP. Address Update for * Mover Out *

[AGEIWDATE<18: SplitOff Child, [CYNAMF] [CYNAML], is living with [PERSNAMF] [PERSNAML]]

[AGEIWDATE<18: Can you give me [CYNAMF] [CYNAML]'s new address, I mean the address of the person with whom (he/she) is now living? Is there an "in care of" for the address? / *ALL OTHERS*: Can you give me [CYNAMF] [CYNAML]'s new address? Is there an "in care of" for the address?]

- If none, PRESS [Enter] to continue
- Ctrl-D and Ctrl-R not allowed; For DK/RF, PRESS [Enter] to continue

String 40

What is the street address?

- If there is a street address and a PO Box: ENTER street address here (Address 1) and ENTER PO Box in Address 2
- Ctrl-D and Ctrl-R not allowed; For DK/RF type [DK] or [RF]

String 40

(Is there an apartment or suite number?)

- If none, PRESS [Enter] to continue
- Ctrl-D and Ctrl-R not allowed; For DK/RF, PRESS [Enter] to continue

String 10

(What is the street address?)

- If none, PRESS [Enter] to continue
- If there is a street address and a PO Box: ENTER PO Box here (Address 2)
- Ctrl-D and Ctrl-R not allowed; For DK/RF, PRESS [Enter] to continue

String 40

What is the City?

- Ctrl-D and Ctrl-R not allowed; For DK/RF type [DK] or [RF]

String 40

- IF other than USA: What is the Country?

- ENTER [185 UNITED STATES] for Puerto Rico, U.S. Virgin Islands, Guam, American Samoa or the Northern Mariana Islands

Select ▾ 1 – 193 (Defaults to 185/US)

What is the State? (For COUNTRY=185)

Select ▾ 1 – 57 (Assigned 57/FC if Country<>185)

What is the Zip code?

- Ctrl-D and Ctrl-R not allowed; For DK/RF ENTER all [0]'s

String 10

WTRCELL. Cell Phone for * Mover Out *

[SplitOff Child, [CYNAMF] [CYNAML], is living with [PERSNAMF] [PERSNAML]]

Does [AGE 18+: [CYNAMF] [CYNAML] / AGEIWDAT<18: [PERSNAMF] [PERSNAML]] have a cell phone?

- Ctrl-D and Ctrl-R not allowed; For DK/RF ENTER [5]

1. Yes 5. No → GO TO WTRHOME



CELLPH. Cell Phone for * Mover Out *

[SplitOff Child, [CYNAMF] [CYNAML], is living with [PERSNAMF] [PERSNAML]]

What is the area code and phone number?

- If foreign phone, PRESS [ENTER] to go to foreign phone field
- Ctrl-D and Ctrl-R not allowed; For DK/RF, GO BACK and ENTER [5] at WtrCell

[ENTER] (____)____-____ → GO TO WTRHOME



CELLFOR. Cell Phone for * Mover Out *

[SplitOff Child, [CYNAMF] [CYNAML], is living with [PERSNAMF] [PERSNAML]]

(What is the area code and phone number?)

- Ctrl-D and Ctrl-R not allowed; For DK/RF, GO BACK and ENTER [5] at WtrCell

String 20

WTRHOME. Home Phone for * Mover Out *

[SplitOff Child, [CYNAMF] [CYNAML], is living with [PERSNAMF] [PERSNAML]]

Does [[CYNAMF] [CYNAML] / [PERSNAMF] [PERSNAML]] have a home phone?

- Ctrl-D and Ctrl-R not allowed; For DK/RF ENTER [5]

1. Yes 5. No → GO TO MOEMAIL RULE



HOMEPH. Home Phone for * Mover Out *

[SplitOff Child, [CYNAMF] [CYNAML], is living with [PERSNAMF] [PERSNAML]]

What is the area code and phone number?

- If foreign phone, PRESS [ENTER] to go to foreign phone field
- Ctrl-D and Ctrl-R not allowed; For DK/RF, GO BACK and ENTER [5] at WtrHome

[ENTER] (____)____-____ → GO TO MOEMAIL RULE



HOMEFOR. Home Phone for * Mover Out *

[SplitOff Child, [CYNAMF] [CYNAML], is living with [PERSNAMF] [PERSNAML]]

(What is the area code and phone number?)

- Ctrl-D and Ctrl-R not allowed; For DK/RF, GO BACK and ENTER [5] at WtrHome

String 20

MOEMAIL RULE: Age of SPLITOFFR

SPLITOFFR = Age 18+ SPLITOFFR < Age 18 → GO TO SOMARST RULE



MOEMAIL. Address Update for * Mover Out *

Is there an e-mail address where we can contact [CYNAMF] [CYNAML]?

1. Yes 5. No → GO TO SOMARSTAT RULE



MOEMAILADDR. Address Update for * Mover Out *

(What is that e-mail address?)

- ENTER email address, then READ BACK and VERIFY with Respondent
- Ctrl-D and Ctrl-R not allowed; For DK/RF go back and ENTER [Ctrl-D, Ctrl-R] at previous question

String 50

MOEMAIL2. Address Update for * Mover Out *

Is there another e-mail address where we can contact [CYNAMF] [CYNAML]?

1. Yes 5. No → GO TO SOMARSTAT RULE



MOEMAIL2ADDR. Address Update for * Mover Out *

(What is that e-mail address?)

- ENTER email address, then READ BACK and VERIFY with Respondent
- Ctrl-D and Ctrl-R not allowed; For DK/RF go back and ENTER [Ctrl-D, Ctrl-R] at previous question

String 50

End MOADDRESS

R is Adult (Marital, LivOwnHH, SIDMove)

SOMARST RULE: Age of SPLITOFFR

SPLITOFFR = Age 18+ SPLITOFFR < Age 18 → GO TO DIFFPANFU



COVERSCREEN.SOMARSTAT[1..8] [1..8]=Which Mover-Out group

SOMARST. Is [he / she] married, widowed, divorced, separated, or never married?

- If R says Single, PROBE: Does that mean [he / she] is now widowed, divorced, separated, or has [he / she] never been married?

1. Married 2. Never married 3. Widowed 4. Divorced 5. Separated DK/RF



GO TOLIVOWNHH

SPOUNAMF. [MO=PRELOADED RP (SP): VERIFY spouse name - Ask R only if you are unclear about the answer:] What is [CYNAMF] [CYNAML]'s spouse's name?

- ENTER First Name
- Ctrl-D and Ctrl-R not allowed; For DK/RF, type [DK] or [RF]

String 20

SPOUNAML. [MO=PRELOADED RP (SP): VERIFY spouse name - Ask R only if you are unclear about the answer:] What is [CYNAMF] [CYNAML]'s spouse's name?

- ENTER Last Name
- If needed, include SUFFIX here (e.g. SR, JR)
- Ctrl-D and Ctrl-R not allowed; For DK/RF, type [DK] or [RF]

String 25

LIVOWNHH. Have they set up their own household, have they moved in with another F.E.S. (Family Economics Study) family, or have they moved in with a family not in F.E.S.?

- BY 'Set up their own household', we mean they are financially independent.
- IF R says "Living with someone else", PROBE: Is that with another F.E.S. (Family Economics Study) family, a family not in F.E.S., or have they set up their own household?
- Ctrl-D and Ctrl-R not allowed

1. Yes, set-up own household	2. Moved to a household not in study	4. Moved to a household in study	3. Moved to an institution (military, education, health, other institution)
(Assign SOINDICATOR[1..8]=1)	(Assign SOINDICATOR[1..8]=1)	(Assign SOINDICATOR[1..8]=2)	CHECK: You have selected "Moved to an institution" which is not valid for a FU Member who has been coded as Mover-Out in the family listing. If this FU Member is not a Mover-out, select GOTO to go back to the family listing and enter the correct FU/HU code.
RETURN TO SOCHLIVE RULE for Next MOHHGRP; Then GO TO INST RULE	↓		

PERSNAMF. Who is [CYNAMF] [CYNAML] living with now?

- ENTER First Name
- Ctrl-D and Ctrl-R not allowed; For DK/RF, type [DK] or [RF]

String 20

PERSNAML. (Who is [CYNAMF] [CYNAML] living with now?)

- ENTER Last Name
- If needed, include SUFFIX here (e.g. SR, JR)
- Ctrl-D and Ctrl-R not allowed; For DK/RF, type [DK] or [RF]

String 25

PERSRSTO. What is (his/her) relationship to [CYNAMF] [CYNAML]?

- ENTER Relationship
- Ctrl-D and Ctrl-R not allowed; For DK/RF, type [DK] or [RF]

String 100

SIDMOVE RULE: Whether MOHHGRP Moved in with a FES Family

Moved to FES Family (LIVOWNHH=4)	All Others	→ RETURN TO SOCHLIVE RULE for Next MOHHGRP; Then GO TO INST RULE
↓		

SIDMOVE. ENTER Sample ID of the family unit into which [CYNAMF] [CYNAML] has moved.

- ENTER Sample ID including the dash (e.g., 1234-567)
- Ctrl-D and Ctrl-R not allowed; For DK/RF, ENTER all [0]'s

String 8 → RETURN TO SOCHLIVE RULE for Next MOHHGRP; Then GO TO INST RULE

End SOMARSTAT

R is Child (DifPanFU, SIDMove)

COVERSCREEN.SOCHOTHFU[1..8] [1..8]=Which Mover-Out group

DIFPANFU. Has SplitOff moved to another household in the Family Economics Panel Study?

- CHECK Family Listing Sheets for this 68ID

1. Yes, moved to another FU in study (Assign SOINDICATOR[1..8]=2)	5. No, moved to a household <u>not</u> in the study	→ (Assign SOINDICATOR[1..8]=1) RETURN TO SOCHLIVE RULE for Next MOHHGRP; Then GO TO INST RULE
--	---	---



SIDMOVE. ENTER Sample ID of the family unit into which [CYNAMF] [CYNAML] has moved.

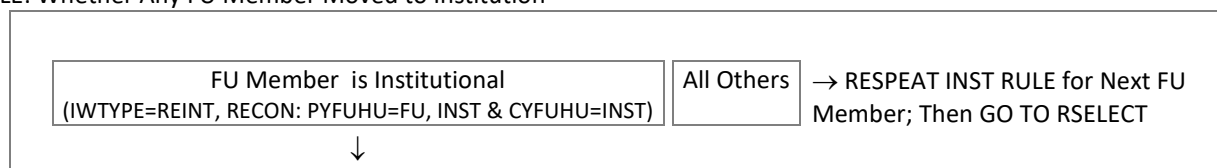
- ENTER Sample ID including the dash (e.g., 1234-567)
- Ctrl-D and Ctrl-R not allowed; For DK/RF, ENTER all [0]'s

String 8 → RETURN TO SOCHLIVE RULE for Next MOHHGRP; Then GO TO INST RULE

End SOCHOTHFU

Institutional Contact Information

INST RULE: Whether Any FU Member Moved to Institution



COVERSCREEN.INSTADDRESS[1..24] [1..24]=AQSN of FU member

INSTINCO, INSTADDR1, INSTAPTSTE, INSTADDR2, INSTCITY, INSTCOUNTRY (INSTCTRYNAME), INSTSTATE (INSTSTATEABBR), INSTZIP. Address Update for Institutional *[Prison/Military/Education/Health/Other]*
[AGEIWDATE<18: Institutional is a Child, [CYNAMF] [CYNAML]]

Can you give me [CYNAMF] [CYNAML]'s address and phone number? Is there an "in care of" for the address?

- If none, PRESS [Enter] to continue
- Ctrl-D and Ctrl-R not allowed; For DK/RF, PRESS [Enter] to continue

String 40

What is the street address?

- If there is a street address and a PO Box: ENTER street address here (Address 1) and ENTER PO Box in Address 2
- Ctrl-D and Ctrl-R not allowed; For DK/RF type [DK] or [RF]

String 40

(Is there an apartment or suite number?)

- If none, PRESS [Enter] to continue
- Ctrl-D and Ctrl-R not allowed; For DK/RF, PRESS [Enter] to continue

String 10

(What is the street address?)

- If none, PRESS [Enter] to continue
- If there is a street address and a PO Box: ENTER PO Box here (Address 2)
- Ctrl-D and Ctrl-R not allowed; For DK/RF, PRESS [Enter] to continue

String 40

What is the City?

- Ctrl-D and Ctrl-R not allowed; For DK/RF type [DK] or [RF]

String 40

- IF other than USA: What is the Country?
- ENTER [185 UNITED STATES] for Puerto Rico, U.S. Virgin Islands, Guam, American Samoa or the Northern Mariana Islands

Select ▾ 1 – 193 (Defaults to 185/US)

What is the State? (For COUNTRY=185)

Select ▾ 1 – 57 (Assigned 57/FC if Country<>185)

What is the Zip code?

- Ctrl-D and Ctrl-R not allowed; For DK/RF ENTER all [0]'s

String 10

WTRCELL. Cell Phone for Institutional *[Prison / Military / Education / Health / Other]*

[AGEIWDATE<18: Institutional is a Child, [CYNAMF] [CYNAML]]

[AGEIWDATE=18+: Does [CYNAMF] [CYNAML] have a cell phone / AGEIWDATE<18: Is there a cell phone where we can contact [CYNAMF] [CYNAML]]?

- Ctrl-D and Ctrl-R not allowed; For DK/RF ENTER [5]

1. Yes 5. No → GO TO WTRHOME



CELLPH. Cell Phone for Institutional *[Prison / Military / Education / Health / Other]*

[Institutional is a Child, [CYNAMF] [CYNAML]]

What is the area code and phone number?

- If foreign phone, PRESS [ENTER] to go to foreign phone field
- Ctrl-D and Ctrl-R not allowed; For DK/RF, GO BACK and ENTER [5] at WtrCell

[ENTER] (_ _) _ _ - _ _ _ → GO TO WTRHOME



CELLFOR. Cell Phone for Institutional *[Prison / Military / Education / Health / Other]*

[Institutional is a Child, [CYNAMF] [CYNAML]]

(What is the area code and phone number?)

- Ctrl-D and Ctrl-R not allowed; For DK/RF, GO BACK and ENTER [5] at WtrCell

String 20

WTRHOME. Home Phone for Institutional *[Prison / Military / Education / Health / Other]*

[Institutional is a Child, [CYNAMF] [CYNAML]]

[Does [CYNAMF] [CYNAML] have a home phone / Is there a home phone where we can contact [CYNAMF] [CYNAML]]?

- Ctrl-D and Ctrl-R not allowed; For DK/RF ENTER [5]

→ GO TO INSTEMAIL RULE



HOMEPH. Home Phone for Institutional *[Prison / Military / Education / Health / Other]*

[Institutional is a Child, [CYNAMF] [CYNAML]]

What is the area code and phone number?

- If foreign phone, PRESS [ENTER] to go to foreign phone field
- Ctrl-D and Ctrl-R not allowed; For DK/RF, GO BACK and ENTER [5] at WtrHome

→ GO TO INSTEMAIL RULE



HOMEFOR. Home Phone for Institutional *[Prison / Military / Education / Health / Other]*

[Institutional is a Child, [CYNAMF] [CYNAML]]

(What is the area code and phone number?)

- Ctrl-D and Ctrl-R not allowed; For DK/RF, GO BACK and ENTER [5] at WtrHome

INSTEMAIL RULE: Age of Institutional

<input type="text" value="18+ Years Old"/>	<input type="text" value="Less than 18 Years Old"/>	→ REPEAT INST RULE for Next FU Member; Then GO TO RSELECT
↓		

INSTEMAIL. Address Update for Institutional *[Military / Education / Health / Other]*

Is there an e-mail address where we can contact [CYNAMF] [CYNAML]?

→ RETURN TO INST RULE for Next FU Member; Then GO TO RSELECT



INSTEMAILADDR. Address Update for Institutional *[Military / Education / Health / Other]*

(What is that e-mail address?)

- ENTER email address, then READ BACK and VERIFY with Respondent
- Ctrl-D and Ctrl-R not allowed; For DK/RF go back and ENTER [Ctrl-D, Ctrl-R] at previous question

INSTEMAIL2. Address Update for Institutional *[Military / Education / Health / Other]*

Is there another e-mail address where we can contact [CYNAMF] [CYNAML]?

→ RETURN TO INST RULE for Next FU Member; Then GO TO RSELECT



INSTEMAIL2ADDR. Address Update for Institutional *[Military / Education / Health / Other]*

(What is that e-mail address?)

- ENTER email address, then READ BACK and VERIFY with Respondent
- Ctrl-D and Ctrl-R not allowed; For DK/RF go back and ENTER [Ctrl-D, Ctrl-R] at previous question

→ RETURN TO INST RULE for Next FU Member; Then GO TO RSELECT

End INSTADDRESS

Respondent Selection & FU Confirmation

RSELECT. **SELECT Respondent from list of FU Members below or enter Code 97 for Proxy Respondent**

- **NOTE: Proxy Respondent is any person who is not a member of this FU**

1–24. [CYNAMF] [CYNAML], [CYAQRTH], [CYFUHU] *AQSN list of RP & SP, and OFUMs age 18+*

97. **Proxy Respondent-Specify** (RSELECTSPEC. **Please specify relationship to Reference Person and the Proxy's name** (String 100))

SIGNAL for RSELECT=RP or SP & AGEIWDATE<18: This person is less than 18 years old. SUSPEND this interview and code this sample line as 9007.

FUFINALCONFIRM. **Review the family listing with Respondent. If necessary, go back to make changes. Once past this screen, you will not be able to go back to the Family Listing**

Respondent: [CYNAMF] [CYNAML]

Relationship to Reference Person: [CYAQRTH]

FU Status: [CYFUHU]

[1–24]. [CYNAMF] [CYNAML], [CYAQRTH], [CYFUHU], [MARITAL], Birthdate: [DOB] *AQSN list of FU Members*

- **ENTER [1] to confirm family listing and continue**

1. Confirm

GO TO SECTION A

End COVERSCREEN

WEB Interview Start; Coverscreen and Family Listing

[TOC](#)

CS_WEB

Interview Start

LANG_W. This interview is in English.

If you prefer to do your interview in Spanish, a Spanish interview will be available in early summer. An interviewer will contact you as soon as it's available.

If you prefer to do your interview in a language other than English or Spanish, an interviewer will contact you as soon as possible.

Please indicate which language you prefer for this interview.

1. English	NA (Assigned 8/DK)	2. Spanish	7. Other - Please specify: (LANGWSPEC (String 100))
------------	--------------------	------------	---



GO TO END PAGE & SUSPEND IW

For Spanish DM: Revise routing of code 2. Spanish to WELCOME and remove added language

Other: (Thank you. An interviewer will be in contact with you soon. If you have any questions, please contact us at uofmsurvey@umich.edu or 1-866-796-5166.)

WELCOME. Welcome to the 2025 Family Economics Study (FES).

For best results, use the 'Next' and 'Previous' buttons instead of 'Enter' and 'Tab' which may work differently with some browsers.

If you decide at any point that you'd rather speak with an interviewer please contact us at uofmsurvey@umich.edu or 1-866-796-5166.

Please click Next to continue.

1. Next

CS_WEB.FAMILYCOMP

Respondent Selection

RSELECTWEB. Please tell us who you are.

To do this interview, you must be 18 years old or older.

Family member

[1-24]. [CYNAMF] [CYNAMM] [CYNAML]	97. Someone else
------------------------------------	------------------

AQSN list of preloaded RP & SP (PYFUHU=FU & PYYRBRN=Response) & preloaded OFUM (PYFUHU=FU & PYYRBRN=Response & RLASTWAVE=Yes)



→ GO TO END PAGE & SUSPEND IW

(Thank you. An interviewer will be in contact with you soon. If you have any questions, please contact us at uofmsurvey@umich.edu or 1-866-796-5166.)

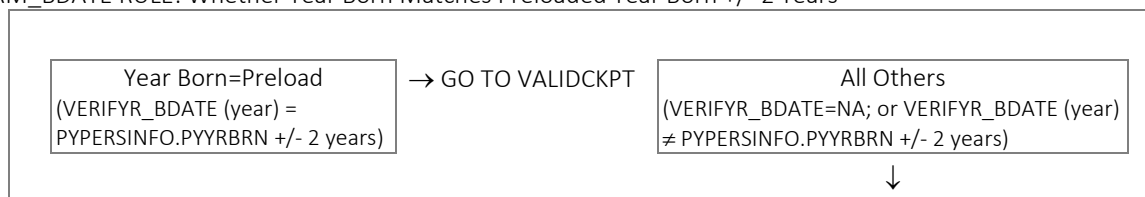
CHECK for NA: In order for the interview to continue, it is important for us to know who is completing it.

VERIFYR_BDATE. For verification purposes, could you please tell us your birthdate?

Please enter as MM/DD/YYYY.

MM/DD/YYYY	Date of Birth
------------	---------------

CONFIRM_BDATE RULE: Whether Year Born Matches Preloaded Year Born +/- 2 Years

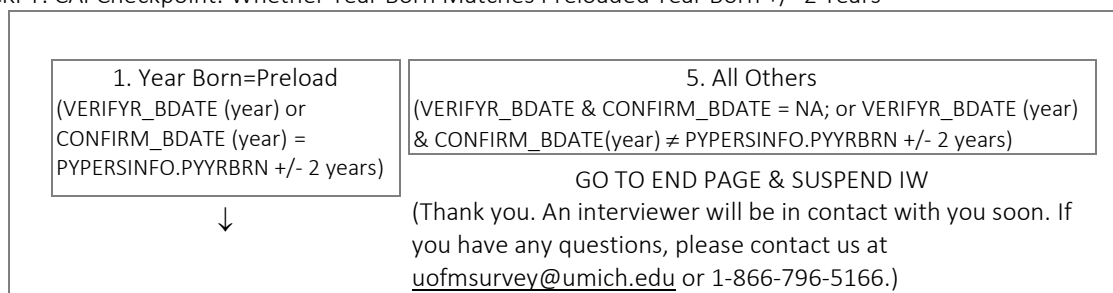


CONFIRM_BDATE. You entered [VERIFYR_BDATE] as your birthdate. If that is correct, please click Next. If you need to make corrections, please do so below and then click Next.

Please enter as MM/DD/YYYY.

Date of Birth

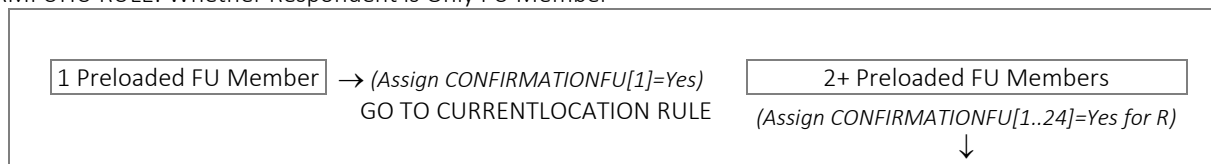
VALIDCKPT. CAI Checkpoint: Whether Year Born Matches Preloaded Year Born +/- 2 Years



VOLSTMT_WEB. This interview is completely voluntary and confidential. The information you provide online is secure. You are issued with a unique log-in for the survey. The information you give us is downloaded on to secure servers and fully protected and kept confidential. The interview usually takes about 90 minutes to complete and you will receive \$[PAYMENTLOAD] once you complete it. Your responses are extremely important. We rely on you to read each question and answer thoughtfully. Please click Next to continue.

FU Member Status

CONFIRMFUHU RULE: Whether Respondent is Only FU Member



CS_WEB.FAMILYCOMP.CONFIRMFU[1..24] [1..24]=AQSN of FU member

CONFIRMATIONFU. Before we get started, we'd like to verify who is NOW living with you as part of your family.

Are the following family members still living with you as part of your family?

Please select Yes or No for each person listed.

Family member	Age	Yes	No
---------------	-----	-----	----

[CYNAMF]	[CYNAMM]	[CYNAML]	[AGE]	<input type="text" value="1"/>	<input type="text" value="5"/>
----------	----------	----------	-------	--------------------------------	--------------------------------

AQSN list of FU Members w/PYFUHU=1 or 2 (except R)

End CONFIRMFU

CS_WEB.FAMILYCOMP.CONFIRMEDU[1..24] [1..24]=AQSN of FU member

CONFIRMATIONEDU. Are the following family members still living away at school?

Please select Yes or No for each person listed.

Family member	Age	Yes	No	
[CYNAMF] [CYNAMM] [CYNAML]	[AGE]	<input type="text" value="1"/>	<input type="text" value="5"/>	AQSN list of FU Members w/PYFUHU=10 (except R)

End CONFIRMEDU

CS_WEB.FAMILYCOMP.CONFIRMMIL[1..24] [1..24]=AQSN of FU member

CONFIRMATIONMIL. Are the following family members still living in a military facility?

Please select Yes or No for each person listed.

Family member	Age	Yes	No	
[CYNAMF] [CYNAMM] [CYNAML]	[AGE]	<input type="text" value="1"/>	<input type="text" value="5"/>	AQSN list of FU Members w/PYFUHU=9 (except R)

End CONFIRMMIL

CS_WEB.FAMILYCOMP.CONFIRMHEALTH[1..24] [1..24]=AQSN of FU member

CONFIRMATIONHEALTH. Are the following family members still living in a health facility?

Please select Yes or No for each person listed.

Family member	Age	Yes	No	
[CYNAMF] [CYNAMM] [CYNAML]	[AGE]	<input type="text" value="1"/>	<input type="text" value="5"/>	AQSN list of FU Members w/PYFUHU=11 (except R)

End CONFIRMHEALTH

CS_WEB.FAMILYCOMP.CONFIRMINST[1..24] [1..24]=AQSN of FU member

CONFIRMATIONINST. Are the following family members still living in an institutional facility such as the Peace Corps or a religious order?

Please select Yes or No for each person listed.

Family member	Age	Yes	No	
[CYNAMF] [CYNAMM] [CYNAML]	[AGE]	<input type="text" value="1"/>	<input type="text" value="5"/>	AQSN list of FU Members w/PYFUHU=12 (except R)

End CONFIRMINST

CS_WEB.FAMILYCOMP.CONFIRMJAIL[1..24] [1..24]=AQSN of FU member

CONFIRMATIONJAIL. Are the following family members still incarcerated?

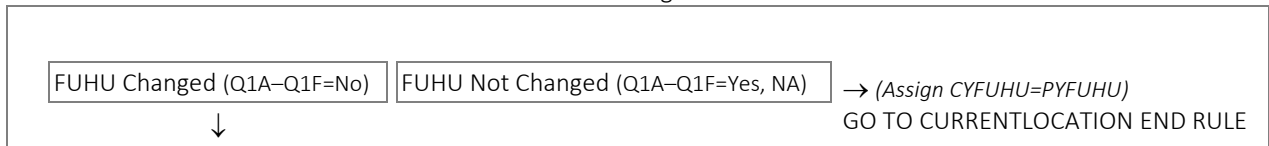
Please select Yes or No for each person listed.

Family member	Age	Yes	No	
[CYNAMF] [CYNAMM] [CYNAML]	[AGE]	<input type="text" value="1"/>	<input type="text" value="5"/>	AQSN list of FU Members w/PYFUHU=8 (except R)

End CONFIRMJAIL

CS_WEB.FAMILYCOMP.FUSTATUSCHANGED[1..24] [1..24]=AQSN of FU member

CURRENTLOCATION RULE: Whether FU Member's FUHU Status Changed



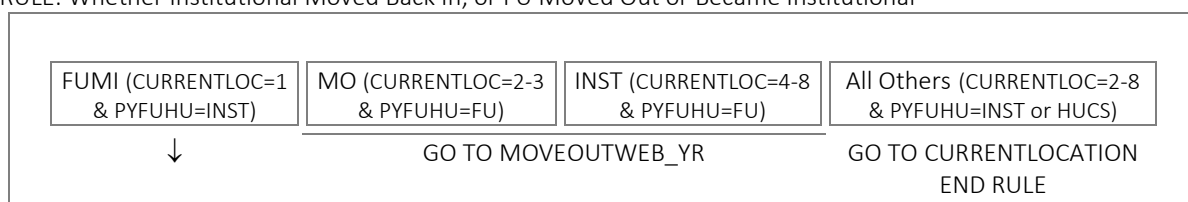
FUAQSN. AQSN of FU member. Assigned.

CURRENTLOCATION. Where is [CYNAMF] [CYNAMM] [CYNAML] now?

1. Living here as part of the family	For PYFUHU=INST (Assign CYFUHU=FUMI)
2. Living on his/her own [PYFUHU<>HUCS: or with another family that does NOT do their own F.E.S. interview]	(Assign CYFUHU=MO)
3. Living with a family that does their own F.E.S. interview	For PYFUHU<>HUCS (Assign CYFUHU=MO)
4. In the armed forces	For PYFUHU<>MIL (Assign CYFUHU=[FS: MIL / NONFS, HUCS: MO])
5. Away at school	For PYFUHU<>EDU (Assign CYFUHU=[FS: EDU / NONFS, HUCS: MO])
6. In a health care facility	For PYFUHU<>HLT (Assign CYFUHU=[FS: HLT / NONFS, HUCS: MO])
7. In jail or prison	For PYFUHU<>JAIL (Assign CYFUHU=[FS: JAIL / NONFS, HUCS: MO])
8. In some other institution, such as the Peace Corps or a religious order	For PYFUHU<>OTH (Assign CYFUHU=[FS: OTH / NONFS, HUCS: MO])
9. Passed away; died	(Assign CYFUHU=DIED)

CHECK for NA: In order for the interview to continue, please tell us where this family member is now.

MOVE RULE: Whether Institutional Moved Back In, or FU Moved Out or Became Institutional



CS_WEB.FAMILYCOMP.FUSTATUSCHANGED[1..24].MOVEIN [1..24]=AQSN of FU member

MOVEINWEB_YR. When did [CYNAMF] [CYNAMM] [CYNAML] move [back] in with your family?

Select ▾ Year [CYEAR] – [P4YEAR]

9996. [P2YEAR]-[CYEAR] but don't know which year

9997. Before [P2YEAR] but don't know exact year

(Assign (COVERSCREEN.MOVEIN[1..24]) MOVEINMO=99 &
MOVEINYR=MOVEINWEB_YR)

GO TO CURRENTLOCATION END RULE

CHECK for NA: In order for the interview to continue, it is important to know this information. If you need assistance or prefer to continue the interview with an interviewer, please contact us at uofmsurvey@umich.edu or 1-866-796-5166.

End MOVEIN

CS_WEB.FAMILYCOMP.FUSTATUSCHANGED[1..24].MOVEOUT [1..24]=AQSN of FU member

MOVEOUTWEB_YR. When did [CYNAMF] [CYNAMM] [CYNAML] move out?

Select ▾ Year [CYEAR] – [P4YEAR]

9996. [P2YEAR]-[CYEAR] but don't know which year

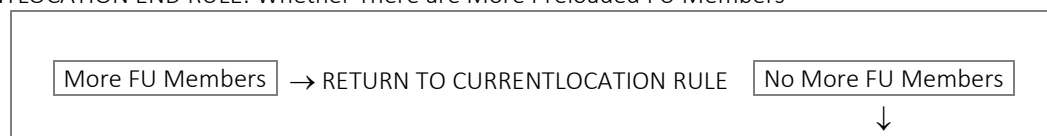
9997. Before [P2YEAR] but don't know exact year

(Assign (COVERSCREEN.MOVEOUT[1..24]) MOVEOUTMO=99 &
MOVEOUTYR=MOVEOUTWEB_YR)

CHECK for NA: In order for the interview to continue, it is important to know this information. If you need assistance or prefer to continue the interview with an interviewer, please contact us at uofmsurvey@umich.edu or 1-866-796-5166.

End MOVEOUT

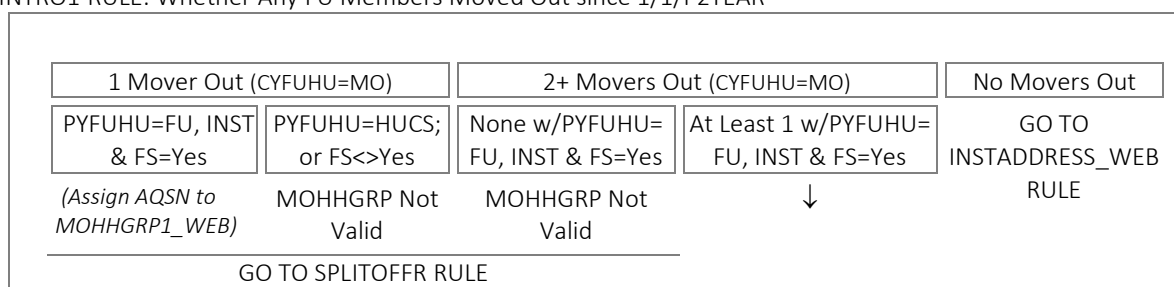
CURRENTLOCATION END RULE: Whether There are More Preloaded FU Members



End FUSTATUSCHANGED

Mover-Out Groups

MOHHINTRO1 RULE: Whether Any FU Members Moved Out since 1/1/P2YEAR



MOHHINTRO1. Based on the information you provided, the following people are no longer living with your family. Are [3+ MO: any of] these people NOW living together?

Family member	Age
[CYNAMF] [CYNAMM] [CYNAML]	[AGE]

AQSN list of Movers Out w/CYFUHU=MO & PYFUHU=FU, INST

1. Yes, [3+ MO: some or all of] these people are living together



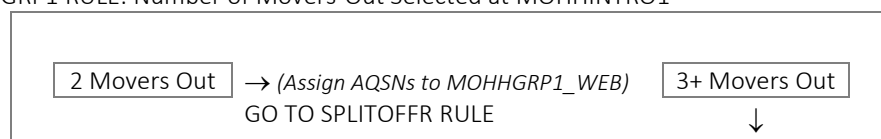
5. No, [none of] these people are [not] living together

*(Assign AQSNS to separate
MOHHGRP[1..8]_WEB)*

GO TO SPLITOFFR RULE

CHECK for NA: In order for the interview to continue, it is important to know this information. If you need assistance or prefer to continue the interview with an interviewer, please contact us at uofmsurvey@umich.edu or 1-866-796-5166.

MOHHGRP1 RULE: Number of Movers-Out Selected at MOHHINTRO1



MOHHGRP1_WEB. Please tell us which of these people [CYNAMF] [CYNAMM] [CYNAML] is now living with. Please select all that apply.

You'll be able to select any remaining people into another group later.

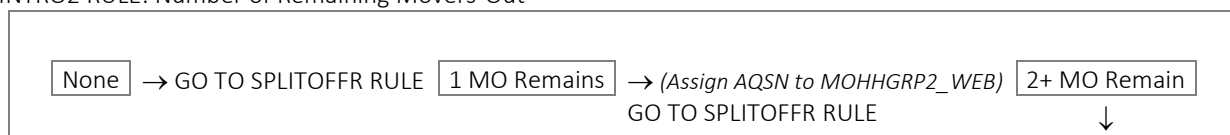
Family member	Age
1-24. [CYNAMF] [CYNAMM] [CYNAML]	[AGE]

*AQSN list of Movers Out, except 1st MO in question
(Assign AQSNS to MOHHGRP1_WEB & COVERSCREEN.
MOHHGRP1=MOHHGRP1_WEB)*

95. None of these people

CHECK for NA: In order for the interview to continue, it is important to know this information. If you need assistance or prefer to continue the interview with an interviewer, please contact us at uofmsurvey@umich.edu or 1-866-796-5166.

MOHHINTRO2 RULE: Number of Remaining Movers-Out



MOHHINTRO[2..8]. Are [*3+ MO*: any of] these remaining people NOW living together?

Family member	Age
[CYNAMF] [CYNAMM] [CYNAML]	[AGE]

AQSN list of remaining Movers Out

1. Yes, [*3+ MO*: some or all of] these people are living together



5. No, [none of] these people are [not] living together

(Assign AQSNs to separate MOHHGRP[2..8]_WEB)

GO TO SPLITOFFR RULE

CHECK for NA: In order for the interview to continue, it is important to know this information. If you need assistance or prefer to continue the interview with an interviewer, please contact us at uofmsurvey@umich.edu or 1-866-796-5166.

MOHHGRP[2..8] RULE: Number of Movers-Out Selected at MOHHINTRO[2..8]

2 Movers Out

→ (Assign AQSNs to same MOHHGRP[2..8]_WEB)

GO TO SPLITOFFR RULE

3+ Movers Out



MOHHGRP[2..8]_WEB. Please tell us which of these people [CYNAMF] [CYNAMM] [CYNAML] is now living with.

Please select all that apply.

You'll be able to select any remaining people into another group later.

Family member	Age
1-24. [CYNAMF] [CYNAMM] [CYNAML]	[AGE]

1-24. [CYNAMF] [CYNAMM] [CYNAML] [AGE]

AQSN list of Movers Out, except 1st MO in question

(Assign AQSNs to same MOHHGRP[2..8]_WEB & COVERSCREEN.MOHHGRP[2..8]=MOHHGRP1[2..8]_WEB)

95. None of these people

CHECK for NA: In order for the interview to continue, it is important to know this information. If you need assistance or prefer to continue the interview with an interviewer, please contact us at uofmsurvey@umich.edu or 1-866-796-5166.

MOHHINTRO END RULE: Number of Remaining Movers-Out

None



1 MO Remains

→ (Assign AQSN to MOHHGRP[3..8]_WEB)

GO TO SPLITOFFR RULE

2+ MO Remain

→ REPEAT MOHHINTRO[3..8] until all Movers Out are assigned to a MOHHGRP[]_WEB

Respondent

SPLITOFFR RULE: FS Status and Age of Movers-Out in MOHHGRP

1 Mover Out		2+ Movers Out		
FS <> Yes	FS = Yes	All FS <> Yes	At Least One Mover Out is FS=Yes	
MOHHGRP Not Valid	(Assign AQSN to SPLITOFFR[]WEB)	MOHHGRP Not Valid	None Age 18+	One Age 18+
			(Assign Oldest AQSN to SPLITOFFR[]WEB)	(Assign AQSN to SPLITOFFR[]WEB)
				2+ Age 18+
				↓
GO TO SPLITOFFR END RULE				



SPLITOFFR[1..8]WEB. One or more of the people you reported as moving out and now living together may also be eligible for our study:

Family member	Age
---------------	-----

[CYNAMF] [CYNAMM] [CYNAML] [AGE] *AQSN list of Movers Out in MOHHGRP*

Of the adults in this group, who would be the best person for us to get in touch with?

Family member	Age
---------------	-----

1-24. [CYNAMF] [CYNAMM] [CYNAML] [AGE] [NA]

AQSN list of Age 18+ Movers Out in MOHHGRP

(Assign Oldest AQSN to SPLITOFFR[]WEB)

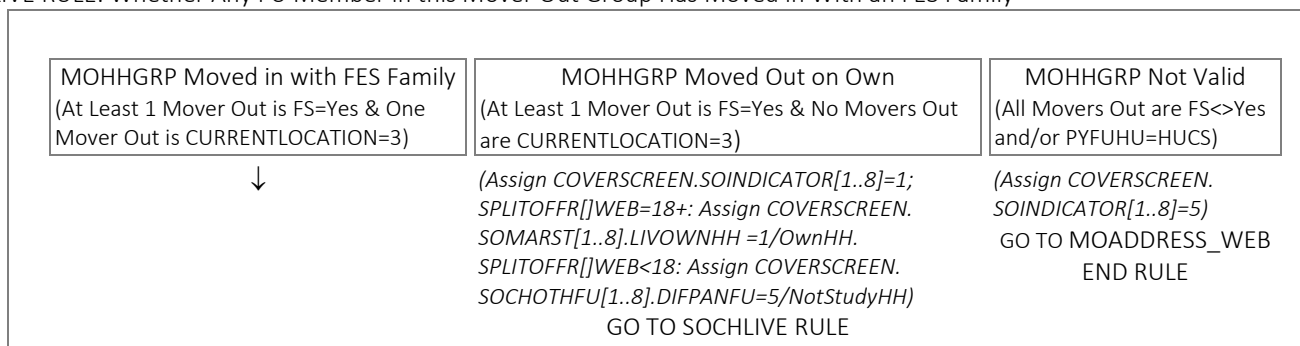
(Assign COVERSCREEN.SPLITOFFR[1..8]=SPLITOFFR[1..8]WEB)

SPLITOFFR END RULE: Whether There are More Mover-Out Groups



Moved to FES Family (SOFESLive)

SOFESLIVE RULE: Whether Any FU Member in this Mover Out Group Has Moved in With an FES Family



CS_WEB.FAMILYCOMP.SOFESLIV[1..8] [1..8]=Which mover-out group

SOFESLIVE. You reported that one or more of the people in this group has moved in with a family that does their own F.E.S. interview.

Family member	Age
---------------	-----

[CYNAMF] [CYNAMM] [CYNAML] [AGE] *AQSN list of Movers Out in MOHHGRP*

Which family has this person or group moved in with? Start by typing in the last name of the family - select any adult member of the family. If you don't see any members of the family that this person or group moved in with, please select "Not in the list" and click Next to continue.

o Not in the list (SP_0G)	NA	Selected from ID68 Database
---------------------------	----	-----------------------------

(Assign SIDMOVE=ID68 of this FU)



(Assign SIDMOVE from ID68 database.

SPLITOFFR[]WEB=18+: Assign (COVERSCREEN.SOMARST[1..8]) PERSNAMEF, PERSNAML & SIDMOVE from ID68 database; Assign COVERSCREEN.SOMARST[1..8].LIVOWNHH=4/StudyHH; Assign COVERSCREEN.SOINDICATOR[1..8]=2.

SPLITOFFR[]WEB<18: Assign (COVERSCREEN.SOCHLIVE[1..8]) PERSNAMEF, PERSNAML & COVERSCREEN.SOCHOTHFU[1..8].SIDMOVE from ID68 database; Assign COVERSCREEN.SOCHOTHFU[1..8].DIFPANFU= 1/YesStudyHH; Assign COVERSCREEN.SOINDICATOR[1..8]=2.)

GO TO PERSRSTO

SOFESLIVE_SPECIFYNAMF, SOFESLIVE_SPECIFYNAML. Please tell us the name of any adult member of the family that [CYNAMF] [CYNAMM] [CYNAML] has moved in with.

If you prefer, you can enter a nickname or initials instead of a full name.

First Name (Assigned "NOT ANSWERED" if NA)

Last Name (Assigned "NOT ANSWERED" if NA)

(SPLITOFFR[]WEB=18+: Assign (COVERSCREEN.SOMARST[1..8]) PERSNAMF=SOFESLIVE_SPECIFYNAMF, PERSNAML=SOFESLIVE_SPECIFYNAML, SIDMOVE=SIDMOVE, & LIVOWNHH=4/StudyHH; Assign COVERSCREEN.SOINDICATOR[1..8]=2.

SPLITOFFR[]WEB<18: Assign (COVERSCREEN.SOCHLIVE[1..8]) PERSNAMF=SOFESLIVE_SPECIFYNAMF, PERSNAML=SOFESLIVE_SPECIFYNAML; Assign (COVERSCREEN.SOCHOTHFU[1..8]) SIDMOVE=SIDMOVE, DIFPANFU=1/YesStudyHH; Assign COVERSCREEN.SOINDICATOR[1..8]=2.)

PERSRSTO. What is [SPECIFYNAMF=RESPONSE & SPECIFYNAML=RESPONSE: [SOFESLIVE_SPECIFYNAMF] [SOFESLIVE_SPECIFYNAML]'s / ALL OTHERS: this person's] relationship to [CYNAMF] [CYNAMM] [CYNAML]?

(Assigned "NOT ANSWERED" if NA)

(SPLITOFFR[]WEB=18+: Assign COVERSCREEN.SOMARST[1..8].PERSRSTO=PERSRSTO.

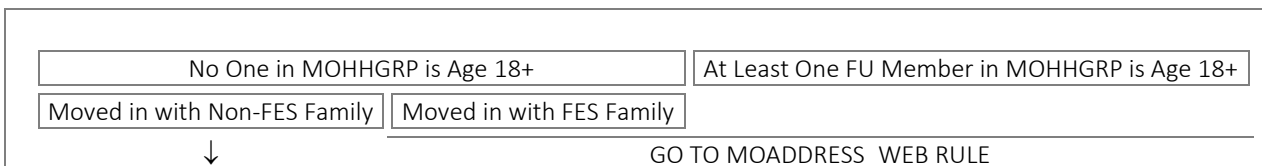
SPLITOFFR[]WEB<18: Assign COVERSCREEN.SOCHLIVE[1..8].PERSRTCH=PERSRSTO.)

SIDMOVE. Not asked. Assigned SID from ID68 database or ID68 of this FU.

End SOFESLIVE

R is Child (SOChLive Web)

SOCHLIVE RULE: Whether MO Group Moved in with FES Family; Whether Any FU Member in MO Group is 18 or Older



CS_WEB.FAMILYCOMP.SOCHLIVE_WEB[1..8] [1..8]=Which mover-out group

PERSNAMF_WEB, PERSNAML_WEB, PERSRTCH_WEB. [2+ in MOHHGRP: Everyone in this group (who moved out and are living together) is / 1 in MOHHGRP: This person (who moved out) is] less than 18 years old:

Family member	Age
---------------	-----

[CYNAMF] [CYNAMM] [CYNAML] [AGE] *AQSN list of Movers Out in MOHHGRP*

Could you tell us the name of an adult with whom they are now living?

If you prefer, you can enter a nickname or initials instead of a full name.

First Name (Assigned "NOT ANSWERED" if NA)

Last Name (Assigned "NOT ANSWERED" if NA)

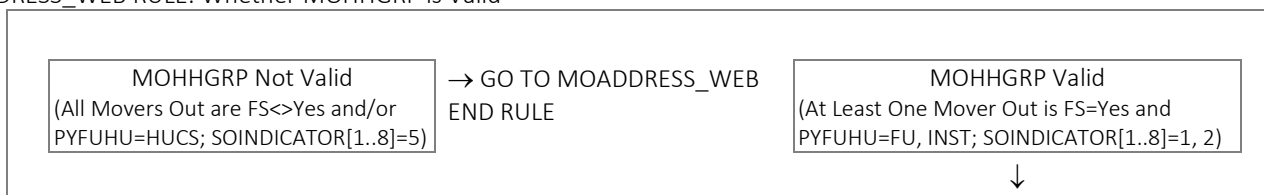
Relationship (Assigned "NOT ANSWERED" if NA)

(Assign (COVERSCREEN.SOCHLIVE[1..8]) PERSNAMF, PERSNAML, PERSRTCH=PERSNAMF_WEB, PERSNAML_WEB, PERSRTCH_WEB.)

End SOCHLIVE_WEB

Contact Information

MOADDRESS_WEB RULE: Whether MOHHGRP is Valid



CS_WEB.FAMILYCOMP.MOADDRESS_WEB[1..8] [1..8]=Which mover-out group

MOCOUNTRYCODE (MOCOUNTRYNAME), MOINCO, MOADDR1, MOAPTSTE, MOADDR2, MOCITY, MOSTATECODE (MOSTATEABBREV), MOZIP, WTRCELLWEB, WTRHOMEWEB, CELLPH, CELLFOR, HOMEPH, HOMEFOR, MOEMAIL, MOEMAILADDR, MOEMAIL2, MOEMAIL2ADDR.

[1 in MOHHGRP: [SPLITOFFR[]WEB] may also be eligible for our study. / 2+ in MOHHGRP: We mentioned earlier that [SPLITOFFR[]WEB] may also be eligible for our study.] Can you give us contact information for [SPLITOFF R=AGE 18+: [SPLITOFFR[]WEB] / SPLITOFF R <AGE 18 & (SOFESLIVE_SPECIFYNAMF=RESPONSE & SOFESLIVE_SPECIFYNAML=RESPONSE, or PERSNAMF_WEB=RESPONSE & PERSNAML_WEB=RESPONSE): [PERSNAMF_WEB] [PERSNAML_WEB] / SPLITOFF R <AGE 18, ALL OTHERS: the adult with whom [SPLITOFFR[]WEB] is now living]?

Items in red are required.

Country

Select ▼

1 – 193 (Defaults to 185/US)

United States includes Puerto Rico, U.S. Virgin Islands, Guam, American Samoa and the Northern Mariana Islands

In Care Of

String 40

“In Care Of” is used for mail to be delivered to someone at another person’s address and usually contains the name of the person to whom the address belongs.

Address Line 1

String 40

(Assigned “NOT ANSWERED” if NA)

Apartment or Suite

String 10

Enter “Apt” or “Ste” plus numbers or letters.

Address Line 2

String 40

“Address Line 2” is most often used for a room or floor number.

City

String 40

(Assigned “NOT ANSWERED” if NA)

State

Select ▼

1 – 57 (Assigned 57/FC if Country<>185)

[Zip / Postal] code

String 10

Cell Phone Number

String 10/20

(Assign WTRCELLWEB=Yes if RESPONSE)

Home Phone Number

String 10/20

(Assign WTRHOMEWEB=Yes if RESPONSE)

Email Address

String 40

For AGE 16+ (Assign MOEMAIL=Yes if RESPONSE)

2nd Email Address

String 40

For AGE 16+ (Assign MOMAIL2=Yes if RESPONSE)

(Assign COVERSCREEN.MOADDRESS[1..8]=MOADDRESS_WEB[1..8].)

End MOADDRESS_WEB

R is Adult (Marital)

SOMARST_WEB RULE: Whether SPLITOFFR is Age 18 or Older

Age 18+	All Others	→ GO TO MOADDRESS_WEB END RULE
↓		

CS_WEB.FAMILYCOMP.SOMARSTAT_WEB[1..8] [1..8]=Which mover-out group

SOMARST_WEB. Is [SPLITOFFR[]WEB]...?

1. Married	2. Never married	3. Widowed	4. Divorced	5. Separated	NA (Assigned 8/DK)
↓					
(Assign COVERSCREEN.SOMARSTAT[1..8].SOMARST=SOMARST_WEB)					
GO TO MOADDRESS_WEB END RULE					

SPOUNAMF_WEB, SPOUNAML_WEB. What is the name of [SPLITOFFR[]WEB]'s spouse?

*If you prefer, you can enter a nickname or initials instead of a full name.*First Name (Assigned "NOT ANSWERED" if NA)Last Name (Assigned "NOT ANSWERED" if NA)

(Assign (COVERSCREEN.SOMARSTAT[1..8]) SOMARST=SOMARST_WEB, SPOUNAMF=SPOUNAMF_WEB & SPOUNAML=SPOUNAML_WEB.)

End SOMARST_WEB

MOADDRESS_WEB END RULE: Whether There are More MO Groups

More Mover Out Groups	→ RETURN TO SOFESLIVE RULE	No More Mover Out Groups
↓		

Institutional Contact Information

INSTADDRESS_WEB RULE: Whether Any FU Member is Institutional

Institutional (CYFUHU=INST)		Not Institutional (CYFUHU<>INST)
Preloaded FU, INST (PYFUHU=1, 8-12)	Preloaded HUICS (PYFUHU=2)	
↓		
GO TO RESPONDENTMIDSUMMARY		

CS_WEB.FAMILYCOMP.INSTADDRESS_WEB[1..24] [1..24]=AQSN of FU member

INSTCOUNTRYCODE (INSTCOUNTRYNAME), INSTINCO, INSTADDR1, INSTAPTSTE, INSTADDR2, INSTCITY, INSTSTATECODE (INSTSTATEABBREV), INSTZIP, WTRCELLWEB, WTRHOMEWEB, CELLPH, CELLFOR, HOMEPH, HOMEFOR, INSTEMAIL, INSTEMAILADDR, INSTEMAIL2, INSTEMAIL2ADDR.

Earlier you reported that [CYNAMF] [CYNAMM] [CYNAML] is [CYFUHU=MIL: living in a military facility / CYFUHU=EDU: living away at school / CYFUHU=HLTH: living in a health facility/ CYFUHU=OTH: living in an institutional facility].

Can you give us contact information for [CYNAMF] [CYNAMM] [CYNAML]?

Items in red require a response.

Country

Select ▾

1 – 193 (Defaults to 185/US)

United States includes Puerto Rico, U.S. Virgin Islands, Guam, American Samoa and the Northern Mariana Islands.

In Care Of

String 40

“In Care Of” is used for mail to be delivered to someone at another person’s address and usually contains the name of the person to whom the address belongs.

Address Line 1

String 40

(Assigned “NOT ANSWERED” if NA)

Apartment or Suite

String 10

Enter “Apt” or “Ste” plus numbers or letters.

Address Line 2

String 40

“Address Line 2” is most often used for a room or floor number.

City

String 40

(Assigned “NOT ANSWERED” if NA)

State

Select ▾

1 – 57 (Assigned 57/FC if Country<>185)

[Zip / Postal] code

String 10

Cell Phone Number

String 10/20

(Assign WTRCELLWEB=Yes if RESPONSE)

Home Phone Number

String 10/20

(Assign WTRHOMEWEB=Yes if RESPONSE)

Email Address

String 40

For AGE 16+ (Assign INSTEMAIL=Yes if RESPONSE)

2nd Email Address

String 40

For AGE 16+ (Assign INSTEMAIL2=Yes if RESPONSE)

(Assign COVERSCREEN.INSTADDRESS[1..24]=INSTADDRESS_WEB[1..24])

INSTCONTACT END RULE: Whether There are More Institutionals

More Institutionals

→ RETURN TO INSTADDRESS_WEB RULE

No More Institutionals



End INSTADDRESS_WEB

Review 1 - New Movers In

CS_WEB.FAMILYCOMP.RESPONDENTMIDSUMMARY[1..24] [1..24]=AQS of mover in

RESPONDENTMIDSUMMARY RULE: FU members included in Review 1

CYFUHU	PYFUHU	CONFIRMATION	CURRENTLOCATION	NEWFAMILYROOMMATE BOARDER	NEWFAMILYMEMBER_FUHU or NEWBORN_FU
FU	FU	Yes, NA	--	--	--
HUCS	HUCS	Yes, NA	--	--	--
HUCS	(new)	--	--	3, 7 Child or adult	2 HUCS
HU	(new)	--	--	1, 2, 3 Boarder, temp, child	3 HU
FUMI	INST	No	1 Live here	--	--
FUMI	(new)	--	--	3, 7 Child or adult	4 FUMI
MO	FU, INST	No	2, 3 Live elsewhere	--	--
MO	HUCS	No	4, 5, 6, 7, 8 Inst	--	--
DIED	FU, INST	No	9 Died	--	--
DIED	INST	Yes, NA	--	--	--
JAIL	FU, INST	No	7 Jail	--	--
JAIL	INST	Yes, NA	--	--	--
MIL	FU, INST	No	4 Military	--	--
MIL	INST	Yes, NA	--	--	--
EDU	FU, INST	No	5 School	--	--
EDU	INST	Yes, NA	--	--	--
HLTH	FU, INST	No	6 Health	--	--
HLTH	INST	Yes, NA	--	--	--
OTH	FU, INST	No	8 Other	--	--
OTH	INST	Yes, NA	--	--	--

RESPONDENTMIDSUMMARY. Based on your information, here is the list of your family members and others living with you:

Family member	Age	Current family status
[[PRELOADED: [CYNAMF] [CYNAMM] [CYNAML] / NEW: [FULLNAME_NAMF] [FULLNAME_NAMM] [FULLNAME_NAML]]	[AGE / --]	[Living here / Living here but does their own F.E.S interview / [Roommate or boarder / Temporarily living here] / [Moved back in / Moved in / Moved in (newborn or child)] / Moved out / Passed away / Incarcerated / Living [in a military facility / away at school / in a health facility / in an institutional facility]]

Is there anyone else living with you NOW who is not listed above, including any newborn children?

1. Yes → GO TO NEWFAMILY MEMBERLOOKUP 5. No NA → SIGNAL: Please tell us whether or not a new family member needs to be added.
(Assigned 8/DK if SIGNAL suppressed & RESPONDENTMIDSUMMARY=NA.)

GO TO NEWBORN RULE

[1st ITERATION: If you see any errors with the "Current family status" of any family member, please use the "Previous" button to go back and make corrections. / ALL OTHERS: If you see any errors with someone's name or age, you will have a chance to make corrections later.]

End RESPONDENTMIDSUMMARY

CS_WEB.FAMILYCOMP.NEWFAMILYMEMBERS[1..24] [1..24]=AQSN of mover in

NEWFAMILYMEMBER_AQSN. AQSN of mover-in. Assigned.

NEWFAMILYMEMBER_FUHU. Assigned FU status of mover-in.

- | | |
|---------|---|
| 2. HUCS | NewFamilyRoommateBoarder=4 (Assign CYFUHU=HUCS & SIDHUCS[.HUCSFUHU=HUCS) |
| 3. HU | NewFamilyRoommateBoarder=1, 2 (Assign CYFUHU=HU & HUNOTFU[.HUREASON=3, 2) |
| 4. FUMI | NewFamilyRoommateBoarder=3, 7 (Assign CYFUHU=FUMI) |

NEWFAMILYMEMBERLOOKUP. What is the name of the [first / next] new family member?

As you start typing the name, a list of possible matches will be presented. If you don't see the name of this new family member, please select "Not in the list" and click "Next" to continue.

<input type="radio"/> Not in the list (SP_0G)	<input type="radio"/> NA	<input type="radio"/> Selected from ID68 Database
---	--------------------------	---

↓

(Assign NEWFAMILYROOMMATEBOARDER=4.
Assign NEWFAMILYFULLNAME, NEWFAMILYPRIMARYKEY, NEWFAMILYPN and
(COVERSCREEN.CYPERSINFO.CYPINFO[1..24]) CYNAMF, CYNAMM, CYNAML and
(COVERSCREEN.HUCSSAMPID.SIDHUCS[1..24]) HUCSNAMF, HUCSNAML, HUCS_ID, PN, ID68 from
ID68 database.
IWTYP=REINT and ID68 IWTYP=RECON: Assign (COVERSCREEN.CYPERSINFO.CYPINFO[1..24])
CYFUHU=FUMI;
IWTYP=REINT and ID68 IWTYP=REINT: Assign (COVERSCREEN.CYPERSINFO.CYPINFO[1..24])
CYFUHU=HUCS.)

RETURN TO RESPONDENTMIDSUMMARY

FULLNAME_NAMF, FULLNAME_NAMM, FULLNAME_NAML. What is the name of the [first / next] new family member?

If you prefer, you can enter a nickname or initials instead of a full name. This will be used during the interview when we ask about this family member.

First Name	<input type="text" value="String 20"/>	(Assigned "(Mr. / Ms.)" if NA & FULLNAME_NAML=Response; Assigned "New Family Member [2-24]" if NA & FULLNAME_NAML=NA)
Middle Name	<input type="text" value="String 20"/>	
Last Name	<input type="text" value="String 20"/>	(Assigned "(LAST NAME UNKNOWN)" if NA & FULLNAME_NAMF=Response; Assigned "(NAME UNKNOWN)" if NA & FULLNAME_NAMF=NA)

SIGNAL for FULLNAME_NAMF & FULLNAME_NAML=NA: We will refer to this person as "New Family Member [2-24]".
(Assign NEWFAMILYFULLNAME=FULLNAME_NAMF + FULLNAME_NAMM + FULLNAME_NAML, and assign
(COVERSCREEN.CYPERSINFO.CYPINFO[1..24]) CYNAMF, CYNAMM, CYNAML=FULLNAME_NAMF,
FULLNAME_NAMM, FULLNAME_NAML.)

NEWFAMILYROOMMATEBOARDER. Is [FULLNAME_NAMF=RESPONSE & FULLNAME_NAML=RESPONSE:
[FULLNAME_NAMF] [FULLNAME_NAML] / ALL OTHERS: this person] ...?

3. A child younger than age 18 who is RELATED to YOU OR A MEMBER OF YOUR FAMILY (including your or a family member's spouse or romantic partner). For example, a newborn, stepchild, adopted child, foster child, grandchild, or great-grandchild.	1. A roommate or a boarder who is NOT RELATED to you or any member of your family
	2. Temporarily living with your family for less than three months (this person could be an adult or a child, and may or may not be related to you)
7. An adult age 18 or older who is RELATED to YOU OR A MEMBER OF YOUR FAMILY, or is MARRIED TO or IN A ROMANTIC RELATIONSHIP with you or a member of your family. For example, a spouse, boyfriend or girlfriend, parent or parent-in-law, or sibling or sibling-in-law.	4. Member of another FES family <i>NOT DISPLAYED</i>

↓

RETURN TO RESPONDENTMIDSUMMARY

CHECK for NA: In order for the interview to continue, it is important to know this information. If you need assistance or prefer to continue the interview with an interviewer, please contact us at uofmsurvey@umich.edu or 1-866-796-5166.

CS_WEB.FAMILYCOMP.NEWFAMILYMEMBERS[1..24].NEWFAMILYMEMBERMOVEIN [1..24]=AQSN of mover in

MOVEINWEB_YR. When did [FULLNAME_NAMF=RESPONSE & FULLNAME_NAML=RESPONSE:
[FULLNAME_NAMF] [FULLNAME_NAML] / ALL OTHERS: this person] move in with your family?
For newborns, this is usually the date of birth.

Select ▾ Year [CYEAR] – [P4YEAR]
9996. [P2YEAR]-[CYEAR] but don't know which year
9997. Before [P2YEAR] but don't know exact year

(Assign (COVERSCREEN.MOVEIN[1..24]) MOVEINMO=99 &
MOVEINYR=MOVEINWEB_YR.)

RETURN TO RESPONDENTMIDSUMMARY

CHECK for NA: In order for the interview to continue, it is important to know this information. If you need assistance or prefer to continue the interview with an interviewer, please contact us at uofmsurvey@umich.edu or 1-866-796-5166.

End NEWFAMILYMEMBERMOVEIN

End NEWFAMILYMEMBERS

CS_WEB.FAMILYCOMP.NEWBORNS[1..24] [1..24]=AQSN of newborn

NEWBORN RULE: Whether Any New FU is a Newborn

Newborn (NEWFAMILYROOMMATEBOARDER=3)	No Newborns	→ GO TO CONFIRMUPDATE RULE
--------------------------------------	-------------	----------------------------

↓

NEWBORN_AQSN. AQSN of newborn. Assigned.

NEWBORN_FU. FU status of newborn. Assigned.

2. HUCS	Neither Newborn_Parents 1-24 is CYFUHU=FU, FUMI, INST but at least one is CYFUHU=HUCS
3. HU	Neither Newborn_Parents 1-24 is CYFUHU=FU, FUMI, INST, HUCS but at least one is CYFUHU=HU
4. FUMI	Newborn_Parents=97, 98; or, at least one Newborn_Parents 1-24 is CYFUHU=FU, FUMI, INST

(Assign COVERSCREEN.CYPERSINFO.CYPINFO[1..24].CYFUHU=NEWBORN_FU.)

NEWBORN_PARENTS. Who are [FULLNAME_NAMF] [FULLNAME_NAML]'s biological or adoptive parents?

Please select up to 2 people.

Family member	Age
1-24. [PRELOADED: [CYNAMF] [CYNAMM] [CYNAML] / NEW: [FULLNAME_NAMF] [FULLNAME_NAMM] [FULLNAME_NAML]]	[AGE / --]

AQSN list of preloaded FU members (CYFUHU=FU, HU, INST) & new movers-in (CYFUHU=HU, HU, FUMI) Age 15+

97. Other - Please specify one or both parents: (NEWBORN_PARENTSSPEC (String 100))

SIGNAL for NA: Please tell us who this child's parents are. (Assigned 98/DK if SIGNAL suppressed & NEWBORN_PARENTS=NA)

NEWBORN END RULE: Whether There are More Newborns

More Newborns	→ RETURN TO NEWBORN_PARENTS	No More Newborns
		↓

End NEWBORNS

Review 2 - Confirm & Update FU Members

REVIEW2 RULE: FU members included in Review 2

CYFUHU	PYFUHU	CONFIRMATION	CURRENTLOCATION	NEWFAMILYROOMMATE BOARDER	NEWFAMILYMEMBER_FUHU or NEWBORN_FU
FU	FU	Yes, NA	--	--	--
FUMI	INST	No	1 Live here	--	--
FUMI	(new)	--	--	3, 7 Child or adult	4 FUMI
JAIL	FU, INST	No	7 Jail	--	--
JAIL	INST	Yes, NA	--	--	--
MIL	FU, INST	No	4 Military	--	--
MIL	INST	Yes, NA	--	--	--
EDU	FU, INST	No	5 School	--	--
EDU	INST	Yes, NA	--	--	--
HLTH	FU, INST	No	6 Health	--	--
HLTH	INST	Yes, NA	--	--	--
OTH	FU, INST	No	8 Other	--	--
OTH	INST	Yes, NA	--	--	--

CS_WEB.FAMILYCOMP.FINALUPDATE[1..24] [1..24]=AQSN of FU member

CONFIRMUPDATE RULE: Review FU Members who are FU, FUMI, INST

There are FU, FUMI, INST (At Least 1 CYFUHU=FU, FUMI, INST)	All Others (All CYFUHU=HUCS, HU, MO, DEC)
↓	GO TO CONFIRMUPDATE END RULE

FINALCONFIRM_NAME, FINALCONFIRM_NAMM, FINALCONFIRM_NAML, FINALCONFIRM_YRBRN,
FINALCONFIRM_MOBRN, FINALCONFIRM_DAYBRN, FINALCONFIRM_MARITAL, FINALCONFIRM_RELGENDER.

[1st ITERATION: Let's quickly review everyone living with you as a part of your family. [ANY FU MEMBER CYFUHU=HUCS, HU, MO, DEC: This review will not include family members who have passed away, moved out, or do their own F.E.S. interview, or people living with your family temporarily or are a roommate or boarder.]]

Reviewing: [PRELOADED: [CYNAMF] [CYNAMM] [CYNAML] / NEW: [FULLNAME_NAME] [FULLNAME_NAMM] [FULLNAME_NAML]]

Please review the information below and update any information that is missing or incorrect. Once you're done making changes, click "Next" to save your changes and continue.

If you prefer, you can enter a nickname or initials instead of a full name. This will be used during the interview when we ask about this family member.

First Name	<input type="text" value="[PRELOADED: [CYNAMF] / NEW: [FULLNAME_NAME]]"/>	
Middle Name	<input type="text" value="[PRELOADED: [CYNAMM] / NEW: [FULLNAME_NAMM]]"/>	
Last Name	<input type="text" value="[PRELOADED: [CYNAML] / NEW: [FULLNAME_NAML]]"/>	
Month Born	<input type="text" value="Select ▾"/>	1. January – 12. December
Day Born	<input type="text" value="Select ▾"/>	1 – 31
Year Born	<input type="text" value="1901 – [CYEAR]"/>	CHECK for AQSN=RSELECTWEB & AGEIWDATE<18: The person completing the survey must be over 18. Are you sure that is the correct birth date?
Sex	<input type="text" value="Select ▾"/>	1. Male 2. Female CHECK for NA: In order for the interview to continue, please select this family member's current legal sex. If you need assistance or prefer to continue the interview with an interviewer, please contact us at uofmsurvey@umich.edu or 1-866-796-5166.
Marital Status	<input type="text" value="1. Married"/> <input type="text" value="2. Never married"/> <input type="text" value="3. Widowed"/> <input type="text" value="4. Divorced"/> <input type="text" value="5. Separated"/> <input type="text" value="NA (Assigned 8/Unknown)"/>	For AGE 15+ CHECK for NA: In order for the interview to continue, it is important to know this information. If you need assistance or prefer to continue the interview with an interviewer, please contact us at uofmsurvey@umich.edu or 1-866-796-5166.

Next

(Assign (COVERSCREEN.CYPERSINFO.CYPINFO[1..24]) CYNAMF, CYNAMM, CYNAML=FINALCONFIRM_NAME, FINALCONFIRM_NAMM, FINALCONFIRM_NAML; Assign (COVERSCREEN.CYBIRTHINFO.CYBINFO[1..24]) CYRBRN, CYMOBRN, CYDAYBRN=FINALCONFIRM_YRBRN, FINALCONFIRM_MOBRN, FINALCONFIRM_DAYBRN; Assign COVERSCREEN.FUGENDER[1..24]=FINALCONFIRM_RELGENDER; Assign COVERSCREEN.MARRSTAT.MSTAT[1..24].MARITAL=FINALCONFIRM_MARITAL)

CYESTAGE RULE: Whether FU Member's Age Can be Calculated

<input type="text" value="Age Can be Calculated (FINALCONFIRM_YRBRN=Response)"/> → GO TO MSTAT RULE	<input type="text" value="All Others"/>
↓	

CYESTAGE. How old is [PRELOADED: [CYNAMF] [CYNAMM] [CYNAML] / NEW: [FULLNAME_NAME] [FULLNAME_NAMM] [FULLNAME_NAML]]?

If you do not know the exact age, please give us your best guess.

<input type="text" value="1 – 120"/>	Age	<input type="text" value="NA"/>
<input type="text" value="o 995. Less than one year old (SP_OC)"/>		↓

(Assign COVERSCREEN.CYBIRTHINFO.CYBINFO[1..24].CYESTAGE=CYESTAGE)
 CYESTAGE=15-120 → RETURN to FINALCONFIRM SCREEN for Marital
 ALL OTHERS → GO TO MSTAT RULE

AGEGE16. Is [PRELOADED: [CYNAMF] [CYNAMM] [CYNAML] / NEW: [FULLNAME_NAMF] [FULLNAME_NAMM] [FULLNAME_NAML]] age 16 or older?

→ RETURN to FINALCONFIRM SCREEN for Marital



(Assign COVERSCREEN.AGEGE16[1..24]=AGEGE16)

CS_WEB.FAMILYCOMP.FINALUPDATE[1..24].MSTAT_WEB [1..24]=AQSN of FU member

MSTAT RULE: Marital Status

→ GO TO CONFIRMUPDATE
 END RULE



SPOUNAM. Who is [PRELOADED: [CYNAMF] [CYNAMM] [CYNAML]'s / NEW: [FULLNAME_NAMF] [FULLNAME_NAMM] [FULLNAME_NAML]]'s spouse?

AQSN list of FU members age 15+ w/CYFUHU=FU, FUMI, INST

(Assign COVERSCREEN.MARRSTAT.MSTAT[1..24].SPOUNAME=[CYNAMF+CYNAML /
 FULLNAME_NAMF+FULLNAME_NAML].)

GO TO CONFIRMUPDATE END RULE



SPOUNAMSPECIFYNAMF, SPOUNAMSPECIFYNAML. What is the name of [PRELOADED: [CYNAMF] [CYNAMM] [CYNAML]'s / NEW: [FULLNAME_NAMF] [FULLNAME_NAMM] [FULLNAME_NAML]]'s spouse?

If you prefer, you can enter a nickname or initials instead of a full name.

First Name (Assigned "NOT ANSWERED" if NA)

Last Name (Assigned "NOT ANSWERED" if NA)

(Assign COVERSCREEN.MARRSTAT.MSTAT[1..24].SPOUNAME=SPOUNAMSPECIFYNAMF+SPOUNAMSPECIFYNAML.)

End MSTAT_WEB

CONFIRMUPDATE END RULE: Whether There are More FU Members

→ RETURN TO CONFIRMUPDATE RULE



CONFIRMSTAT RULE: Whether Reference Person or Spouse Marital Status Inconsistent with Preloaded RTH

→ GO TO FINALROSTERDISPLAY RULE



CONFIRM_MSTAT. You reported the following marital status for [REFERENCE PERSON] and [SPOUSE]:

[REFERENCE PERSON]: [FINALCONFIRM_MARITAL] [*FINALCONFIRM_MARITAL=1:* to [SPOUNAM]]

[REFERENCE PERSON]: [FINALCONFIRM_MARITAL] [*FINALCONFIRM_MARITAL=1:* to [SPOUNAM]]

During our interview 2 years ago, they were reported as legally married to each other. Just to confirm for our records, are [REFERENCE PERSON] and [SPOUSE] legally married to each other?

1. Yes, legally married to each other

(RP & SPOUSE: Leave CYAQRTH as is (101, 102 & 201, 202), assign FINALCONFIRM_MARITAL= Married, and SPOUNAM=AQSN of each other.)

5. No, no longer (or never) legally married to each other - Please tell us about their current situation: (MSTATSPEC)

NA (Assigned 8/DK)

(RP & SPOUSE: Leave FINALCONFIRM_MARITAL as reported. SPOUSE: Assign CYAQRTH=Partner (221, 222, 921, 922).)

Review 3 - Final Review

FINALROSTERDISPLAY RULE: FU members included in Review 3

CYFUHU	PYFUHU	CONFIRMATION	CURRENTLOCATION	NEWFAMILYROOMMATE BOARDER	NEWFAMILYMEMBER_FUHU or NEWBORN_FU
FU	FU	Yes, NA			
FUMI	INST	No	1 Living here		
FUMI	(new)	--		3, 7 Child or adult	4 FUMI
JAIL	FU, INST	No	7 Jail		
JAIL	INST	Yes, NA			
MIL	FU, INST	No	4 Military		
MIL	INST	Yes, NA			
EDU	FU, INST	No	5 School		
EDU	INST	Yes, NA			
HLTH	FU, INST	No	6 Health		
HLTH	INST	Yes, NA			
OTH	FU, INST	No	8 Other		
OTH	INST	Yes, NA			

FINALROSTERDISPLAY. Final Review of Family

Below is a final list of your family members. [This does not include family members who have passed away, moved out, or do their own F.E.S. interview, or people living with your family temporarily or are a roommate or boarder.]

Please review the information and click on a row to make changes. Once you have finished your review and made all necessary changes, please click "Finish" to continue.

Once you click "Finish" you will be unable to make further changes.

Family member	Age	Marital status	Current family status
[PRELOADED: [CYNAMF] [CYNAMM] [CYNAML] / NEW: [FULLNAME_NAMF] [FULLNAME_NAMM] [FULLNAME_NAML]]	[AGE / CYESTAGE / Less than 1 / Less than 16 / 16 or older / Incomplete]	[MARITAL / Doesn't apply / Incomplete]	[Living here / [Moved back in / Moved in / Moved in (newborn)] / Incarcerated / Living [in a military facility / away at school / in a health facility / in an institutional facility]]

Finish

End FINALUPDATE

End FAMILYCOMP

Not Eligible for WEB CS (Needs CATI Coverscreen Callback)

POST FAMILY COMP RULE: Whether Final Family Listing is Incomplete/Suspend WEB Coverscreen

1. Preloaded RP has DIED	FlagForStaffReview	Result	All Others
A. No other preloaded FS=Yes (FS=Yes & PYFUHU=1, 8-12) (RP is FS=Yes)	1	8011	↓
B. All preloaded FS=Yes have DIED (FS=Yes & PYFUHU=1, 8-12 & CYFUHU=7) (RP is FS=Yes/No)	1	8011	
C. All preloaded FS=Yes are MO (FS=Yes & PYFUHU=1, 8-12 & CYFUHU=6) (RP is FS=Yes/No)	2	interim	
D. All preloaded FS=Yes are mix of MO/DIED (FS=Yes & PYFUHU=1, 8-12 & CYFUHU=6, 7) (RP is FS=Yes/No)	3	interim	
E. There are preloaded FS=Yes who are FU/FUMI but all are age <18 (FS=Yes & PYFUHU=1, 8-12 & CYFUHU=1, 4 & AGEIWDAT<18) & no preloaded SP/BF/GF or preloaded SP/BF/GF is now INST, MO, DIED (RP is FS=Yes/No)	4	interim	
2. Preloaded RP was FU & is now INST or MO	FlagForStaffReview	Result	
A. No other preloaded FS=Yes (FS=Yes & PYFUHU=1, 8-12) (RP is FS=Yes)	5	interim	
B. All preloaded FS=Yes are mix of MO/DIED (FS=Yes & PYFUHU=1, 8-12 & CYFUHU=6, 7) (RP is FS=Yes, No)	6	interim	
C. All preloaded FS=Yes are INST (FS=Yes & PYFUHU=1, 8-12 & CYFUHU=8-12) & no preloaded SP/BF/GF or preloaded SP/BF/GF is now MO, DIED & no other FUMI adults (RP is FS=Yes/No)	4	interim	
D. There are preloaded FS=Yes who are FU/FUMI but all are age <18 (FS=Yes & PYFUHU=1, 8-12 & CYFUHU=1, 4 & AGEIWDAT<18) & no preloaded SP/BF/GF or preloaded SP/BF/GF is now INST, MO, DIED (RP is FS=Yes/No)	4	interim	
E. All preloaded FS=Yes have DIED (FS=Yes & PYFUHU=1, 8-12 & CYFUHU=7) (RP is FS=No)	1	8011	
3. Preloaded RP is FU & FS=No	FlagForStaffReview	Result	
A. All preloaded FS=Yes have DIED (FS=Yes & PYFUHU=1, 8-12 & CYFUHU=7)	1	8011	
B. All preloaded FS=Yes are MO (FS=Yes & PYFUHU=1, 8-12 & CYFUHU=6)	2	interim	
C. All preloaded FS=Yes are mix of MO/DIED (FS=Yes & PYFUHU=1, 8-12 & CYFUHU=6, 7)	3	interim	

GO TO END PAGE & SUSPEND IW

(Thank you. An interviewer will be in contact with you soon. If you have any questions, please contact us at uofmsurvey@umich.edu or 1-866-796-5166.)

Relationship to Reference Person

CS_WEB.POSTFAMILYCOMP

MISSING NAMES Rule. Whether Any New Family Members with Missing Names

First Name or Last Name is Known (FULLNAME_NAMF=Response or FULLNAME_NAML=Response)	All Others (FULLNAME_NAMF=NA & FULLNAME_NAML=NA)
(FULLNAME_NAMF=Response & FULLNAME_NAML=Response: Assign CYNAMF, CYNAMM, CYNAML=FULLNAME_NAMF / NAMM / NAML. FULLNAME_NAMF=NA & FULLNAME_NAML=Response: Assign CYNAMF=(Mr. / Ms.) & CYNAML=FULLNAME_NAML. FULLNAME_NAMF=Response & FULLNAME_NAML=NA: Assign CYNAMF=FULLNAME_NAMF & CYNAML=(LAST NAME UNKNOWN).)	(Assign CYNAMF=[Male / Female],[Age: [[AGEIWDAT] / [CYESTAGE] / <1 / >15 / <16 / UNKNOWN] & CYNAML=(NAME UNKNOWN).)
↓	
GO TO SELECTNEWRP RULE	

MISSINGNAMESSUMMARY. Based on the information you provided, we will refer to these new family members as follows:

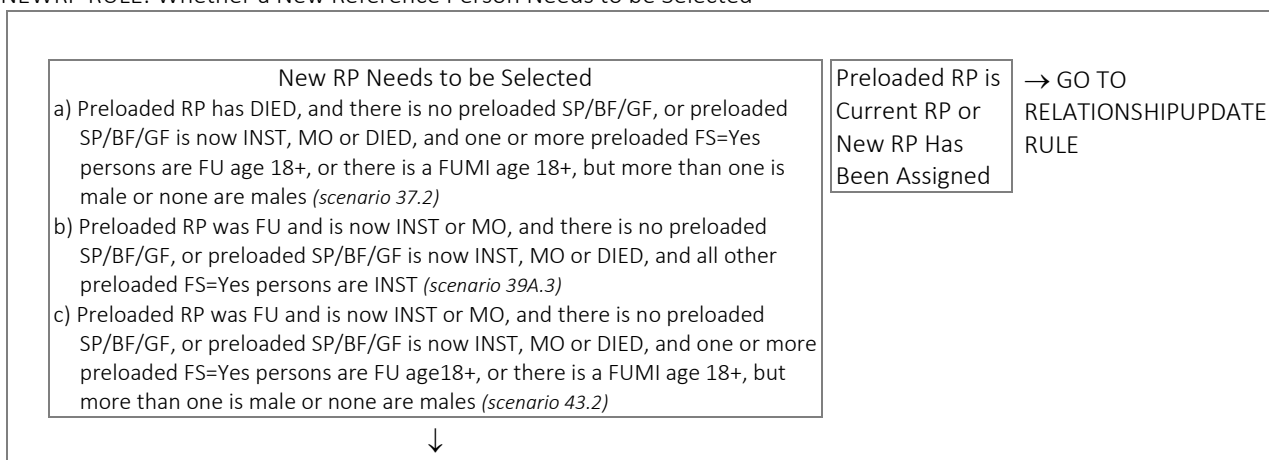
NEW FAMILY MEMBER [1-24] (NAME UNKNOWN) will now be referred to as [Male / Female], Age: [AGEIWDAT] / [CYESTAGE] / <1 / >15 / <16 / UNKNOWN] (NAME UNKNOWN)

List of new family members with missing names

Please click "Next" to continue.

Next

SELECTNEWRP RULE: Whether a New Reference Person Needs to be Selected



SELECTNEWRP. Who is primarily financially responsible for supporting your family?

If 2 or more people are equally financially responsible, please choose just one for the purposes of this interview.

Please verify your response; once you click Next, you will be unable to make further changes.

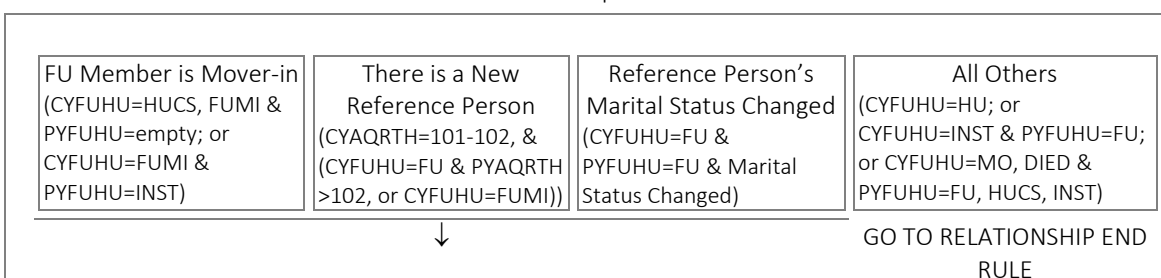
1-24. [[CYNAMF] [CYNAMM] [CYNAML] / [FULLNAME_NAMF] [FULLNAME_NAMM] [FULLNAME_NAML]] (Age: [AGE/--])

AQSN list of FU members Age 18+ w/CYFUHU=FU, FUMI

CHECK for NA: In order for the interview to continue, it is important for us to understand which family member is financially responsible for supporting your family. If you need assistance or prefer to continue the interview with an interviewer, please contact us at uofmsurvey@umich.edu or 1-866-796-5166.

CS_WEB.POSTFAMILYCOMP.RELUPDATE[1..24] [1..24]=AQSN of FU member

RELATIONSHIPUPDATE RULE: Whether FU Member's Relationship to Reference Person Needed



RELATIONSHIP. [*SELECTNEWRP NOT ASKED, 1ST ITERATION*: Our systems have selected [REFERENCE PERSON] as the reference person for your family.] What is [*PRELOADED*: [CYNAMF] [CYNAMM] [CYNAML]'s / *NEW*: [FULLNAME_NAMEF] [FULLNAME_NAMM] [FULLNAME_NAML]'s] relationship to [REFERENCE PERSON]?
 [NO CURRENT SPOUSE-PARTNER/BOYFRIEND/GIRLFRIEND IN FU: Please select "Spouse" only if this person is LEGALLY married to [REFERENCE PERSON].]
 [NO CURRENT SPOUSE-PARTNER/BOYFRIEND/GIRLFRIEND IN FU: Please select "Partner/Boyfriend/Girlfriend" if this person is in a romantic relationship with, but is NOT LEGALLY married to, [REFERENCE PERSON].]

- Select ▾
- | | |
|--|---|
| 1. Spouse (legally married) <i>*Valid only if there is no current SP/BF/GF in the FU</i> | 16. Grandparent |
| 2. Partner/Boyfriend/Girlfriend <i>*Valid only if there is no current SP/BF/GF in the FU</i> | 17. Grandparent of Spouse |
| 3. Child (biological or adopted) | 18. Great-Grandparent |
| 4. Step-child | 19. Great-Grandparent of Spouse |
| 5. Child (biological or adopted) of Partner | 20. Nephew/Niece |
| 6. Child-in-law | 21. Nephew/Niece of Spouse |
| 7. Foster child | 22. Uncle/Aunt |
| 8. Sibling | 23. Uncle/Aunt of Spouse |
| 9. Sibling-in-law | 24. Cousin |
| 10. Sibling of Partner/Boyfriend/Girlfriend | 25. Cousin of Spouse |
| 11. Parent (biological or adoptive) | 26. Child (biological or adopted) of Boyfriend/Girlfriend |
| 12. Parent-in-law | 27. Boyfriend/Girlfriend <i>*Assigned; Not displayed to R</i> |
| 13. Parent (biological or adoptive) of Partner/Boyfriend/Girlfriend | 28. Relative |
| 14. Grandchild | 29. Relative of Spouse |
| 15. Great-Grandchild | 30. Relative of Partner/Boyfriend/Girlfriend |
| | 31. Friend/Non-Relative |
| | 32. Reference Person <i>*Assigned; Not displayed to R</i> |

CHECK for NA: In order for the interview to continue, it is important for us to understand the relationships between family members. If you need assistance or prefer to continue the interview with an interviewer, please contact us at uofmsurvey@umich.edu or 1-866-796-5166.

(Assign COVERSCREEN.CYPERSINFO.CYPINFO[1..24].CYAQRTH)

If PREVIOUS clicked for LOOP 1, remain on this screen, do not return to start of interview.

ONEYEAR RULE: Whether FU Member is Partner/Boyfriend/Girlfriend

<div style="display: flex; justify-content: space-around; align-items: center;"> <div style="border: 1px solid black; padding: 2px 10px;">Partner/Boyfriend/Girlfriend (RELATIONSHIP=2)</div> <div style="border: 1px solid black; padding: 2px 10px;">All Others</div> <div>→ GO TO RELATIONSHIP END RULE</div> </div> <div style="text-align: center; margin-top: 10px;">↓</div>
--

ONEYEAR. Has [*PRELOADED*: [CYNAMF] [CYNAMM] [CYNAML] / *NEW*: [FULLNAME_NAMEF] [FULLNAME_NAMM] [FULLNAME_NAML]] lived with [REFERENCE PERSON] for one year or more?

1. Yes (Assign CYAQRTH=221, 222)
5. No (Assign CYAQRTH=881, 882)
- NA (Assigned 8/DK) (Assign CYAQRTH=221, 222)

RELATIONSHIP END RULE: Whether There are More FU Members

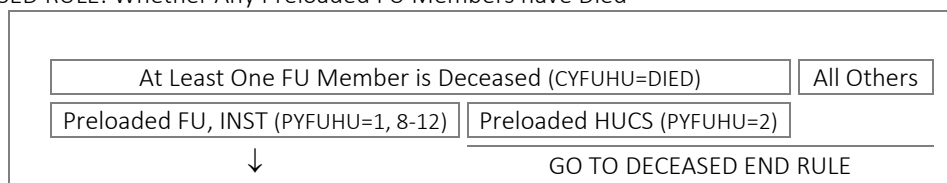
<div style="display: flex; justify-content: space-around; align-items: center;"> <div style="border: 1px solid black; padding: 2px 10px;">More FU Members</div> <div>→ RETURN TO RELATIONSHIPUPDATE RULE</div> <div style="border: 1px solid black; padding: 2px 10px;">No More FU Members</div> </div> <div style="text-align: center; margin-top: 10px;">↓</div>
--

End RELUPDATE

Deceased Information

CS_WEB.POSTFAMILYCOMP.DEATHINFO_WEB[1..24] [1..24]=AQSN of FU member

DECEASED RULE: Whether Any Preloaded FU Members have Died



AQSN. AQSN of FU member. Assigned.

CYMOBRN, CYDAYBRN, CYRBRN. You indicated that [CYNAMF] [CYNAMM] [CYNAML] passed away. Please accept our condolences.

Our records indicate that [CYNAMF] was born on [CYMOBRN] [CYDYBRN], [CYRBRN]. If that is NOT correct, please make any corrections below.

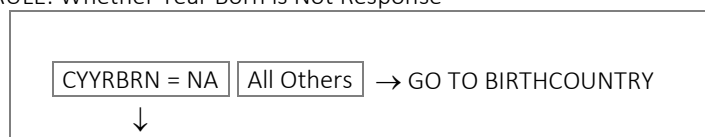
Month 1. January – 12. December

Day 1 – 31

Year

(Assign (COVERSCREEN.CYDEATHINFO.CYDINFO[1..24]) CYMOBRN, CYDAYBRN, CYRBRN=CYMOBRN, CYDAYBRN, CYRBRN.)

YRBRN RULE: Whether Year Born is Not Response



CYESTAGE. Could you tell us how old [he / she] was?

If you do not know the exact age, please give us your best guess.

Age

(Assign COVERSCREEN.CYDEATHINFO.CYDINFO[1..24].CYESTAGE=CYESTAGE.)

BIRTHCOUNTRY (BIRTHCOUNTRYNAME), BIRTHST (BIRTHSTABBREV). Where was [he / she] born?

Country 1 – 193 (Defaults to 185/US)

United States includes Puerto Rico, U.S. Virgin Islands, Guam, American Samoa and the Northern Mariana Islands

State 1 – 57 (Assigned 57/FC if Country<>185)

(Assign (COVERSCREEN.CYDEATHINFO.CYDINFO[1..24]) BIRTHST, BIRTHSTABBR=BIRTHST, BIRTHSTABBREV.)

CYMODTH, CYDAYDTH, CYRDTH. When did [CYNAMF] [CYNAMM] [CYNAML] pass away?

Month 1. January – 12. December

Day 1 – 31

Year [P2YEAR] – [CYEAR]

(Assign (COVERSCREEN.CYDEATHINFO.CYDINFO[1..24]) CYMODTH, CYDAYDTH, CYRDTH=CYMODTH, CYDAYDTH, CYRDTH.)

DEATHCOUNTRY (DEATHCTRYNAME), DEATHST (DEATHSTABBREV). Where was [he / she] residing at the time of [his / her] death?

Country

Select ▾

1 – 193 (Defaults to 185/US)

United States includes Puerto Rico, U.S. Virgin Islands, Guam, American Samoa and the Northern Mariana Islands

State

Select ▾

1 – 57 (Assigned 57/FC if Country<>185)

(Assign (COVERSCREEN.CYDEATHINFO.CYDINFO[1..24]) DEATHST, DEATHSTABBR=DEATHST, DEATHSTABBREV.)

Deceased End RULE: Whether There are More Deceased FU Members

More Deceased

→ RETURN TO DECEASED RULE

No More Deceased

GO TO SECTION A

End DEATHINFO_WEB

End POSTFAMILYCOMP

End CS_WEB

WEB Interview Re-Entry; Confirmation of R Name and Date of Birth

[TOC](#)

ReEntryRConfirm

Respondent Confirmation

RSELECTWEBREENTRY. Could you please confirm who you are:

To do this interview, you must be 18 years old or older.

Family member

[1–24]. [CYNAMF] [CYNAMM] [CYNAML] 97. Someone else

AQSN list of preloaded RP & SP (PYFUHU=FU, CYFUHU=FU & PYYRBRN=Response) & preloaded OFUM (PYFUHU=FU & CYFUHU=FU, PYYRBRN=Response & RLASTWAVE=Yes) & New R from CATI CS



CONFIRM_RSELECTWEBREENTRY RULE: Whether R Selected at RSELECTWEBREENTRY Matches R Selected at RSELECTWEB (in first interview session)

REENTRYRCONFIRM.RSELECTWEBREENTRY = CS_WEB.FAMILYCOMP.RSELECTWEB

(Assign ReEntryRConfirm.WtrValidRFlag=1)



All Others

REENTRYRCONFIRM.RSELECTWEBREENTRY ≠ CS_WEB.FAMILYCOMP.RSELECTWEB

→GO TO END PAGE & SUSPEND IW
(Thank you. An interviewer will be in contact with you soon. If you have any questions, please contact us at uofmsurvey@umich.edu or 1-866-796-5166.)

VERIFYR_BDATE_REENTRY. For verification purposes, could you please tell us your birthdate?

Please enter as MM/DD/YYYY.

MM/DD/YYYY Date of Birth



BDATE_CONFIRM_REENTRY RULE: Whether Year Born Matches Preloaded Year Born +/- 2 Years

Year Born=Preload
(VERIFYR_BDATE_REENTRY (year) = PYPERSINFO.PYYRBRN +/- 2 years)

→ GO TO
VALIDCKPT_REENTRY

All Others
(VERIFYR_BDATE_REENTRY =NA; or
VERIFYR_BDATE_REENTRY (year) ≠
PYPERSINFO.PYYRBRN +/- 2 years)



BDATE_CONFIRM_REENTRY. You entered [VERIFYR_BDATE_REENTRY] as your birthdate. If that is correct, please click Next. If you need to make corrections, please do so below and then click Next.

Please enter as MM/DD/YYYY.

MM/DD/YYYY Date of Birth

VALIDCKPT_REENTRY. CAI Checkpoint: Whether Year Born Matches Preloaded Year Born +/- 2 Years

<p>1. Year Born=Preload (VERIFYR_BDATE_REENTRY (year) or BDATE_CONFRIM_REENTRY (year) = PYPERSINFO.PYYRBRN +/- 2 years)</p>	<p>5. All Others (VERIFYR_BDATE_REENTRY & BDATE_CONFRIM_REENTRY = NA; or VERIFYR_BDATE_REENTRY (year) & BDATE_CONFRIM_REENTRY (year) ≠ PYPERSINFO.PYYRBRN +/- 2 years)</p>
<p>↓ ReEntry</p>	<p>GO TO END PAGE & SUSPEND IW (Thank you. An interviewer will be in contact with you soon. If you have any questions, please contact us at uofmsurvey@umich.edu or 1-866-796-5166.)</p>

End ReEntryRConfirm

Resume Interview

REENTRY. Please click Resume to continue your interview.

1. Resume

Section A: Housing; Utilities; Device and Internet Use

[TOC](#)

SECTION_A

A3CKPT. CAI Checkpoint: Who is Respondent

1. R=RP, SP (RESPONDENT=1, 2, 3)	5. R=OFUM, Proxy (RESPONDENT=4, 7)	→ GO TO A4
↓		

A3. (CATI) Please think about your life-as-a-whole. How satisfied are you with it? Are you completely satisfied, very satisfied, somewhat satisfied, not very satisfied, or not at all satisfied?

1. Completely satisfied	2. Very satisfied	3. Somewhat satisfied	4. Not very satisfied	5. Not at all satisfied
-------------------------	-------------------	-----------------------	-----------------------	-------------------------

(WEB) Please think about your life-as-a-whole. How satisfied are you with it?

1. Completely satisfied	2. Very satisfied	3. Somewhat satisfied	4. Not very satisfied	5. Not at all satisfied
-------------------------	-------------------	-----------------------	-----------------------	-------------------------

A4. (CATI) Do you live in a one-family house, a two-family house, an apartment, a mobile home, or what?

- IF R answers "condo," PROBE for the physical structure of the condo: We are looking for the physical structure of your condo. Is it a free standing home, attached to others, or part of a multi-unit building?

1. One-family house	2. Two-family house or duplex	3. Apartment in a multi-unit building; project
4. Mobile home or trailer	6. Row or town house	7. Other-specify (A4SPEC. Specify. (String 100))

(WEB) Do you live in a ...?

If you live in a condo, please select the physical structure of that condo (e.g., free-standing one or two family house, part of a multi-unit building, attached to others such as a row or town house).

1. One-family house	2. Two-family house or duplex	3. Apartment in a multi-unit building
4. Mobile home or trailer	6. Row or town house	7. Other - Please specify: (A4SPEC)

A5CKPT. CAI Checkpoint: Whether Reference Person or Spouse-Partner is Age 55+

1. RP or SP is Age 55+ (AGEIWDAT=55-120)	5. All Others	→ GO TO A8
↓		

A6A. (CATI) Some places require at least one family member to be 55 years or older. Is the place you live like that?

1. Yes	5. No	→ GO TO A8
--------	-------	------------

GO TO A7A RULE

(WEB) Some places require at least one family member to be 55 years or older. Is the place you live like that?

1. Yes	5. No	→ GO TO A8
--------	-------	------------

GO TO A7A RULE

A7A RULE: Whether FU Lives In Apartment/Project or Other

Apartment/Project or Other (A4=3, 7)	All Others	→ GO TO A8
↓		

A7A. (CATI) Sometimes places offer services that help with daily activities, such as help with bathing or dressing, group meals, or handling medications. Does the place you live offer services like that?

1. Yes 5. No

(WEB) Sometimes places offer services that help with daily activities, such as help with bathing or dressing, group meals, or handling medications. Does the place you live offer services like that?

1. Yes 5. No

A8. (CATI) [R=RP, SP, OFUM: For these next questions, when I refer to “family”, I mean your family living there with you.] How many rooms do you have [for your family] not counting bathrooms?

- [HU or HUCS in FU: Remind R not to include rooms used by HU or HUCS people]
- ENTER [1 -19] for Actual number of rooms;
- ENTER [20] for Twenty or more rooms;
- ENTER [0] if FU shares a one-room HU with non-FU persons

0 – 97

(WEB) [R=RP, SP, OFUM: For these next questions, when we refer to “family”, we mean your family living there with you.]

How many rooms do you have [for your family] not counting bathrooms?

[HU or HUCS in FU: Please do not include any rooms used only by [HU & HUCS: roommates, people living with you temporarily, or family living with you who do their own F.E.S. interview / HU only: roommates or people living with you temporarily / HUCS only: family living with you who do their own F.E.S. interview].]

0 – 97

CHECK: Please enter a number from 0 to 97.

A19. (CATI) Do you [or anyone else in your family living there] own the [A4=APT: apartment / A4=MOBILE: mobile home / ALL OTHERS: home], do you pay rent, or what?

- If R says “coop, cooperative”, PROBE: Are you a shareholder - do you have a purchase agreement - in the cooperative, or do you have a lease agreement?
 - If SHAREHOLDER/PURCHASE agreement or Don't Know, ENTER [1]
 - If LEASE agreement, ENTER [5]

1. Any FU member owns or is buying (fully or jointly) 5. FU pays rent 8. FU neither owns nor rents



GO TO A31

GO TO A34

(WEB) Do you [or anyone else in your family living there] own the [A4=APT: apartment / A4=MOBILE: mobile home / ALL OTHERS: home], do you pay rent, or neither?

1. Own or buying 5. Rent 8. Neither own nor rent NA



GO TO A31

GO TO A34

A58. (CATI/WEB) Do you [or anyone else in your family living there] pay a condo or HOA (homeowner’s association) fee?

Yes No → GO TO A20



A59, A59PER. (CATI ONLY) About how much do you [or anyone else in your family living there] pay a month for that condo or HOA (homeowner’s association) fee?

- ENTER amount here, then SELECT unit of time on next screen (Week, Two weeks, Month, Year)

\$ 1 – 99,997 DK/RF → GO TO A60



The amount entered is: [A59] per ____

- SELECT the unit of time below

3. Week 4. Two weeks 5. Month 6. Year

7. Other-specify (A59PERSPEC. Specify. (String 100))

(WEB) About how much do you [or anyone else in your family living there] pay a month for that condo or HOA (homeowner's association) fee?

\$.00 per

CHECK: Please enter a number from 1 to 99997.

7. Other - Please specify: (A59PERSPEC)

SIGNAL: Please select a unit of time.

A60. (CATI) Does that condo or HOA fee include any...

- READ list, pausing after each option for R's response
- ENTER all that apply

1. Gas or other fuel costs?
2. Electricity costs?
3. Water and sewer costs?
4. Phone, including cell, cable or satellite TV, or internet costs?
5. None of the above (DO NOT READ)

CHECK for 1-4 SELECTED with 5: A utility cannot be selected with "None of the above."

A60_W1-A60_W4. (WEB) Does that condo or HOA fee include:

A60_W1.	Gas or other fuel costs?	<input type="text" value="1. Yes"/>	<input type="text" value="5. No"/>
A60_W2.	Electricity costs?	<input type="text" value="1. Yes"/>	<input type="text" value="5. No"/>
A60_W3.	Water and sewer costs?	<input type="text" value="1. Yes"/>	<input type="text" value="5. No"/>
A60_W4.	Phone, including cell, cable or satellite TV, and internet costs?	<input type="text" value="1. Yes"/>	<input type="text" value="5. No"/>

Owners (A19=1)

A20. (CATI) Could you tell me what the present value of your [A4=APT: apartment / A4=MOBILE: mobile home / ALL OTHERS: home] is [A4=MOBILE: including the value of the lot if you own the lot] - I mean about how much would it bring if you sold it today?

\$ → GO TO A20A1 → GO TO A20A

(WEB) What is the present value of your [A4=APT: apartment / A4=MOBILE: mobile home / ALL OTHERS: home] - about how much would it bring if you sold it today?

\$.00 → GO TO A20A1 → GO TO A20AA20E_W

CHECK: Please enter a number from 0 to 99999997.

A20A. (CATI ONLY) Would it amount to \$300,000 or more?

1. Yes



A20B. (CATI ONLY) (Would it amount to)
\$500,000 or more?

1. Yes 5. No DK/RF



GO TO A20A1

A20C. (CATI ONLY) (Would it amount to)
\$750,000 or more?

1. Yes 5. No DK/RF

GO TO A20A1

5. No DK/RF → GO TO A20A1



A20D. (CATI ONLY) (Would it amount to)
\$200,000 or more?

1. Yes 5. No DK/RF

GO TO A20A1



GO TO A20A1

A20E. (CATI ONLY) (Would it amount to)
\$100,000 or more?

1. Yes 5. No DK/RF

GO TO A20A1

A20AA20E_W. (WEB ONLY) What is your best estimate?

1. Less than \$100,000

2. \$100,000 to less than \$200,000

3. \$200,000 to less than \$300,000

4. \$300,000 to less than \$500,000

5. \$500,000 to less than \$750,000

6. \$750,000 or more

A20A1, A20A1PER. (CATI) If someone were to rent this [A4=APT: apartment / A4=MOBILE: mobile home / ALL OTHERS: home] today, how much do you think it would rent for per month, unfurnished and without utilities?

- ENTER amount here, then SELECT unit of time on next screen (Week, Month, Year)

\$ 1 – 99,997 DK/RF → GO TO A20F RULE



The rent amount entered is: [A20A1] per ____

- SELECT the unit of time below

3. Week 5. Month 6. Year

7. Other-specify (A20A1PERSPEC. Specify. (String 100))

(WEB) If someone were to rent this [A4=APT: apartment / A4=MOBILE: mobile home / ALL OTHERS: home] today, how much do you think it would rent for per month, unfurnished and without utilities?

\$ 1 – 99,997 .00 per 3. Week 5. Month 6. Year

CHECK: Please enter a number
from 1 to 9999997.

7. Other - Please specify: (A20A1PERSPEC)

SIGNAL: Please select a unit of time.

A20F RULE: Whether FU Lives In Mobile Home

Mobile Home (A4=4)

All Others

→ GO TO A21



A20F. (CATI) Do you rent the lot (where your mobile home is located)?

1. Yes

5. No

→ GO TO A21

GO TO A20G

(WEB) Do you rent the lot where your mobile home is located?

1. Yes

5. No

→ GO TO A21

GO TO A20G

A20G, A20GPER. (CATI) How much do you pay to rent the lot?

- ENTER amount here, then SELECT unit of time on next screen (Week, Two weeks, Month, Year)

\$ 1 – 99,997 DK/RF → GO TO A20H



The amount entered is: [A20G] per ____

- SELECT the unit of time below

3. Week 4. Two weeks 5. Month 6. Year

7. Other-specify (A20GPERSPEC. Specify. (String 100))

(WEB) How much do you pay to rent the lot?

\$ 1 – 99,997 .00 per 3. Week 4. Two weeks 5. Month 6. Year

CHECK: Please enter a number from 1 to 9999997. 7. Other - Please specify: (A20GPERSPEC)

SIGNAL: Please select a unit of time.

A21. (CATI) About how much do you pay a year in property taxes, including city, county, and school taxes?

\$ 0 – 99,997

(WEB) About how much do you pay a year in property taxes, including city, county, and school taxes?

\$ 0 – 99,997 .00

CHECK: Please enter a number from 0 to 99997.

A22. (CATI) About how much do you pay a year for your total yearly homeowner's insurance premium?

\$ 0 – 9,997

(WEB) About how much do you pay a year for your total yearly homeowner's insurance premium?

\$ 0 – 9,997 .00

CHECK: Please enter a number from 0 to 9997.

Mortgages

SECTION_A.MGTE[1..2] [1..2]=Which mortgage

A23. (CATI) Do you have a mortgage or loan on this property?

- If R says more than one mortgage or loan: Please tell me about the one (mortgage or loan) you've had the longest

1. Yes: Mortgage, land contract, home equity loan, etc. 5. No → GO TO A37A

GO TO A23A

(WEB) Do you have a mortgage or loan on this property?

If you have more than one mortgage or loan on this property, please tell us about the one you've had the longest.

1. Yes 5. No → GO TO A37A

GO TO A23A

A23A. (CATI) [1ST MTGE: Is that a mortgage, a land contract, a home equity loan, or what? / 2nd MTGE: For the second mortgage, what type of loan is that?]

1. Mortgage	2. Land contract, loan from seller	3. Home equity	4. Home improvement
		5. Line of credit loan	DK/RF

GO TO A23B	7. Other-specify (A23ASPEC. Specify. (String 100))
GO TO A24	
(WEB) What type of mortgage or loan is that?	
1. Mortgage	2. Land contract or loan from seller
3. Home equity	4. Home improvement
5. Line of credit loan	NA
GO TO A23B	7. Other - Please specify: (A23ASPEC)
GO TO A24	

A23B. (CATI) Is that the original loan and terms, or have you refinanced?

1. Original 2. Refinanced

(WEB) Is that the original loan and terms, or have you refinanced?

1. Original 2. Refinanced

A24. (CATI) About how much is the remaining principal on this loan?

\$ 0 – 9,999,997

(WEB) About how much is the remaining principal on this loan?

\$ 0 – 9,999,997 .00

CHECK: Please enter a number from 0 to 9999997.

A25. (CATI) How much are your monthly loan payments?

\$ 0 – 99,997

(WEB) How much are your monthly loan payments?

\$ 0 – 99,997 .00

CHECK: Please enter a number from 0 to 99997.

A25A1. (CATI) Does this amount include property taxes?

1. Yes 5. No

(WEB) Does this amount include property taxes?

1. Yes 5. No

A25A2. (CATI) Does it (this mortgage or loan payment) include insurance premiums?

1. Yes 5. No

(WEB) Does this mortgage or loan payment include insurance premiums?

1. Yes 5. No

A25A3. (CATI) Is the interest rate on that mortgage or loan fixed or variable?

1. Fixed 2. Variable

(WEB) Is the interest rate on that mortgage or loan fixed or variable?

1. Fixed 2. Variable

A25A4. (CATI ONLY) What is the current interest rate on that loan?

- ENTER the whole number portion and then ENTER the fraction portion at the next screen.

0 – 65 DK/RF → GO TO A26

↓ *SIGNAL for A25A4=25-65: You have entered interest rate=[A25A4] %. If this is not correct, go back to A25A4 and enter correct amount. If this is correct, click [SUPPRESS] to continue.*

A25B. (CATI ONLY) (What is the current interest rate on that loan?)

- The whole number amount entered is: [A25A4]. ____ %
- SELECT the fraction portion of the mortgage rate below

0. [A25A].0	1. [A25A] 1/8 or [A25A].125
2. [A25A] 1/4 or [A25a].25	3. [A25A] 3/8 or [A25A].375
4. [A25A] 1/2 or [A25A].5	5. [A25A] 5/8 or [A25A].625
6. [A25A] 3/4 or [A25A].75	7. [A25A] 7/8 or [A25A].875
8. Other-specify (A25BSPEC. Specify. (String 100))	

GO TO A26

A25A4A25B_W. (WEB ONLY) What is the current interest rate on that loan?

0.000 – 97.000 Conversion Table

1/8 = .125

1/4 = .25

3/8 = .375

1/2 = .5

5/8 = .625

3/4 = .75

7/8 = .875

SIGNAL for A25A4A25B_W>24.000%: The interest rate entered is [A25A4A25B_W]%. Please verify and make any corrections needed before moving on.

A26. (CATI) What year did you [A23B=REFINANCED: (last) refinance / ALL OTHERS: obtain] that loan?

1901 – [CYEAR]

(WEB) What year did you [A23B=REFINANCED: (last) refinance / ALL OTHERS: obtain] that loan?

1901 – [CYEAR] Year

A27. (CATI) About how many more years will you have to pay on it?

1 – 97

(WEB) About how many MORE years will you have to pay on it?

For less than one year, please enter "1".

1 – 97 Number of years

CHECK: Please enter a number from 1 to 97.

Foreclosure

A27A. (CATI) [^{1ST} MTGE: Some people have had difficulties recently making their mortgage or loan payments. Are you [or anyone in your family living there], currently behind on your [A23A=MTGE: mortgage / ALL OTHERS: loan] payments? / ^{2nd} MTGE: (Some people have had difficulties recently making their mortgage or loan payments.) Are you [or anyone in your family living there], currently behind on your [A23A=MTGE: mortgage / ALL OTHERS: loan] payments (for this [A23A=MTGE: mortgage / ALL OTHERS: loan])?]

→ GO TO A27F

GO TO A27B

(WEB) [^{1ST} MTGE: Some people have had difficulties recently making their mortgage or loan payments. Are you [or anyone in your family living there], currently behind on your [A23A=MTGE: mortgage / ALL OTHERS: loan] payments? / ^{2nd} MTGE: Are you [or anyone in your family living there], currently behind on your [A23A=MTGE: mortgage / ALL OTHERS: loan] payments for this [A23A=MTGE: mortgage / ALL OTHERS: loan]?]

→ GO TO A27F

GO TO A27B

A27B. (CATI) How many months are you behind?

(WEB) How many months are you behind?

Number of months

CHECK: Please enter a number from 1 to 97.

A27C. (CATI) Has your bank or lender started the process of foreclosing on your home?

→ GO TO A27F

GO TO A27D

(WEB) Has your bank or lender started the process of foreclosing on your home?

→ GO TO A27F

GO TO A27D

A27D, A27E. (CATI) In what month and year did the foreclosure start?

- SELECT Month and [Enter] to go to next screen for year
- IF NECESSARY: What would be your best estimate?

Select ▾	1. January	5. May	9. September	21. Winter (Dec-Feb)
	2. February	6. June	10. October	22. Spring (Mar-May)
	3. March	7. July	11. November	23. Summer (Jun-Aug)
	4. April	8. August	12. December	24. Fall (Sep-Nov)

(In what month and year did the foreclosure start?)

[A27D], _____

Select ▾	IWTYPE=REINT: [P2YEAR]–[CYEAR]; IWTYPE=RECON: [P4YEAR]–[CYEAR]; IWTYPE=SO, RECSO: 2001–[CYEAR]
----------	---

(WEB) In what month and year did the foreclosure start?

If you do not know the month, please select the season.

Select ▾	Month or Season	1. January	5. May	9. September	21. Winter (Dec-Feb)
		2. February	6. June	10. October	22. Spring (Mar-May)
		3. March	7. July	11. November	23. Summer (Jun-Aug)
		4. April	8. August	12. December	24. Fall (Sep-Nov)

Select ▾	Year	IWTYPE=REINT: [P2YEAR]–[CYEAR]; IWTYPE=RECON: [P4YEAR]–[CYEAR]; IWTYPE=SO, RECSO: 2001–[CYEAR]
----------	------	--

CHECK: Please enter a date before today.

A27F. (CATI) Have you worked with your bank or lender to restructure or modify your [A23A=MTGE: mortgage / ALL OTHERS: loan] [A27A=YES: because of missed payments]?

1. Yes	5. No
--------	-------

(WEB) Have you worked with your bank or lender to restructure or modify your [A23A=MTGE: mortgage / ALL OTHERS: loan] [A27A=YES: because of missed payments]?

1. Yes	5. No
--------	-------

A27G. (CATI) How likely is it that you [A27A=YES: will continue to be behind / ALL OTHERS: will fall behind] on your [A23A=MTGE: mortgage / ALL OTHERS: loan] payments in the next 12 months? Would you say very likely, somewhat likely, or not likely at all?

1. Very likely	3. Somewhat likely	5. Not likely at all
----------------	--------------------	----------------------

(WEB) How likely is it that you will [A27A=YES: continue to be behind / ALL OTHERS: fall behind] on your [A23A=MTGE: mortgage / ALL OTHERS: loan] payments in the next 12 months?

1. Very likely	3. Somewhat likely	5. Not likely at all
----------------	--------------------	----------------------

A28. (CATI) Do you also have a second mortgage on this property?

1. Yes	→ REPEAT A23A - A27G; Max=2;	5. No	→ GO TO A37A
Then GO TO A37A			

(WEB) Do you also have a second mortgage on this property?

1. Yes	→ REPEAT A23A - A27G; Max=2;	5. No	→ GO TO A37A
Then GO TO A37A			

End MGTE

Renters (A19=5)

A31, A31PER. (CATI ONLY) About how much rent do you pay a month [A4=MOBILE: , including rent for the lot]?

- [HU or HUCS in FU: IF FU lives with non-FU members, PROBE: Is that only for your (FU's) share of the rent?]
- [A4=MOBILE: If FU owns the lot, do not include the value of the lot]
- ENTER amount here, then SELECT unit of time on next screen (Week, Two weeks, Month, Year)

\$ 1 – 99,997 DK/RF → GO TO A31B



The rent amount entered is: [A31] per ____

- SELECT the unit of time below

3. Week 4. Two weeks 5. Month 6. Year

7. Other-specify (A31PERSPEC. Specify. (String 100))

(WEB) About how much rent do you pay a month [A4=MOBILE: , including rent for the lot]?

[A4=MOBILE: If you own the lot, please do not include the value of the lot.]

[HU or HUCS in FU: Please do not include amounts paid by [HU & HUCS: roommates, people living with you temporarily, or family living with you who do their own F.E.S. interview / HU only: roommates or people living with you temporarily / HUCS only: family living with you who do their own F.E.S. interview].]

\$ 1 – 99,997 .00 per 3. Week 4. Two weeks 5. Month 6. Year

CHECK: Please enter a 7. Other - Please specify: (A31PERSPEC)

number from 1 to 99997.

SIGNAL: Please select a unit of time.

A61. (CATI) Does the rent include any...

- READ list, pausing after each option for R's response
- ENTER all that apply

1. Gas or other fuel costs?
2. Electricity costs?
3. Water and sewer costs?
4. Phone, including cell, cable or satellite TV, or internet costs?
5. None of the above (DO NOT READ)

CHECK for 1-4 SELECTED with 5: A utility cannot be selected with "None of the above."

A61_W1-A61_W4. (WEB) Does the rent include:

A61_W1.	Gas or other fuel costs?	1. Yes	5. No
A61_W2.	Electricity costs?	1. Yes	5. No
A61_W3.	Water and sewer costs?	1. Yes	5. No
A61_W4.	Phone, including cell, cable or satellite TV, and internet costs?	1. Yes	5. No

A31B. (CATI) Is this [A4=APT: apartment / A4=MOBILE: mobile home / ALL OTHERS: home] rented fully furnished?

1. Yes 5. No

(WEB) Is this [A4=APT: apartment / A4=MOBILE: mobile home / ALL OTHERS: home] rented fully furnished?

1. Yes 5. No

A31C. (CATI) Is heating included in your monthly rent?

1. Yes 5. No

(WEB) Is heating included in your rent?

1. Yes 5. No

A32. (CATI) Is this [A4=APT: apartment / A4=MOBILE: mobile home / ALL OTHERS: home] in a public housing project, that is, is it owned by a local housing authority or other public agency?

1. Yes → GO TO A37A 5. No

GO TO A33

(WEB) Is this [A4=APT: apartment / A4=MOBILE: mobile home / ALL OTHERS: home] in a public housing project, that is, is it owned by a local housing authority or other public agency?

1. Yes → GO TO A37A 5. No

GO TO A33

A33. (CATI) Does a federal, state, or local government housing program pay part of your rent?

(\$[A31] per [A31PER])

1. Yes 5. No

GO TO A37A

(WEB) Does a federal, state, or local government housing program pay part of your rent?

1. Yes 5. No

GO TO A37A

Neither Owns nor Rents (A19=8)

A34. (CATI) How is that? (Could you tell me a little more about your situation?)

String 400

(WEB) Please tell us a little more about your housing situation.

String 400

A35, A35PER. (CATI) How much would it rent for if it were rented?

- [HU or HUCS in FU: IF FU lives with non-FU members, PROBE: Would that be only for your (FU's) share of the rent?]
- ENTER amount here, then SELECT unit of time on next screen (Week, Two weeks, Month, Year)

\$ 1 – 9,997 DK/RF → GO TO A36

↓

The rent amount entered is: [A35] per ____

- SELECT the unit of time below

3. Week 4. Two weeks 5. Month 6. Year

7. Other-specify (A35PERSPEC. Specify. (String 100))

(WEB) How much would it rent for if it were rented?

[HU or HUCS in FU: Please do not include amounts paid by [HU & HUCS: roommates, people living with you temporarily, or family living with you who do their own F.E.S. interview / HU only: roommates or people living with you temporarily / HUCS only: family living with you who do their own F.E.S. interview].]

\$ 1 – 9,997 .00 per 3. Week 4. Two weeks 5. Month 6. Year

CHECK: Please enter a number from 1 to 9997.

7. Other - Please specify: (A35PERSPEC)

SIGNAL: Please select a unit of time.

A36. (CATI) Is this [A4=APT: apartment / A4=MOBILE: mobile home / ALL OTHERS: home] in a public housing project, that is, is it owned by a local housing authority or other public agency?

☐ 1. Yes → GO TO A37A ☐ 5. No

GO TO A37

(WEB) Is this [A4=APT: apartment / A4=MOBILE: mobile home / ALL OTHERS: home] in a public housing project, that is, is it owned by a local housing authority or other public agency?

☐ 1. Yes → GO TO A37A ☐ 5. No

GO TO A37

A37. (CATI) Are you paying no rent because a Federal, State, or local government housing program is paying all of it?

☐ 1. Yes ☐ 5. No

(WEB) Are you paying no rent because a Federal, State, or local government housing program is paying all of it?

☐ 1. Yes ☐ 5. No

Past Foreclosure

SECTION_A.A37FOR[1]

A37A. (CATI) [A27C=YES: [IWTYPE=REINT: Other than the foreclosure experience we just talked about, since our last interview in [P2YEAR] [PYIWDATE=RESPONSE: ([PYIWDATE])], have you [or anyone in your family living there] had a home on which a foreclosure was started? / IWTYPE=RECON: Other than the foreclosure experience we just talked about, since our last interview in [P4YEAR] [PYIWDATE=RESPONSE: ([PYIWDATE])], have you [or anyone in your family living there] had a home on which a foreclosure was started? / IWTYPE=SO, RECSO: Other than the foreclosure experience we just talked about, since January 1, 2001, have you [or anyone in your family living there] had a home on which a foreclosure was started?]

/ A27C<>YES: [IWTYPE=REINT: Since our last interview in [P2YEAR] [PYIWDATE=RESPONSE: ([PYIWDATE])], have you [or anyone in your family living there] had a home on which a foreclosure was started? / IWTYPE=RECON: Since our last interview in [P4YEAR] [PYIWDATE=RESPONSE: ([PYIWDATE])], have you [or anyone in your family living there] had a home on which a foreclosure was started? / IWTYPE=SO, RECSO: Since January 1, 2001, have you [or anyone in your family living there] had a home on which a foreclosure was started?]

☐ 1. Yes ☐ 5. No → GO TO A62CKPT

GO TO A37B

(WEB) [A27C=YES: [IWTYPE=REINT: Other than the foreclosure experience you just reported, since our last interview in [P2YEAR] [PYIWDATE=RESPONSE: ([PYIWDATE])], have you [or anyone in your family living there] had a home on which a foreclosure was started? / IWTYPE=RECON: Other than the foreclosure experience you just reported, since our last interview in [P4YEAR] [PYIWDATE=RESPONSE: ([PYIWDATE])], have you [or anyone in your family living there] had a home on which a foreclosure was started? / IWTYPE=SO, RECSO: Other than the foreclosure experience you just reported, since January 1, 2001, have you [or anyone in your family living there] had a home on which a foreclosure was started?]

/ A27C<>YES: [IWTYPE=REINT: Since our last interview in [P2YEAR] [PYIWDATE=RESPONSE: ([PYIWDATE])], have you [or anyone in your family living there] had a home on which a foreclosure was started? / IWTYPE=RECON: Since our last interview in [P4YEAR] [PYIWDATE=RESPONSE: ([PYIWDATE])], have you [or anyone in your family living there] had a home on which a foreclosure was started? / IWTYPE=SO, RECSO: Since January 1, 2001, have you [or anyone in your family living there] had a home on which a foreclosure was started?]

☐ 1. Yes ☐ 5. No → GO TO A62CKPT

GO TO A37B

A37B, A37C. (CATI) In what month and year did the foreclosure start?

- **SELECT Month and [Enter] to go to next screen for year**

- **IF NECESSARY:** What would be your best estimate?
- **If R says more than one foreclosure:** Please tell us about the first of those foreclosures

<input type="text" value="Select"/>	1. January	5. May	9. September	21. Winter (Dec-Feb)
	2. February	6. June	10. October	22. Spring (Mar-May)
	3. March	7. July	11. November	23. Summer (Jun-Aug)
	4. April	8. August	12. December	24. Fall (Sep-Nov)

(In what month and year did the foreclosure start?)

[A37B], _____

<input type="text" value="Select"/>	<i>IWTYPE=REINT: [P2YEAR]–[CYEAR]; IWTYPE=RECON: [P4YEAR]–[CYEAR];</i>
	<i>IWTYPE=SO, RECSO: 2001–[CYEAR]</i>

(WEB) In what month and year did the foreclosure start?

If there were multiple foreclosures, please tell us about the first of those foreclosures.

If you do not know the month, please select the season.

<input type="text" value="Select"/>	Month or	1. January	5. May	9. September	21. Winter (Dec-Feb)
	Season	2. February	6. June	10. October	22. Spring (Mar-May)
		3. March	7. July	11. November	23. Summer (Jun-Aug)
		4. April	8. August	12. December	24. Fall (Sep-Nov)

<input type="text" value="Select"/>	Year	<i>IWTYPE=REINT: [P2YEAR]–[CYEAR]; IWTYPE=RECON: [P4YEAR]–[CYEAR]; IWTYPE=SO, RECSO: 2001–[CYEAR]</i>
-------------------------------------	------	---

CHECK: Please enter a date before today.

A37D. (CATI) Was the home foreclosed upon?

- **If R says more than one foreclosure:** Please tell us about the first of those foreclosures

<input type="text" value="1. Yes"/>	<input type="text" value="5. No"/>	→ GO TO A37F
-------------------------------------	------------------------------------	--------------

GO TO A37E

(WEB) Was the home foreclosed upon?

<input type="text" value="1. Yes"/>	<input type="text" value="5. No"/>	→ GO TO A37F
-------------------------------------	------------------------------------	--------------

GO TO A37E

A37E. (CATI) Did you lose your home as a result of this foreclosure?

- **If R says more than one foreclosure:** Please tell us about the first of those foreclosures

<input type="text" value="1. Yes"/>	<input type="text" value="5. No"/>
-------------------------------------	------------------------------------

(WEB) Did you lose your home as a result of this foreclosure?

<input type="text" value="1. Yes"/>	<input type="text" value="5. No"/>
-------------------------------------	------------------------------------

A37F. (CATI) Was this home your main residence, investment property, a vacation home or what?

- **If R says more than one foreclosure:** Please tell us about the first of those foreclosures

<input type="text" value="1. Main residence"/>	<input type="text" value="2. Investment property"/>	<input type="text" value="3. Vacation home / condo"/>
<input type="text" value="7. Other-specify (A37FSPEC. Specify. (String 255))"/>		

(WEB) Was this home your...?

<input type="text" value="1. Main residence"/>	<input type="text" value="2. Investment property"/>	<input type="text" value="3. Vacation home / condo"/>
<input type="text" value="7. Other - Please specify: (A37FSPEC)"/>		

A37G. (CATI) About how much did you still owe on your mortgage or loan when the foreclosure started?

- **If R says more than one foreclosure:** Please tell us about the first of those foreclosures

<input type="text" value="\$ 1 – 9,999,997"/>

(WEB) About how much did you still owe on your mortgage or loan when the foreclosure started?

\$.00

CHECK: Please enter a number from 1 to 9999997.

End A37FOR

Utilities

A62CKPT. CAI Checkpoint: Whether Gas Included In Rent/HOA

1. Gas or Other Fuel Not Included (A60<>1 or A60_W1<>1 or A61<>1 or A61_W1<>1)	5. Gas or Other Fuel Included (A60=1 or A60_W1=1 or A61=1 or A61_W1=1) → GO TO A65CKPT
↓	

A62. (CATI) Do you pay separately for gas or other types of fuel?

1. Yes	5. No	7. Do not pay a gas bill	DK/RF
--------	-------	--------------------------	-------

GO TO A64

GO TO A63 RULE

GO TO A65CKPT

GO TO A64

(WEB) Do you pay separately for gas or other types of fuel?

1. Yes	5. No	7. Do not pay a gas bill	NA
--------	-------	--------------------------	----

GO TO A64

GO TO A63 RULE

GO TO A65CKPT

GO TO A64

A63 RULE. Whether All Utilities Included Already

Utility Not Already Included	All Utilities Already Included → GO TO A64
↓	

A63. (CATI) Do you pay for gas or another type of fuel combined with any other utility bill, including...

- [READ list, pausing after each option for R's response](#)
- [ENTER all that apply](#)

1. Electricity costs?
2. Water and sewer costs?
3. Phone, including cell, cable or satellite TV, or internet costs?

(WEB) Do you pay for gas or another type of fuel combined with any other utility bill, including...
Please select all that apply.

1. Electricity costs?
2. Water and sewer costs?
3. Phone, including cell, cable or satellite TV, and internet costs?

A64, A64PER. (CATI) How much do you [or anyone else in your family living there] usually pay for gas or other type of fuel[, electricity/water and sewer/telephone, including cell, cable or satellite TV, and internet combined] per month?

- [\[HU or HUCS in FU: Remind R not to include amounts paid by HU or HUCS people\]](#)
- [ENTER amount here, then SELECT unit of time on next screen \(Month, Year\)](#)

\$ DK/RF → GO TO A65CKPT

↓

The amount entered is: [A64] per ____

- SELECT the unit of time below

5. Month 6. Year 7. Other-specify (A64PERSPEC. Specify. (String 100))

(WEB) How much do you [or anyone else in your family living there] usually pay for gas or other types of fuel [electricity/water and sewer/telephone, including cell, cable or satellite TV, and internet service combined] per month?

[HU or HUCS in FU: Please do not include amounts paid by [HU & HUCS: roommates, people living with you temporarily, or family living with you who do their own F.E.S. interview / HU only: roommates or people living with you temporarily / HUCS only: family living with you who do their own F.E.S. interview].]

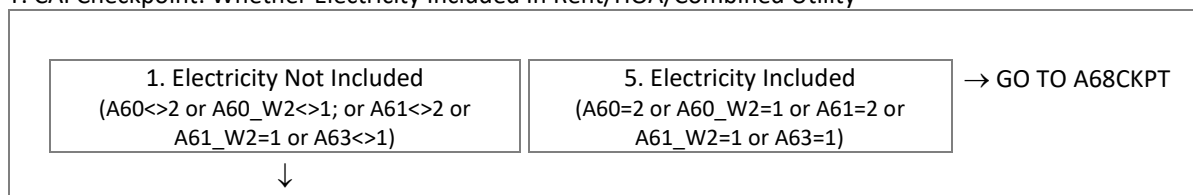
\$ 1 - 9,997 .00 per 5. Month 6. Year

CHECK: Please enter a number from 0 to 9997.

7. Other - Please specify: (A64PERSPEC)

SIGNAL: Please select a unit of time.

A65CKPT. CAI Checkpoint: Whether Electricity Included In Rent/HOA/Combined Utility



A65. (CATI) Do you pay separately for electricity?

1. Yes 5. No 7. Do not pay an electricity bill DK/RF

GO TO A67

GO TO A66 RULE

GO TO A68CKPT

GO TO A67

(WEB) Do you pay separately for electricity?

1. Yes 5. No 7. Do not pay an electricity bill NA

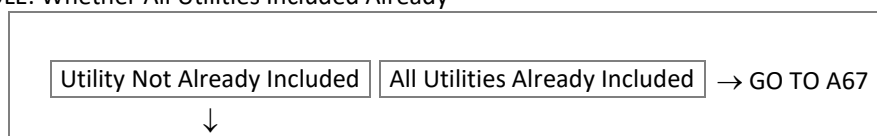
GO TO A67

GO TO A66 RULE

GO TO A68CKPT

GO TO A67

A66 RULE. Whether All Utilities Included Already



A66. (CATI) Do you pay for electricity combined with any other utility bill, including...

- READ list, pausing after each option for R's response
- ENTER all that apply

1. Water and sewer costs?

2. Phone, including cell, cable or satellite TV, or internet costs?

(WEB) Do you pay for electricity combined with any other utility bill, including...
Please select all that apply.

1. Water and sewer costs?

2. Phone, including cell, cable or satellite TV, and internet costs?

A67, A67PER. (CATI) How much do you [or anyone else in your family living there] usually pay for electricity [and water and sewer/telephone, including cell phone, cable or satellite TV, and internet] combined per month?

- [HU or HUCS in FU: Remind R not to include amounts paid by HU or HUCS people]
- ENTER amount here, then SELECT unit of time on next screen (Month, Year)

\$ 1 – 9,997 DK/RF → GO TO A68CKPT



The amount entered is: [A67] per ____

- SELECT the unit of time below

5. Month 6. Year 7. Other-specify (A67PERSPEC. Specify. (String 100))

(WEB) How much do you [or anyone else in your family living there] usually pay for electricity [water and sewer/telephone, including cell phone or satellite TV, and internet service] combined per month? [HU or HUCS in FU: Please do not include amounts paid by [HU & HUCS: roommates, people living with you temporarily, or family living with you who do their own F.E.S. interview / HU only: roommates or people living with you temporarily / HUCS only: family living with you who do their own F.E.S. interview].]

\$ 1 – 9,997 .00 per 5. Month 6. Year

CHECK: Please enter a number from 0 to 9997.

7. Other - Please specify: (A67PERSPEC)

SIGNAL: Please select a unit of time.

A68CKPT. CAI Checkpoint: Whether Sewer/Water Included In Rent/HOA/Combined Utility

<p>1. Water and Sewer Not Included (A60<>3 or A60_W3<>1 or A61<>3 or A61_W3<>1 or A63<>2 or A66<>1)</p>	<p>5. Water and Sewer Included (A60=3 or A60_W3=1 or A61=3 or A61_W3=1 or A63=2 or A66=1)</p>
<p>→ GO TO A71CKPT</p>	

↓

A68. (CATI) Do you pay separately for water and sewer?

1. Yes	5. No	7. Do not pay a water/sewer bill	DK/RF
GO TO A70	GO TO A69 RULE	GO TO A71CKPT	GO TO A70

(WEB) Do you pay separately for water and sewer?

1. Yes	5. No	7. Do not pay a water/sewer bill	NA
GO TO A70	GO TO A69 RULE	GO TO A71CKPT	GO TO A70

A69 RULE. Whether All Utilities Included Already

Utility Not Already Included	All Utilities Already Included
<p>→ GO TO A70</p>	

↓

A69. (CATI) Do you pay for water and sewer combined with phone, including cell, cable or satellite TV, and internet service costs?

1. Yes 5. No

(WEB) Do you pay for water and sewer combined with phone, including cell, cable or satellite TV, and internet service costs?

1. Yes 5. No

A70, A70PER. (CATI) How much do you [or anyone else in your family living there] usually pay for water and sewer [and telephone, including cell phone, cable or satellite TV, and internet combined] per month?

- [HU or HUCS in FU: Remind R not to include amounts paid by HU or HUCS people]
- ENTER amount here, then SELECT unit of time on next screen (Month, Year)

\$ 1 – 9,997 DK/RF → GO TO A71CKPT



The amount entered is: [A70] per ____

- SELECT the unit of time below

5. Month 6. Year 7. Other-specify (A70PERSPEC. Specify. (String 100))

(WEB) How much do you [or anyone else in your family living there] usually pay for water and sewer [and telephone, including cell, cable or satellite TV, and internet service combined] per month on average?

[HU or HUCS in FU: Please do not include amounts paid by [HU & HUCS: roommates, people living with you temporarily, or family living with you who do their own F.E.S. interview / HU only: roommates or people living with you temporarily / HUCS only: family living with you who do their own F.E.S. interview].]

\$ 1 – 9,997 .00 per 5. Month 6. Year

CHECK: Please enter a number from 0 to 9997.

7. Other - Please specify: (A70PERSPEC)

SIGNAL: Please select a unit of time.

A71CKPT. CAI Checkpoint: Whether Telephone/Internet Included In Rent/HOA/Combined Utility

<p>1. Telephone/Internet Not Included (A60<>4 or A60_W4<>1 or A61<>4 or A61_W4<>1 or A63<>1 or A66<>2 or A69<>1)</p>	<p>5. Telephone/Internet Included (A60=4 or A60_W4=1 or A61=4 or A61_W4=1 or A63=1 or A66=2 or A69=1)</p>
→ GO TO A45	

↓

A71. (CATI) Do you pay a bill for telephone, including cell phone, cable or satellite TV, or internet service?

- Includes streaming services such as Hulu and Netflix

1. Yes 5. No → GO TO A45 DK/RF

GO TO A44

GO TO A44

(WEB) Do you pay a bill for telephone (including cell phone), cable or satellite TV, or internet service?
Please include bills for streaming services such as Hulu and Netflix

1. Yes 5. No → GO TO A45 NA

GO TO A44

GO TO A44

A44, A44PER. (CATI) How much do you [and your family living there] usually pay for telephone, including cell phone, cable or satellite TV, and internet service combined, per month?

- Includes streaming services such as Hulu and Netflix
- [HU or HUCS in FU: Remind R not to include amounts paid by HU or HUCS people]
- ENTER amount here, then SELECT unit of time on next screen (Month, Year)

\$ 1 – 9,997 DK/RF → GO TO A45



The amount entered is: [A44] per ____

- SELECT the unit of time below

5. Month 6. Year 7. Other-specify (A44PERSPEC. Specify. (String 100))

GO TO A45

(WEB) How much do you [and your family living there] usually pay for telephone (including cell phone), cable or satellite TV, and internet service combined per month?

Please include amounts paid for streaming services such as Hulu and Netflix.

[HU or HUCS in FU: Please do not include amounts paid by [HU & HUCS: roommates, people living with you temporarily, or family living with you who do their own F.E.S. interview / HU only: roommates or people living with you temporarily / HUCS only: family living with you who do their own F.E.S. interview].]

\$.00 per

CHECK: Please enter a number from 0 to 9997.

SIGNAL: Please select a unit of time.

A45. (CATI) And do you have any other utility expenses?

→ GO TO A40

GO TO A45A

(WEB) Do you have any other utility expenses?

→ GO TO A40

GO TO A45A

A45A. (CATI) What are those other utility expenses?

(WEB) What are those other utility expenses?

A45B, A45BPER. (CATI ONLY) On average, how much are these other utility expenses per month?

- [HU or HUCS in FU: Remind R not to include amounts paid by HU or HUCS people]
- ENTER amount here, then SELECT unit of time on next screen (Month, Year)

\$ → GO TO A40



The amount entered is: [A45B] per ____

- SELECT the unit of time below

(WEB) On average, how much are these other utility expenses per month?

[HU or HUCS in FU: Please do not include amounts paid by [HU & HUCS: roommates, people living with you temporarily, or family living with you who do their own F.E.S. interview / HU only: roommates or people living with you temporarily / HUCS only: family living with you who do their own F.E.S. interview].]

\$.00 per

CHECK: Please enter a number from 1 to 997.

SIGNAL: Please select a unit of time.

A40. (CATI) How is your [A4=APT: apartment / A4=MOBILE: mobile home / ALL OTHERS: home] heated - with gas, electricity, oil or what?

- ENTER all that apply
- PROBE: Any others?

1. Gas 2. Electricity 3. Oil 4. Wood 5. Coal 6. Solar 12. Heat pump 10. Bottled gas; propane 11. Kerosene
97. Other-specify (A40SPEC. Specify. (String 100))

(WEB) How is your [A4=APT: apartment / A4=MOBILE: mobile home / ALL OTHERS: home] heated?

Please select all that apply.

1. Gas 2. Electricity 3. Oil 4. Wood 5. Coal 6. Solar 12. Heat pump 10. Bottled gas; propane 11. Kerosene
97. Other - Please specify: (A40SPEC)

A72. (CATI) In [PYEAR] was there ever a time that you [or anyone else in your family living there] were unable to use your main source of heat?

1. Yes 5. No → GO TO A74

GO TO A73

(WEB) In [PYEAR] was there ever a time that you [or anyone else in your family living there] were unable to use your main source of heat?

1. Yes 5. No → GO TO A74

GO TO A73

A73. (CATI) Were you [or anyone else in your family living there] unable to use your main source of heat because...

- READ list if needed, pausing after each option to allow R to respond
- ENTER all that apply

1. The heating source was broken
2. Fuel source had been shut off or disconnected
3. Could not afford the fuel source
7. Other-specify (A73SPEC. Specify (String 100))

(WEB) Were you [or anyone else in your family living there] unable to use your main source of heat because...?

Please select all that apply.

1. The heating source was broken
2. Your fuel source had been shut off or disconnected
3. You could not afford the fuel source
7. Other - Please specify: (A73SPEC. String 100)

A74. (CATI) In [PYEAR] was there ever a time that you [or anyone else in your family living there] were unable to use air conditioning to cool your home?

1. Yes 5. No 7. Do not have air conditioning

GO TO A75

GO TO A76

(WEB) In [PYEAR] was there ever a time that you [or anyone else in your family living there] were unable to use air conditioning to cool your home?

1. Yes 5. No 7. Do not have air conditioning

GO TO A75

GO TO A76

A75. (CATI) Were you [or anyone else in your family living there] unable to use air conditioning to cool your home because...

- READ list if needed, pausing after each option to allow R to respond
- ENTER all that apply

1. The air conditioning unit was broken
2. Energy source had been shut off or disconnected
3. Could not afford the cost of energy to run the air conditioner
7. Other-specify (A75SPEC. Specify (String 100))

(WEB) Were you [or anyone else in your family living there] unable to use air conditioning to cool your home because...?

Please select all that apply.

1. The air conditioning unit was broken
2. Your energy source had been shut off or disconnected
3. Your energy not afford the cost of energy to run the air conditioner
7. Other - Please specify: (A75SPEC. String 100)

A76. (CATI) In [PYEAR] did you [or anyone else in your family living there] spend less on or go without basic household necessities, such as medicine or food, in order to pay an energy bill?

1. Yes	5. No
--------	-------

(WEB) In [PYEAR] did you [or anyone else in your family living there] spend less on or go without basic household necessities, such as medicine or food, in order to pay an energy bill?

1. Yes	5. No
--------	-------

A77. (CATI) In [PYEAR] have you [or anyone in the family living there] kept your home at a temperature that you felt was unsafe or unhealthy?

1. Yes	5. No	→ GO TO A78
--------	-------	-------------

GO TO A77A

(WEB) In [PYEAR] have you [or anyone in the your family living there] kept your home at a temperature that you felt was unsafe or unhealthy?

1. Yes	5. No	→ GO TO A78
--------	-------	-------------

GO TO A77A

A77A. (CATI) When your home was kept at an unsafe or unhealthy temperature was it too hot, too cold, or both?

1. Too hot	2. Too cold	3. Both
------------	-------------	---------

(WEB) When your home was kept at an unsafe or unhealthy temperature was it...?

1. Too hot	2. Too cold	3. Both
------------	-------------	---------

A78. (CATI) In [PYEAR] have you [or anyone in the family living there] needed medical attention because your home was too hot or too cold?

- ENTER all that apply

1. Yes, because it was too hot 2. Yes, because it was too cold 5. No

CHECK for 1, 2 SELECTED with 5: "Too hot" or "Too cold" cannot be selected with "No".

(WEB) In [PYEAR] have you [or anyone in the family living there] needed medical attention because your home was too hot or too cold?

Please select all that apply.

1. Yes, because it was too hot 2. Yes, because it was too cold 5. No

CHECK for 1, 2 SELECTED with 5: "Too hot" or "Too cold" cannot be selected with "No".

A46. (CATI) There are government programs that give money to people to help them pay for heating and cooling their homes. Did you [or anyone else in your family living there] receive help from such a program last year ([PYEAR])?

1. Yes 5. No → GO TO A79CKPT

GO TO A46A

(WEB) There are government programs that give money to people to help them pay for heating and cooling their homes. Did you [or anyone else in your family living there] receive help from such a program last year ([PYEAR])?

1. Yes 5. No → GO TO A79CKPT

GO TO A46A

A46A, A46APER, A46APCT. (CATI) About how much did that amount to altogether?

- If R gives a percentage, PROBE: Could you convert that into an amount? If YES, ENTER amount; If NO, PRESS [Enter] to record percentage
- ENTER dollar amount here, then SELECT unit of time on next screen (Month, Year) OR PRESS [Enter] to enter percentage

[ENTER]



(What percent did that amount to altogether?)

- ENTER a percentage from 1.0 to 100.0

1.0 – 100.0 %

CHECK: Please enter a percentage from 1.0 to 100.0.

\$ 1 – 9,997

DK/RF

→ GO TO A79CKPT



The amount entered is: [A46A] per ____

- SELECT the unit of time below

5. Month

6. Year

7. Other-specify (A46APERSPEC. Specify. (String 100))

(WEB) About how much did that amount to altogether?

Please provide an amount or a percent.

A46A, A46APER. Default

To enter a percent (%) instead, click here.

\$ 1 – 9,997 .00 per

5. Month

6. Year

CHECK: Please enter a number from 1 to 9997.

Other - Please specify: (A46APERSPEC)

SIGNAL: Please select a unit of time.

A46APCT. Alternate

To enter an amount (\$) instead, click here.

1.0 – 100.0 %

CHECK: Please enter a percentage from 1.0 to 100.0.

A79CKPT. Whether Homeowner

Homeowner (A19=1)

All Others

→ GO TO A82

↓ GO TO (WEB: A79_W
CATI: A79)

A79. (CATI) There are steps homeowners can take to improve the energy efficiency of their homes and to protect their homes from extreme weather. In the last two years, have you done any of the following to improve the energy efficiency of your home?

- ENTER all that apply
- READ list, pausing after each option for R's response

1. Installed additional insulation in the attic, walls, or floor?
2. Upgraded to double or triple pane windows?
3. Applied weather stripping to doors or windows?
4. Improved ventilation?
5. Installed a more efficient heating or cooling system?
6. Added shade trees or other vegetation to cool the home naturally?
7. Replaced traditionally light bulbs with LED lighting?
8. Added any renewable energy source, such a solar or wind?
9. Added an electric charging system for vehicles?
10. Anything else?
95. None of the above (DO NOT READ)

CHECK for 1-10 SELECTED with 95: An energy efficiency improvement cannot be selected with "None of the above"

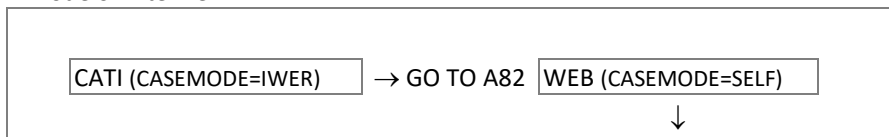
A80. (CATI) In the last two years, have you done any of the following to protect your home from extreme weather?

- ENTER all that apply
- READ list, pausing after each option for R's response

1. Installed a sump pump?
2. Improved water barriers?
3. Raised the ground level of the home or the level of key infrastructure such as the electricity meter?
4. Installed a backup generator?
7. Anything else?
5. None of the above (DO NOT READ)

CHECK for 1-4, 7 SELECTED with 5: An extreme weather home improvement cannot be selected with "None of the above".

A79 RULE. Mode of Interview



A79_W. (WEB) In the LAST TWO YEARS, have you done any of the following to improve the energy efficiency of your home?

A79_W1.	Installed additional insulation in the attic, walls, or floor	<input type="checkbox"/> 1. Yes	<input type="checkbox"/> 5. No
A79_W2.	Upgraded to double or triple pane windows	<input type="checkbox"/> 1. Yes	<input type="checkbox"/> 5. No
A79_W3.	Applied weather stripping to doors or windows	<input type="checkbox"/> 1. Yes	<input type="checkbox"/> 5. No
A79_W4.	Improved ventilation	<input type="checkbox"/> 1. Yes	<input type="checkbox"/> 5. No
A79_W5.	Upgraded to double or triple pane windows	<input type="checkbox"/> 1. Yes	<input type="checkbox"/> 5. No
A79_W6.	Installed a more efficient heating or cooling system	<input type="checkbox"/> 1. Yes	<input type="checkbox"/> 5. No
A79_W7.	Added shade trees or other vegetation to cool the home naturally	<input type="checkbox"/> 1. Yes	<input type="checkbox"/> 5. No
A79_W8.	Replaced traditionally light bulbs with LED lighting	<input type="checkbox"/> 1. Yes	<input type="checkbox"/> 5. No
A79_W9.	Added any renewable energy source, such a solar or wind	<input type="checkbox"/> 1. Yes	<input type="checkbox"/> 5. No
A79_W10.	Added an electric charging system for vehicles	<input type="checkbox"/> 1. Yes	<input type="checkbox"/> 5. No
A79_W97.	Anything else	<input type="checkbox"/> 1. Yes	<input type="checkbox"/> 5. No

A80_W. (WEB) In the LAST TWO YEARS, have you done any of the following to protect your home from extreme weather?

A80_W1	Installed a sump pump	<input type="checkbox"/> 1. Yes	<input type="checkbox"/> 5. No
A80_W2.	Improved water barriers	<input type="checkbox"/> 1. Yes	<input type="checkbox"/> 5. No
A80_W3.	Raised the ground level of the home or the level of key infrastructure such as the electricity meter	<input type="checkbox"/> 1. Yes	<input type="checkbox"/> 5. No
A80_W4.	Installed a backup generator	<input type="checkbox"/> 1. Yes	<input type="checkbox"/> 5. No
A80_W7.	Anything else	<input type="checkbox"/> 1. Yes	<input type="checkbox"/> 5. No

A81. (WEB/CATI) What else have you done to improve the energy efficiency of your home or to protect your home from extreme weather?

String 200

A82. There are government programs and programs from local utilities that give money to people to help them pay for improving the energy efficiency or weather preparedness of their homes. Did you receive help from such a program in the last two years?

☐ 1. Yes ☐ 5. No

(WEB) There are government programs and programs from local utilities that give money to people to help them pay for improving the energy efficiency or weather preparedness of their homes. Did you receive help from such a program in the last two years?

☐ 1. Yes ☐ 5. No

End SECTION_A

Section Residences

[TOC](#)

SECTION_RESIDENCE

PLDRESCKPT. CAI Checkpoint: Whether Eligible for Dependent Interviewing

Current Reference Person=Preloaded Reference Person		3. Ineligible: Current Reference Person is not Preloaded Reference Person
1. Eligible: Preloaded Residence Valid (NEWPRELOAD[1] RESADDR, RESCITY, RESST & RESYR = Response)	2. Ineligible: Preloaded Residence Not Valid (NEWPRELOAD[1] RESADDR, RESCITY, RESST, or RESYR <> Response)	
(Assign RESDETAILS[1] ADDRESS & START DATE=NEWPRELOAD)		GO TO RESDETAILS[1]
↓		

PLDRESCURR. (CATI) [\[REFERENCE PERSON\]: \[CYAQRTH\], \[CYFUHU\], Age \[AGEIWDAT\] \[\(Respondent\)\]](#)

These next questions are about places [you have / [REFERENCE PERSON] has] lived during the past two years. In [P2YEAR], the street address of [your / [REFERENCE PERSON]'s] residence was recorded as [PRELOADED ADDRESS].

Is this [your / [REFERENCE PERSON]'s] current address?

- **If needed, PROBE:** If [you have / [REFERENCE PERSON] has] more than one residence (for example, a summer home and a winter home), please tell us where [you are / [REFERENCE PERSON] is] currently living.

1. Yes 5. No DK/RF

GO TO
RESDETAILS[1].CURRRESCKPT

(WEB) These next questions are about places [you have / [REFERENCE PERSON] has] lived during the past two years. In [P2YEAR], the street address of [your / [REFERENCE PERSON]'s] residence was recorded as [PRELOADED ADDRESS]. Is this [your / [REFERENCE PERSON]'s] current address?

If [you have / [REFERENCE PERSON] has] more than one residence (for example, a summer home and a winter home), please tell us where [you are / [REFERENCE PERSON] is] CURRENTLY living.

1. Yes 5. No NA

GO TO
RESDETAILS[1].CURRRESCKPT

SECTION_RESIDENCE.RESDETAILS[1..6] [1..6]=Which residence

COUNTRY (CTRYNAME), ADDRESS, CITY, STATE (STABBR), ZIP.

(CATI) [\[REFERENCE PERSON\]: \[CYAQRTH\], \[CYFUHU\], Age \[AGEIWDAT\] \[\(Respondent\)\]](#)

[RESDETAILS[1] & PLDRESCKPT=2, 3: These next questions are about places [you have / [REFERENCE PERSON] has] lived during the past two years.]

What is the street address of [RESDETAILS[1] & PLDRESCKPT=2, 3; or RESDETAILS[2] & PLDRESCURR<>YES: [your / [REFERENCE PERSON]'s] current / ALL OTHERS: that] residence?

Country

- [RESDETAILS[1] & PLDRESCKPT=2, 3; or RESDETAILS[2] & PLDRESCURR<>YES: **If needed, PROBE:** If [you have / [REFERENCE PERSON] has] more than one residence (for example, a summer home and a winter home), please tell us where [you are / [REFERENCE PERSON] is] currently living.]
- **ENTER [185 UNITED STATES] for Puerto Rico, U.S. Virgin Islands, Guam, American Samoa or the Northern Mariana Islands**

Select ▾ 1 – 193 (Defaults to 185/US)

(What is the street address of [[your / [REFERENCE PERSON]'s] current / that] residence?)

Street Address

- Ctrl-D and Ctrl-R not allowed; For DK/RF type [DK] or [RF]

String 40

(What is the street address of [[your / [REFERENCE PERSON]'s] current / that] residence?)

City

- Ctrl-D and Ctrl-R not allowed; For DK/RF type [DK] or [RF]

String 40

State (For COUNTRY=185)

(What is the street address of [[your / [REFERENCE PERSON]'s] current / that] residence?)

Select ▾ 1 – 57 (Assigned 57/FC if Country<>185)

(What is the street address of [[your / [REFERENCE PERSON]'s] current / that] residence?)

[Zip / Postal] Code

- Ctrl-D and Ctrl-R not allowed; For DK/RF ENTER all [0]'s

String 10

(WEB) [RESDetails[1] & PLDRECKPT=2, 3: These next questions are about places [you have / [REFERENCE PERSON] has] lived during the past two years.]

What is the street address of [RESDetails[1] & PLDRECKPT=2, 3; or RESDETAILS[2] & PLDRESCURR<>YES: [your / [REFERENCE PERSON]'s] CURRENT / ALL OTHERS: that] residence?

[RESDetails[1] & PLDRECKPT=2, 3; or RESDETAILS[2] & PLDRESCURR<>YES: If [you have / [REFERENCE PERSON] has] more than one residence (for example, a summer home and a winter home), please tell us where [you are / [REFERENCE PERSON] is] CURRENTLY living.]

Country

Select ▾ 1 – 193 (Defaults to 185/US)

United States includes Puerto Rico, U.S. Virgin Islands, Guam, American Samoa and the Northern Mariana Islands

Address Line 1

String 40

City

String 40

State

Select ▾ 1 – 57 (Assigned 57/FC if Country<>185)

[Zip / Postal] Code

String 10

SYEAR, SMONTH, SDAY. (CATI) [REFERENCE PERSON]: [CYAQRTH], [CYFUHU], Age [AGEIWDAT] [(Respondent)]

When did [you / [REFERENCE PERSON]] start living at this residence?

- ENTER Year
- If necessary: What would be your best estimate?
- Ctrl-D and Ctrl-R not allowed

1920 – [P3YEAR]	[P2YEAR] – [CYEAR]	<input type="radio"/> 9996. [P2YEAR]-[CYEAR] but don't know which year (SP_0B)	<input type="radio"/> 9997. Before [P2YEAR] but don't know exact year (SP_0A)
GO TO CURRRESCKPT		GO TO CURRRESCKPT	

(When did [you / [REFERENCE PERSON]] start living at this residence?)

- ENTER Month or Season (Enter Day at next screen)
- PROBE DK month: Do you know what season it was?

Select ▾	1. January	5. May	9. September	21. Winter (Dec-Feb)	DK/RF
	2. February	6. June	10. October	22. Spring (Mar-May)	
	3. March	7. July	11. November	23. Summer (Jun-Aug)	
	4. April	8. August	12. December	24. Fall (Sep-Nov)	
					GO TO CURRRESCKPT

(When did [you / [REFERENCE PERSON]] start living at this residence?)

- ENTER Day or Part of the Month
- PROBE DK day: Was it the beginning of the month, the middle, or the end (of the month)?

Select ▾	1 – 31	41. Beginning of the month
		42. Middle of the month
		43. End of the month

(WEB) When did [you / [REFERENCE PERSON]] start living at this residence?

If you do not know the month, please select the season.

If you do not know the day, please select the part of the month.

1920 – [CYEAR]	Year						
<input type="radio"/> 9996. [P2YEAR]-[CYEAR] but don't know which year (SP_0B)							
<input type="radio"/> 9997. Before [P2YEAR] but don't know exact year (SP_0A)							
Select ▾	Month or Season	For SYEAR=P2YR-CYR only	1. January	5. May	9. September	21. Winter (Dec-Feb)	
			2. February	6. June	10. October	22. Spring (Mar-May)	
			3. March	7. July	11. November	23. Summer (Jun-Aug)	
			4. April	8. August	12. December	24. Fall (Sep-Nov)	
Select ▾	Day or Part of the Month	For SYEAR=P2YR-CYR & SMONTH=1-12 only	1 – 31	41. Beginning of the month	42. Middle of the month	43. End of the month	

CHECK: Please enter a date before today.

SIGNAL for SYEAR=NA: Please enter a YEAR so that you are asked the correct follow up questions. If you can't remember the exact year, please select "[P2YEAR]-[CYEAR] but don't know which year" or "Before [P2YEAR] but don't know exact year".

CURRESCKPT. CAI Checkpoint: Whether Current Residence

Preloaded Residence Valid (PLDRESCKPT=1)			No Preloaded Residence or Not Valid (PLDRESCKPT=2, 3)
Current (PLDRESCURR=Yes)	Not Current (PLDRESCURR=No, DK, RF, NA)	Denied (PLDRESCURR=Denied)	
1. RESDETAILS[1] (Assign CURRRES=Yes & END DATE=Today) GO TO A51	3. RESDETAILS[1] (Assign CURRRES=No) GO TO EYEAR	8. RESDETAILS[1] (Assign CURRRES=No) GO TO MORERESCKPT	6. RESDETAILS[1] (Assign CURRRES=Yes & END DATE=Today) GO TO A51
2. RESDETAILS[2..6] (Assign CURRRES=No) GO TO EYEAR	4. RESDETAILS[2] (Assign CURRRES=Yes & END DATE=Today) GO TO A51	9. RESDETAILS[2] (Assign CURRRES=Yes & END DATE=Today) GO TO A51	7. RESDETAILS[2..6] (Assign CURRRES=No) GO TO EYEAR
	5. RESDETAILS[3..6] (Assign CURRRES=No) GO TO EYEAR	10. RESDETAILS[3..6] (Assign CURRRES=No) GO TO EYEAR	

CURRRES. Assigned; not asked.

☐ 1. Current residence
 ☐ 5. Not current residence

A51. (CATI) [REFERENCE PERSON]: [CYAQRTH], [CYFUHU], Age [AGEIWDATE] [(Respondent)]

Do you think [you / [REFERENCE PERSON]] might move in the next couple of years?

☐ 1. Yes
 ☐ 5. No → GO TO MORERES

GO TO A52

(WEB) Do you think [you / [REFERENCE PERSON]] might move in the next couple of years?

☐ 1. Yes
 ☐ 5. No → GO TO MORERES

GO TO A52

A52. (CATI) [REFERENCE PERSON]: [CYAQRTH], [CYFUHU], Age [AGEIWDATE] [(Respondent)]

Would you say [you / [REFERENCE PERSON]] definitely will move, probably will move, or are you more uncertain?

☐ 1. Definitely will move
 ☐ 2. Probably will move
 ☐ 3. Are more uncertain

(WEB) Would you say [you / [REFERENCE PERSON]] ...?

☐ 1. Definitely will move
 ☐ 2. Probably will move
 ☐ 3. Are more uncertain

A53. (CATI) [REFERENCE PERSON]: [CYAQRTH], [CYFUHU], Age [AGEIWDAT] [(Respondent)]

Why [will / might] [you / [REFERENCE PERSON]] move?

- Enter all that apply

1. To take a job or stop school	2. To be nearer to work
3. For more space or a better place	4. For a smaller or less expensive place
5. Will get own home	6. To move in with a spouse or partner
7. To move to a better neighborhood or area	8. To be closer to friends or family
9. Divorce	10. Health reasons
11. Will get a new job, have a job transfer, or lose a job	12. Will become homeless or no longer homeless
13. Will be evicted	14. Will be foreclosed on
97. Other - Please specify: (A53SPEC)	

GO TO MORERES

(WEB) Why [will / might] [you / [REFERENCE PERSON]] move?

Please select all that apply

1. To take a job or stop school	2. To be nearer to work
3. For more space or a better place	4. For a smaller or less expensive place
5. Will get own home	6. To move in with a spouse or partner
7. To move to a better neighborhood or area	8. To be closer to friends or family
9. Divorce	10. Health reasons
11. Will get a new job, have a job transfer, or lose a job	12. Will become homeless or no longer homeless
13. Will be evicted	14. Will be foreclosed on
97. Other - Please specify: (A53SPEC)	

GO TO MORERES

EYEAR, EMONTH, EDAY. (CATI) [REFERENCE PERSON]: [CYAQRTH], [CYFUHU], Age [AGEIWDAT] [(Respondent)]

When did [you / [REFERENCE PERSON]] stop living at that address?

- ENTER Year
- If necessary: What would be your best estimate?
- Ctrl-D and Ctrl-R not allowed

Select ▾ [P2YEAR] – [CYEAR] 9996. [P2YEAR]–[CYEAR] but don't know which year



GO TO A50

(When did [you / [REFERENCE PERSON]] stop living at that address?)

- ENTER Month or Season (Enter Day at next screen)
- PROBE DK month: Do you know what season it was?

Select ▾	1. January	5. May	9. September	21. Winter (Dec-Feb)	DK/RF
	2. February	6. June	10. October	22. Spring (Mar-May)	
	3. March	7. July	11. November	23. Summer (Jun-Aug)	
	4. April	8. August	12. December	24. Fall (Sep-Nov)	



GO TO A50

(When did [you / [REFERENCE PERSON]] stop living at that address?)

- ENTER Day or Part of the Month
- PROBE DK day: Was it the beginning of the month, the middle, or the end (of the month)?

Select ▾ 1 – 31 41. Beginning of the month
42. Middle of the month
43. End of the month

(WEB) When did [you / [REFERENCE PERSON]] stop living at that address?

If you do not know the month, please select the season.

If you do not know the day, please select the part of the month.

Select ▾ Year [P2YEAR] – [CYEAR]; 9996. [P2YEAR]-[CYEAR] but don't know which year

Select ▾ Month or Season For EYEAR=P2YR-CYR only

1. January	5. May	9. September	21. Winter (Dec-Feb)
2. February	6. June	10. October	22. Spring (Mar-May)
3. March	7. July	11. November	23. Summer (Jun-Aug)
4. April	8. August	12. December	24. Fall (Sep-Nov)

Select ▾ Day or Part of the Month For EYEAR=P2YR-CYR & EMONTH=1-12 only

1 – 31	41. Beginning of the month
	42. Middle of the month
	43. End of the month

CHECK: Please enter a date before today.

SIGNAL for EYEAR=NA: Please select a YEAR so that you are asked the correct follow up questions. If you can't remember the exact year, please select "[P2YEAR]-[CYEAR] but don't know which year".

A50. (CATI) [REFERENCE PERSON]: [CYAQRTH], [CYFUHU], Age [AGEIWDAT] [(Respondent)]

Why did [you / [REFERENCE PERSON]] move?

- If "Homeless", DO NOT READ question and SELECT [12]
- ENTER all that apply
- PROBE: Any other reasons?

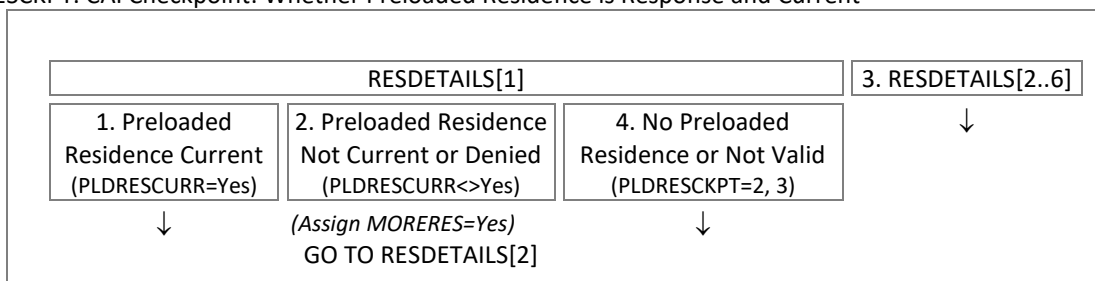
1. Took a job or stopped school	2. Wanted to be nearer to work
3. Wanted more space or a better place	4. Wanted a smaller or less expensive place
5. Got own home	6. Moved in with a spouse or partner
7. Wanted to live in a better neighborhood or area	8. Moved to be closer to friends or family
9. Got divorced	10. Health reasons
	11. Got a new job, had a job transfer, or lost a job
12. Became homeless or no longer homeless	
13. Was evicted	14. Was foreclosed on
97. Other-specify (A50OTHER. Specify. (String 200))	

(WEB) Why did [you / [REFERENCE PERSON]] move?

Please select all that apply.

1. Took a job or stopped school	2. Wanted to be nearer to work
3. Wanted more space or a better place	4. Wanted a smaller or less expensive place
5. Got own home	6. Moved in with a spouse or partner
7. Wanted to live in a better neighborhood or area	8. Moved to be closer to friends or family
9. Got divorced	10. Health reasons
	11. Got a new job, had a job transfer, or lost a job
12. Became homeless or no longer homeless	
13. Was evicted	14. Was foreclosed on
97. Other - Please specify: (A50OTHER)	

MORERESCKPT. CAI Checkpoint: Whether Preloaded Residence is Response and Current



MORERES. (CATI) [REFERENCE PERSON]: [CYAQRTH], [CYFUHU], Age [AGEIWDATE] [(Respondent)]

[Have you / Has [REFERENCE PERSON]] lived anywhere else] since January [P2YEAR]?

1. Yes → REPEAT ADDRESS - A50; Max=6; 5. No

Then GO TO SECTION BC

GO TO SECTION BC

(WEB) [Have you / Has [REFERENCE PERSON]] lived anywhere else] since January [P2YEAR]?

1. Yes → REPEAT ADDRESS - A50; Max=6; 5. No

Then GO TO SECTION BC

GO TO SECTION BC

End RESDETAILS

End SECTION_RESIDENCE

Section BC: Employment

[TOC](#)

SECTION_BC[1..2].EMPLOYEEHC1 [1]=Reference Person, [2]=Spouse-Partner

Employment Status

BCDE1. (CATI) [CYNAMF] [CYNAML]: [CYAQRTH], [CYFUHU], Age [AGEIWDAT] [(Respondent)]

We would like to know about what [you do / [REFERENCE PERSON] does / [SPOUSE-PARTNER] does]. [Are you / Is [REFERENCE PERSON] / Is [SPOUSE-PARTNER]] working now, looking for work, retired, keeping house, a student, or what?

- If R says "Unemployed/Not working", PROBE: [Are you / Is [REFERENCE PERSON] / Is [SPOUSE-PARTNER]] looking for work?
 - If unemployed/not working and looking for work, ENTER [3]
 - If unemployed/not working and not looking for work, ENTER [6]
 - If R is working now serving in the military, ENTER[1]
- ENTER all that apply
- PROBE: Anything else?

1. Working now, including full-time or part-time work, or self-employment		
2. Employed, but on sick or maternity/parental leave		
10. Temporarily laid off	3. Looking for work, unemployed	4. Retired
5. Permanently or temporarily disabled	6. Keeping house	7. A student
97. <u>Other-specify</u> (BCDE1SPEC. Please tell me what [you /are / he is / she is] doing now. (String 100))		

CHECK for 1, 2, 10, SELECTED WITH 3: "Working now" or "Employed" or "Temporarily laid off" cannot be selected with "Unemployed (looking or not looking)".

(WEB) Now some questions about what [you do / [REFERENCE PERSON] does / [SPOUSE-PARTNER] does]. [Are you / Is [REFERENCE PERSON] / Is [SPOUSE-PARTNER]] ...?

Please select all that apply.

If [you are / he is / she is] employed and currently working, please select "Working now, including full-time or part-time work, or self-employment".

If [you are / he is / she is] working a seasonal job, please select "Working now, including full-time or part-time work, or self-employment".

If [you are / he is / she is] employed but currently on sick leave or maternity/parental leave, please select "Employed, but on sick or maternity/parental leave".

If [you are / he is / she is] employed but temporarily laid off, please select "Temporarily laid off".

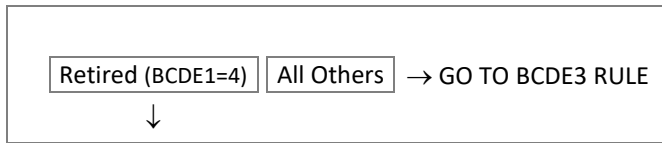
If [you are / he is / she is] unemployed, please tell us whether [you are / he is / she is] looking for work or not looking for work.

1. Working now, including full-time or part-time work, or self-employment	11. Employed, serving in the military
2. Employed, but on sick or maternity/parental leave	10. Temporarily laid off
3. Unemployed and looking for work	4. Retired
6. Keeping house	5. Permanently or temporarily disabled
9. Unemployed and not looking for work	7. A student
97. Other - Please specify: (BCDE1SPEC)	

CHECK for 1, 2, 10, 11 selected with 3 9: "Working now" or "Employed" or "Temporarily laid off" cannot be selected with "Unemployed (looking or not looking)".

CHECK for 3 and 9 selected together: "Unemployed and looking" cannot be selected with "Unemployed and not looking"

BCDE2 RULE: Whether Retired



BCDE2. (CATI) [CYNAMF] [CYNAML]: [CYAQRTH], [CYFUHU], Age [AGEIWDAT] [(Respondent)]

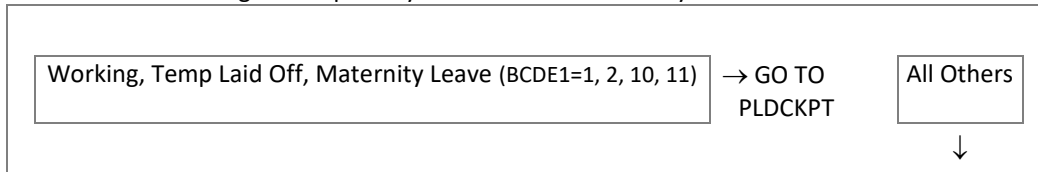
In what year did [you / [REFERENCE PERSON] / [SPOUSE-PARTNER]] (last) retire?

– [CYEAR]

(WEB) In what year did [you / [REFERENCE PERSON] / [SPOUSE-PARTNER]] (last) retire?

Year

BCDE3 RULE: Whether Working or Temporarily Laid Off or On Maternity Leave



BCDE3. (CATI) [CYNAMF] [CYNAML]: [CYAQRTH], [CYFUHU], Age [AGEIWDAT] [(Respondent)]

[Are you / Is [REFERENCE PERSON] / Is [SPOUSE-PARTNER]] doing any work for money now?

→ GO TO PLDCKPT

GO TO BCDE3A

(WEB) [Are you / Is [REFERENCE PERSON] / Is [SPOUSE-PARTNER]] doing any work for money now?

→ GO TO PLDCKPT

GO TO BCDE3A

BCDE3A. (CATI) [CYNAMF] [CYNAML]: [CYAQRTH], [CYFUHU], Age [AGEIWDAT] [(Respondent)]

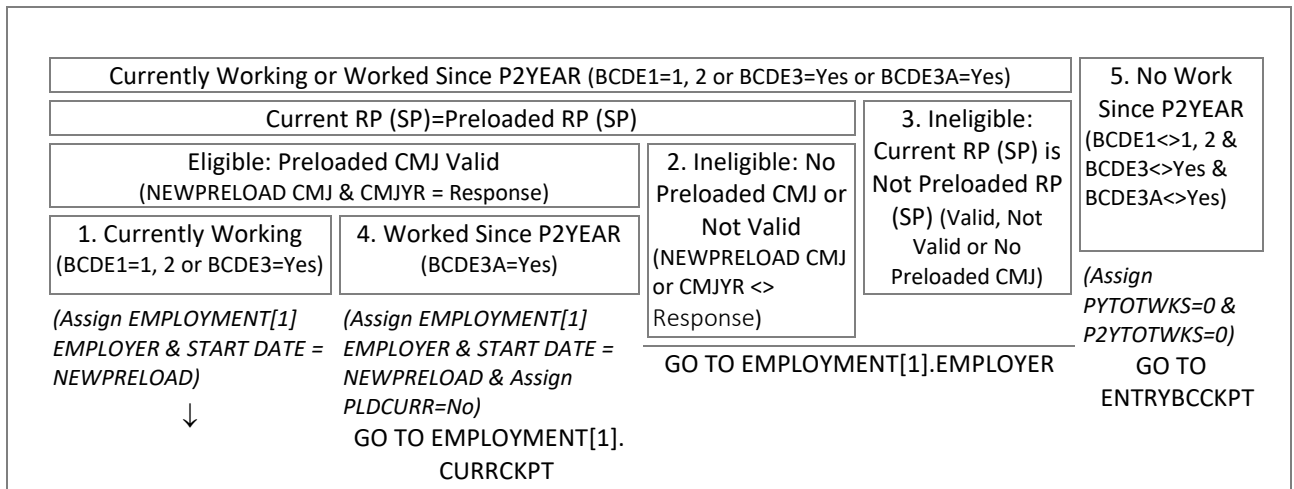
[Have you / Has [REFERENCE PERSON] / Has [SPOUSE-PARTNER]] done any work for money since January 1, [P2YEAR]? Please include any type of work, no matter how small.

GO TO PLDCKPT

(WEB) [Have you / Has [REFERENCE PERSON] / Has [SPOUSE-PARTNER]] done any work for money since January 1, [P2YEAR]? Please include any type of work, no matter how small.

GO TO PLDCKPT

PLDCKPT. CAI Checkpoint: Whether Eligible for Dependent Interviewing



PLDCURR. (CATI) [CYNAMF] [CYNAML]: [CYAQRTH], [CYFUHU], Age [AGEIWDAT] [(Respondent)]

These next questions are about all of the work for money that [you have / [REFERENCE PERSON] has / [SPOUSE-PARTNER] has] done since January 1, [P2YEAR]. This includes self-employment and any other kind of work that [you have / he has / she has] done for pay. In [P2YEAR], [your / his / her] employer was recorded as [PRELOADED CMJ].

[Are you / Is he / Is she] still employed by this employer or were [you / he / she] never employed by this employer?

- If R says "Never employed by this employer", ENTER [7]
- If R says still employed with this employer but the employer's name has changed (e.g., due to a merger or was bought by another company) or is spelled incorrectly, ENTER [1] and PROBE: Thank you, we'll be able to make those changes next

1. Yes	5. No	7. Never employed by this employer	DK/RF
--------	-------	------------------------------------	-------

GO TO EMPLOYMENT[1].
EMPLOYER

GO TO EMPLOYMENT[1].CURRCKPT

(WEB) These next questions are about all of the work for money that [you have / [REFERENCE PERSON] has / [SPOUSE-PARTNER] has] done since January 1, [P2YEAR]. This includes self-employment and any other kind of work that [you have / he has / she has] done for pay. In [P2YEAR], [your / his / her] employer was recorded as [PRELOADED CMJ].

[Are you / Is he / Is she] still employed by this employer or were [you / he / she] never employed by this employer?

If still employed with this employer but the employer's name has changed (e.g., due to a merger or was bought by another company), or is spelled incorrectly, please select "1" - you will be able to make any name changes next

1. Yes	5. No	7. Never employed by this employer	NA
--------	-------	------------------------------------	----

GO TO EMPLOYMENT[1].
EMPLOYER

GO TO EMPLOYMENT[1].CURRCKPT

SECTION_BC[1..2].EMPLOYEEHC1.EMPLOYMENT[1..10] [1]=Reference Person, [2]=Spouse-Partner; [1..10]=Which employer AQSN. AQSN of Reference Person (Spouse-Partner). Assigned.

Employment [P2YEAR] – [CYEAR]		
Employer Name	Start Date	End Date
[EMPLOYER] / Employer [1-10]	[MMM/YYYY] / [YYYY] / [P2YR]-[CYR] / Before [P2YR]	Present / [MMM/YYYY] / [YYYY] / [P2YR]-[CYR]

EMPLOYER. (CATI) [CYNAMF] [CYNAML]: [CYAQRTH], [CYFUHU], Age [AGEIWDAT] [(Respondent)]

[EMPLOYMENT[1] & PLDCKPT=1 & PLDCURR=YES:: IWER: Confirm employer name and spelling - ask question if needed]

[EMPLOYMENT[1] & PLDCKPT<>1: These next questions are about all of the work for money that [you have / [REFERENCE PERSON] has / [SPOUSE-PARTNER] has] done since January 1, [P2YEAR]. This includes self-employment and any other kind of work that [you have / he has / she has] done for pay.]

What is the name of [EMPLOYMENT[1] & WORKING NOW: [your / his / her] CURRENT / EMPLOYMENT[1] & WORKED SINCE P2YEAR: [your / his / her] MOST RECENT] / EMPLOYMENT[2] & WORKING NOW & PLDCURR<>YES: [your / his / her] CURRENT / EMPLOYMENT[2] & PLDCURR=YES: that / EMPLOYMENT[3..10]: that] employer?

- If [Reference Person / Spouse-Partner] has more than one employer, PROBE: You will be able to give us information about each employer as we go on
- Ctrl-D and Ctrl-R not allowed; For DK/RF type [DK] or [RF]

String 100

(WEB) [EMPLOYMENT[1]: The calendar at the top of the screen will highlight each employer reported and the dates of employment. The purpose of the calendar is to help you remember what you have reported and may not accurately reflect the exact time period actually worked for each employer. The calendar will appear on several of the following screens.]

[EMPLOYMENT[1] & PLDCKPT=1 & PLDCURR=YES: Please make any necessary edits to the employer name, then click Next to continue.]

[EMPLOYMENT[1] & PLDCKPT<>1: These next questions are about all of the work for money that [you have / [REFERENCE PERSON] has / [SPOUSE-PARTNER] has] done since January 1, [P2YEAR]. This includes self-employment and any other kind of work that [you have / he has / she has] done for pay.]

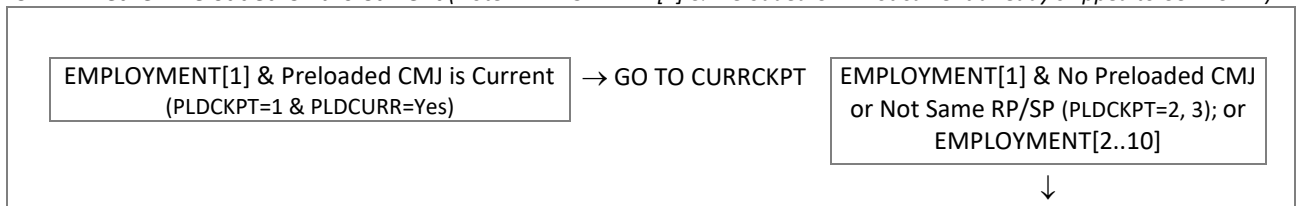
What is the name of [EMPLOYMENT[1] & WORKING NOW: [your / his / her] CURRENT / EMPLOYMENT[1] & WORKED SINCE P2YEAR: [your / his / her] MOST RECENT] / EMPLOYMENT[2] & WORKING NOW & PLDCURR<>YES: [your / his / her] CURRENT / EMPLOYMENT[2] & PLDCURR=YES: that / EMPLOYMENT[3..10]: that] employer?

If you prefer not to enter the employer's name, please enter a nickname or anything that will identify this employer to you.

If [you have / he has / she has] more than one employer, you will be able to report each one separately.

String 100

SYEAR RULE. Whether Preloaded CMJ is Current (Note: EMPLOYMENT[1] & Preloaded CMJ Not current already skipped to CURRCKPT)



SYEAR, SMONTH, SDAY. (CATI) [CYNAMF] [CYNAML]: [CYAQRTH], [CYFUHU], Age [AGEIWDAT] [(Respondent)]

When did [you / [REFERENCE PERSON] / [SPOUSE-PARTNER]] start working for this employer ([EMPLOYER] / Employer [1-10])?

- ENTER Year
- If necessary: What would be your best estimate?
- Ctrl-D and Ctrl-R not allowed

1920 – [P3YEAR]	[P2YEAR] – [CYEAR]	<input type="radio"/> 9996. [P2YEAR]-[CYEAR] but don't know which year (SP_0B)	<input type="radio"/> 9997. Before [P2YEAR] but don't know exact year (SP_0A)
GO TO CURRCKPT	↓	GO TO CURRCKPT	

(When did [you / [REFERENCE PERSON] / [SPOUSE-PARTNER]] start working for this employer ([EMPLOYER] / Employer [1-10])?)

- ENTER Month or Season (Enter Day at next screen)
- PROBE DK month: Do you know what season it was?

Select ▾	1. January	5. May	9. September	21. Winter (Dec-Feb)	DK/RF
	2. February	6. June	10. October	22. Spring (Mar-May)	
	3. March	7. July	11. November	23. Summer (Jun-Aug)	
	4. April	8. August	12. December	24. Fall (Sep-Nov)	
	↓				GO TO CURRCKPT

(When did [you / [REFERENCE PERSON] / [SPOUSE-PARTNER]] start working for this employer ([EMPLOYER] / Employer [1-10])?)

- ENTER Day or Part of the Month (Enter Year at next screen)
- PROBE DK day: Was it the beginning of the month, the middle, or the end (of the month)?

Select ▾	1 – 31	41. Beginning of the month
		42. Middle of the month
		43. End of the month

GO TO CURRCKPT

(WEB) When did [you / [REFERENCE PERSON] / [SPOUSE-PARTNER]] start working for this employer ([EMPLOYER] / Employer [1-10])?

If you do not know the month, please select the season.

If you do not know the day, please select the part of the month.

1920 – [CYEAR] Year

☐ 9996. [P2YEAR]-[CYEAR] but don't know which year (SP_0B)

☐ 9997. Before [P2YEAR] but don't know exact year (SP_0A)

Select ▾	Month or Season	For SYEAR= P2YR- CYR only	1. January	5. May	9. September	21. Winter (Dec-Feb)
			2. February	6. June	10. October	22. Spring (Mar-May)
			3. March	7. July	11. November	23. Summer (Jun-Aug)
			4. April	8. August	12. December	24. Fall (Sep-Nov)
Select ▾	Day or Part of the Month	For SYEAR= P2YR- CYR & SMONTH=1-12 only	1 – 31	41. Beginning of the month	42. Middle of the month	43. End of the month

CHECK: Please enter a date before today.

SIGNAL for SYEAR=NA: Please enter a YEAR so that you are asked the correct follow up questions. If you can't remember the exact year, please select "[P2YEAR]-[CYEAR] but don't know which year" or "Before [P2YEAR] but don't know exact year".

CURRCKPT. CAI Checkpoint: Whether Currently Working; Whether There is a Preloaded CMJ

Currently Working (BCDE1=1, 2 or BCDE3=Yes)			
Preloaded CMJ Valid (PLDCKPT=1)			No Preloaded CMJ or Not Valid; or Not Same RP (SP) (PLDCKPT=2, 3)
Current (PLDCURR=Yes)	Not Current (PLDCURR =No, DK, RF, NA)	Denied (PLDCURR=7)	
1. EMPLOYMENT[1] <i>(Assign CURREMP=Yes & END DATE=Today)</i> GO TO MORECKPT	2. EMPLOYMENT[1] <i>(Assign CURREMP=No)</i> GO TO EYEAR	6. EMPLOYMENT[1] <i>(Assign CURREMP= No)</i> GO TO MORECKPT	3. EMPLOYMENT[1] GO TO CURREMP
21. EMPLOYMENT[2..10] GO TO CURREMP	22. EMPLOYMENT[2] <i>(Assign CURREMP=Yes & END DATE=Today)</i> GO TO MORECKPT	26. EMPLOYMENT[2] <i>(Assign CURREMP=Yes & END DATE=Today)</i> GO TO MORECKPT	23. EMPLOYMENT[2..10] GO TO CURREMP
	32. EMPLOYMENT[3..10] GO TO CURREMP	36. EMPLOYMENT[3..10] GO TO CURREMP	
Worked Since P2YEAR (BCDE3A=Yes)			
Preloaded CMJ Valid (PLDCKPT=4)		No Preloaded CMJ or Not Valid; or Not Same RP (SP) (PLDCKPT=2, 3)	
4. EMPLOYMENT[1] <i>(Assign CURREMP=No)</i> GO TO EYEAR	5. EMPLOYMENT[1] <i>(Assign CURREMP=No)</i> GO TO EYEAR		
24. EMPLOYMENT[2..10] GO TO CURREMP	25. EMPLOYMENT[2..10] GO TO CURREMP		

CURREMP. (CATI) [CYNAMF] [CYNAML]: [CYAQRTH], [CYFUHU], Age [AGEIWDAT] [(Respondent)]

[Are you / Is [REFERENCE PERSON] / Is [SPOUSE-PARTNER]] currently employed with this employer ([EMPLOYER] / Employer [1-10])?

1. Yes → GO TO MORECKPT 5. No
GO TO EYEAR

(WEB) [Are you / Is [REFERENCE PERSON] / Is [SPOUSE-PARTNER]] currently employed with this employer ([EMPLOYER] / Employer [1-10])?

1. Yes → GO TO WEB ASSIGNMENT RULE;
Then GO TO MORECKPT 5. No
GO TO EYEAR

EYEAR, EMONTH, EDAY. (CATI) [CYNAMF] [CYNAML]: [CYAQRTH], [CYFUHU], Age [AGEIWDAT] [(Respondent)]

When did [you / [REFERENCE PERSON]] stop working for this employer ([EMPLOYER] / Employer [1-10])?

- ENTER Year
- If necessary: What would be your best estimate?
- Ctrl-D and Ctrl-R not allowed

Select ▾ [P2YEAR] – [CYEAR] 9996. [P2YEAR]-[CYEAR] but don't know which year DK/RF



GO TO MORECKPT

(When did [you / [REFERENCE PERSON] / [SPOUSE-PARTNER]] stop working for this employer ([EMPLOYER] / Employer [1-10])?)

- ENTER Month or Season (Enter Day at next screen)
- PROBE DK month: Do you know what season it was?

Select ▾	1. January	5. May	9. September	21. Winter (Dec-Feb)	DK/RF
	2. February	6. June	10. October	22. Spring (Mar-May)	
	3. March	7. July	11. November	23. Summer (Jun-Aug)	
	4. April	8. August	12. December	24. Fall (Sep-Nov)	



GO TO MORECKPT

(When did [you / [REFERENCE PERSON] / [SPOUSE-PARTNER]] stop working for this employer ([EMPLOYER] / Employer [1-10])?)

- ENTER Day or Part of the Month (Enter Year at next screen)
- PROBE DK day: Was it the beginning of the month, the middle, or the end (of the month)?

Select ▾	1 – 31	41. Beginning of the month
		42. Middle of the month
		43. End of the month

GO TO MORECKPT

(WEB) When did [you / [REFERENCE PERSON] / [SPOUSE-PARTNER]] stop working for this employer ([EMPLOYER] / Employer [1-10])?

If you do not know the month, please select the season.

If you do not know the day, please select the part of the month.

Select ▾	Year	[P2YEAR] – [CYEAR]	9996. [P2YEAR]-[CYEAR] but don't know which year																		
Select ▾	Month or Season	For EYEAR=P2YR-CYR only	<table border="0"> <tr> <td>1. January</td> <td>7. July</td> <td>21. Winter (Dec-Feb)</td> </tr> <tr> <td>2. February</td> <td>8. August</td> <td>22. Spring (Mar-May)</td> </tr> <tr> <td>3. March</td> <td>9. September</td> <td>23. Summer (Jun-Aug)</td> </tr> <tr> <td>4. April</td> <td>10. October</td> <td>24. Fall (Sep-Nov)</td> </tr> <tr> <td>5. May</td> <td>11. November</td> <td></td> </tr> <tr> <td>6. June</td> <td>12. December</td> <td></td> </tr> </table>	1. January	7. July	21. Winter (Dec-Feb)	2. February	8. August	22. Spring (Mar-May)	3. March	9. September	23. Summer (Jun-Aug)	4. April	10. October	24. Fall (Sep-Nov)	5. May	11. November		6. June	12. December	
1. January	7. July	21. Winter (Dec-Feb)																			
2. February	8. August	22. Spring (Mar-May)																			
3. March	9. September	23. Summer (Jun-Aug)																			
4. April	10. October	24. Fall (Sep-Nov)																			
5. May	11. November																				
6. June	12. December																				
Select ▾	Day or Part of the Month	For EYEAR=P2YR-CYR & EMONTH=1-12 only	<table border="0"> <tr> <td>1 – 31</td> <td>41. Beginning of the month</td> </tr> <tr> <td></td> <td>42. Middle of the month</td> </tr> <tr> <td></td> <td>43. End of the month</td> </tr> </table>	1 – 31	41. Beginning of the month		42. Middle of the month		43. End of the month												
1 – 31	41. Beginning of the month																				
	42. Middle of the month																				
	43. End of the month																				

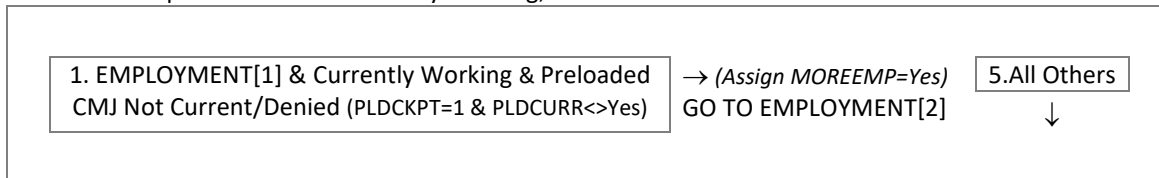
CHECK: Please enter a date before today. CHECK should not trigger if DAY=41-43

SIGNAL for EYEAR=NA: Please select a YEAR so that you are asked the correct follow up questions. If you can't remember the exact year, please select "[P2YEAR]-[CYEAR] but don't know which year".

WEB ASSIGNMENT Rule. Assignment of Missing Data (WEB)

SYEAR=NA & CURREMP<>Yes & EYEAR=NA	Assign SYEAR=9996 & assign EYEAR=9996
SYEAR=NA & CURREMP<>Yes & EYEAR=Response	Assign SYEAR=EYEAR
SYEAR=NA & CURREMP=Yes	Assign SYEAR=CYEAR & assign EYEAR/EMONTH/EDAY=Current date
SYEAR=9996, 9997, <CYEAR & CURREMP<>Yes & EYEAR=NA	Assign EYEAR=9996
SYEAR=CYEAR & CURREMP<>Yes & EYEAR=NA	Assign EYEAR=CYEAR
SYEAR=Response & CURREMP=Yes	Assign EYEAR/EMONTH/EDAY= Current date

MORECKPT. CAI Checkpoint: Whether Currently Working; Whether There is a Preloaded CMJ



MOREEMP. (CATI) [CYNAMF] [CYNAML]: [CYAQRTH], [CYFUHU], Age [AGEIWDAT] [(Respondent)]

Is there any other work for money that [you have / [REFERENCE PERSON] has / [SPOUSE-PARTNER] has] done since January 1, [P2YEAR]? Please include self-employment and any other kind of work that [you have / he has / she has] done for pay.

1. Yes → REPEAT EMPLOYER - EYEAR; Max=10; 5. No → GO TO BCDE14ACKPT
Then GO TO BCDE14ACKPT

(WEB) Is there any other work for money that [you have / [REFERENCE PERSON] has / [SPOUSE-PARTNER] has] done since January 1, [P2YEAR]? Please include self-employment and any other kind of work that [you have / he has / she has] done for pay.

1. Yes → REPEAT EMPLOYER - EYEAR; Max=10; 5. No → GO TO BCDE14ACKPT
Then GO TO BCDE14ACKPT

End EMPLOYMENT

<u>SYEAR (DK/RF not allowed)</u>	<u>CURREMP</u>	<u>EYEAR (DK/RF not allowed)</u>	<u>P2YEAR Job?</u>	<u>PYEAR Job?</u>	<u>CYEAR Job?</u>	<u>Current Job?</u>
<P2YEAR, 9997	Yes	not asked (assign CYEAR)	Y	Y	Y	Y
9996	Yes	not asked (assign CYEAR)	Y	Y	Y	Y
P2YEAR	Yes	not asked (assign CYEAR)	Y	Y	Y	Y
PYEAR	Yes	not asked (assign CYEAR)	N	Y	Y	Y
CYEAR	Yes	not asked (assign CYEAR)	N	N	Y	Y
NA (assign CYEAR)	Yes	not asked (assign CYEAR)	N	N	Y	Y WEB ONLY
<P2YEAR, 9997	No, NA	NA (assign 9996)	Y	Y	Y	N WEB ONLY
9996	No, NA	NA (assign 9996)	Y	Y	Y	N WEB ONLY
P2YEAR	No, NA	NA (assign 9996)	Y	Y	Y	N WEB ONLY
PYEAR	No, NA	NA (assign 9996)	N	Y	Y	N WEB ONLY
CYEAR	No, NA	NA (assign CYEAR)	N	N	Y	N WEB ONLY
NA (assign 9996)	No, NA	NA (assign 9996)	Y	Y	Y	N WEB ONLY
<P2YEAR, 9997	No, DK/RF, NA	9996	Y	Y	Y	N
9996	No, DK/RF, NA	9996	Y	Y	Y	N
P2YEAR	No, DK/RF, NA	9996	Y	Y	Y	N
PYEAR	No, DK/RF, NA	9996	N	Y	Y	N
CYEAR	No, DK/RF, NA	9996	N	N	Y	N
NA (assign EYEAR)	No, NA	9996	Y	Y	Y	N WEB ONLY

<P2YEAR, 9997	No, DK/RF, NA	CYEAR	Y	Y	Y	N
9996	No, DK/RF, NA	CYEAR	Y	Y	Y	N
P2YEAR	No, DK/RF, NA	CYEAR	Y	Y	Y	N
PYEAR	No, DK/RF, NA	CYEAR	N	Y	Y	N
CYEAR	No, DK/RF, NA	CYEAR	N	N	Y	N
NA (assign EYEAR)	No, NA	CYEAR	N	N	Y	N WEB ONLY
<P2YEAR, 9997	No, DK/RF, NA	PYEAR	Y	Y	N	N
9996	No, DK/RF, NA	PYEAR	Y	Y	N	N
P2YEAR	No, DK/RF, NA	PYEAR	Y	Y	N	N
PYEAR	No, DK/RF, NA	PYEAR	N	Y	N	N
NA (assign EYEAR)	No, NA	PYEAR	N	Y	N	N WEB ONLY
<P2YEAR, 9997	No, DK/RF, NA	P2YEAR	Y	N	N	N
9996	No, DK/RF, NA	P2YEAR	Y	N	N	N
P2YEAR	No, DK/RF, NA	P2YEAR	Y	N	N	N
NA (assign EYEAR)	No, NA	P2YEAR	Y	N	N	N WEB ONLY

Field	Value	Employment Timeline Text Fill	Equivalence for TOTWKSJOB, TOTWKSJOB2
EMPLOYER	Response	[EMPLOYER]	
EMPLOYER	Non response	Employer [1 – 10]	
SYEAR, EYEAR	1901 – PYEAR	1901 – [PYEAR]	XSYEAR, XEYEAR = 1901 – [PYEAR]
SYEAR, EYEAR	CYEAR (& CURREMP=Yes)	Present	XSYEAR, XEYEAR = [CYEAR]
SYEAR, EYEAR	CYEAR (& CURREMP<>Yes)	[CYEAR]	XSYEAR, XEYEAR = [CYEAR]
SYEAR, EYEAR	9996. [P2YEAR]-[CYEAR] DK which	[P2YEAR]-[CYEAR]	XSYEAR, XEYEAR = [P2YEAR]
SYEAR, EYEAR	9997. Before [P2YEAR] DK year	Before [P2YEAR]	XSYEAR, XEYEAR = [P3YEAR]
SMONTH, EMONTH	1. January – 12. December	[Jan – Dec]/	XSMONTH, XEMONTH = 1 – 12
SMONTH, EMONTH	21. Winter (Dec-Feb)	Win/	XSMONTH, XEMONTH = 1 (Jan)
SMONTH, EMONTH	22. Spring (Mar-May)	Spr/	XSMONTH, XEMONTH = 4 (Apr)
SMONTH, EMONTH	23. Summer (Jun-Aug)	Sum/	XSMONTH, XEMONTH = 7 (Jul)
SMONTH, EMONTH	24. Fall (Sep-Nov)	Fal/	XSMONTH, XEMONTH = 10 (Oct)
SMONTH, EMONTH	DK, RF, NA	n/a not displayed	XSMONTH, XEMONTH = 99
SDAY, EDAY	1 – 31	not displayed	XSDAY, XEDAY = 1 – 31
SDAY, EDAY	41. Beginning of the month	not displayed	XSDAY, XEDAY = 5
SDAY, EDAY	42. Middle of the month	not displayed	XSDAY, XEDAY = 15
SDAY, EDAY	43. End of the month	not displayed	XSDAY, XEDAY = 25
SDAY, EDAY	DK, RF, NA	not displayed	XSDAY, XEDAY = 1

Section_BC[1..2].EmployEHC.Employment[1..10].TOTWKSJOB (0 – 52, 99)

Section_BC[1..2].EmployEHC.Employment[1..10].TOTWKSJOB2 (0 – 52, 99)

CALCULATIONS	TOTWKSJOB2	TOTWKSJOB
XSMONTH, XEMONTH =99	99	99
XSMONTH & XEMONTH = RESPONSE and...		
XSYEAR< P2YEAR & XEYEAR= CYEAR	52	52
XSYEAR< P2YEAR & XEYEAR= PYEAR	52	#WKS 1/1/PYR – XEM/XED/PYR
XSYEAR< P2YEAR & XEYEAR= P2YEAR	#WKS 1/1/P2YR – XEM/XED/P2YR	0
XSYEAR= P2YEAR & XEYEAR= CYEAR	#WKS XSM/XSD/P2YR – 12/31/P2YR	52
XSYEAR= P2YEAR & XEYEAR= PYEAR	#WKS XSM/XSD/P2YR – 12/31/P2YR	#WKS 1/1/PYR – XEM/XED/PYR
XSYEAR= P2YEAR & XEYEAR= P2YEAR	#WKS XSM/XSD/P2YR – XEM/XED/P2YR	0
XSYEAR= PYEAR & XEYEAR= CYEAR	0	52
XSYEAR= PYEAR & XEYEAR= PYEAR	0	#WKS XSM/XSD/PYR – XEM/XED/PYR
XSYEAR= CYEAR & XEYEAR= CYEAR	0	0

Section_BC[1..2].EmployEHC1.PYTOTWKS (0 – 52, 99)

- Establish which weeks 1-52 were worked by each job in PYEAR
- Count the number of weeks worked by more than one job in PYEAR (concurrent)
- Count the number of weeks worked by just one job in PYEAR (unique)
- Add #concurrent weeks + #unique weeks in PYEAR = PYTOTWKS

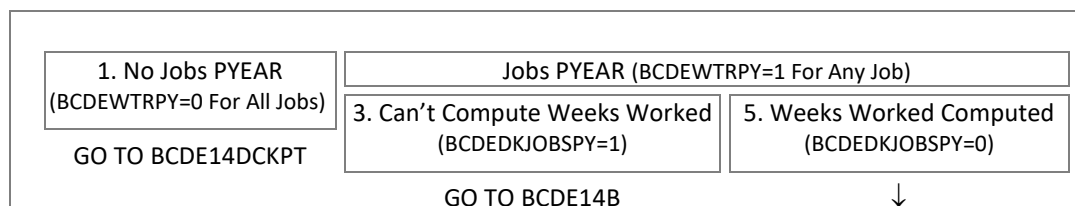
Section_BC[1..2].EmployEHC1.P2YTOTWKS (0 – 52, 99)

- Establish which weeks 1-52 were worked by each job in P2YEAR
- Count the number of weeks worked by more than one job in P2YEAR (concurrent)
- Count the number of weeks worked by just one job in P2YEAR (unique)
- Add #concurrent weeks + #unique weeks worked in P2YEAR = P2YTOTWKS

PYear Weeks Worked & Hours per Week Worked

BCDEDKJOBSPY. Whether the number of weeks worked in PYEAR can be computed based on start and end dates of jobs.
 BCDEDKJOBSPY=1 if PYEAR number of weeks worked cannot be computed.
 If BCDEDKJOBSPY=1 then BCDE14ACKPt=3/Can't Compute Weeks.

BCDE14ACKPT. CAI Checkpoint: Whether Had Job in PYEAR



BCDE14A. (CATI) [CYNAMF] [CYNAML]: [CYAQRTH], [CYFUHU], Age [AGEIWDAT] [(Respondent)]

From the information you have given me on [2 JOBS: both of / >2 JOBS: all of] [your / [REFERENCE PERSON]'s / [SPOUSE-PARTNER]'s] [1 JOB: job / 2+ JOBS: jobs], [you were / he was / she was] employed approximately [PYTOTWKS] out of 52 weeks in [PYEAR]. Does this sound correct?

1. Yes → GO TO BCDE14BB 5. No

GO TO BCDE14B

(WEB) From the information you have given me on [2 JOBS: both of / >2 JOBS: all of] [your / [REFERENCE PERSON]'s / [SPOUSE-PARTNER]'s] [1 JOB: job / 2+ JOBS: jobs], [you were / he was / she was] employed approximately [PYTOTWKS] out of 52 weeks in [PYEAR]. Does this sound correct?

1. Yes → GO TO BCDE14BB 5. No

GO TO BCDE14B

BCDE14B. (CATI) [CYNAMF] [CYNAML]: [CYAQRTH], [CYFUHU], Age [AGEIWDAT] [(Respondent)]

Thinking about [your / [REFERENCE PERSON]'s / [SPOUSE-PARTNER]'s] work in [PYEAR], how many weeks did [you / he / she] actually work on [all of] [your / his / her] [job / jobs] in [PYEAR], not counting time off for vacations, sick time, unemployment, etc.?

0 → GO TO BCDE14C 1 – 52 DK/RF

GO TO BCDE14BB

(WEB) Thinking about [your / [REFERENCE PERSON]'s / [SPOUSE-PARTNER]'s] work in [PYEAR], how many weeks did [you / he / she] actually work on [all of] [your / his / her] [job / jobs] in [PYEAR], not counting time off for vacations, sick time, and unemployment?

0 → GO TO BCDE14C 1 – 52 Weeks NA

GO TO BCDE14BB

CHECK: Please enter a number from 0 to 52.

BCDE14BB. (CATI) [CYNAMF] [CYNAML]: [CYAQRTH], [CYFUHU], Age [AGEIWDAT] [(Respondent)]

On average, how many hours a week did [you / he / she] work on [all of] [your / his / her] [job / jobs] during [PYEAR]?

- ROUND DOWN for fractions less than ½ (0.5)
- ROUND UP for fractions ½ (0.5) or more

→ GO TO BCDE14DCKPT

GO TO BCDE4B3

(WEB) On average, how many hours per week did [you / he / she] work on [all of] [your / his / her] [job / jobs] during [PYEAR]?

Hours per week → GO TO BCDE14DCKPT

GO TO BCDE14B3

CHECK: Please enter a number from 1 to 112.

BCDE14B3. (CATI) [CYNAMF] [CYNAML]: [CYAQRTH], [CYFUHU], Age [AGEIWDAT] [(Respondent)]

Did [you / he / she] work any overtime which isn't included in that?

→ GO TO BCDE14DCKPT

GO TO BCDE14B4

(WEB) Did [you / he / she] work any overtime which is NOT included in that?

→ GO TO BCDE14DCKPT

GO TO BCDE14B4

BCDE14B4, BCDE14B4PER. (CATI) [CYNAMF] [CYNAML]: [CYAQRTH], [CYFUHU], Age [AGEIWDAT] [(Respondent)]

How many hours did that overtime amount to (on [all of] [your / his / her] [job / jobs] in [PYEAR])?

- ENTER amount here, then SELECT unit of time on next screen (Week, Two weeks, Month, Year)
- ROUND DOWN for fractions less than ½ (0.5)
- ROUND UP for fractions ½ (0.5) or more

→ GO TO BCDE14DCKPT

↓

The amount entered is: [BCDE14B4] per ____

- SELECT the unit of time below

GO TO BCDE14DCKPT

(WEB) How many hours did that overtime amount to on [all of] [your / his / her] [job / jobs] in [PYEAR]?

Hours per

CHECK: Please enter a number from 1 to 3760.

SIGNAL: Please select a unit of time.

GO TO BCDE14DCKPT

BCDE14C. (CATI) [CYNAMF] [CYNAML]: [CYAQRTH], [CYFUHU], Age [AGEIWDAT] [(Respondent)]
 IWER: The EHC indicates that [(REFERENCE PERSON) / [SPOUSE-PARTNER]] had a job in [PYEAR], but
 BCDE14B is '00' for total weeks worked in [PYEAR]. Please explain why.

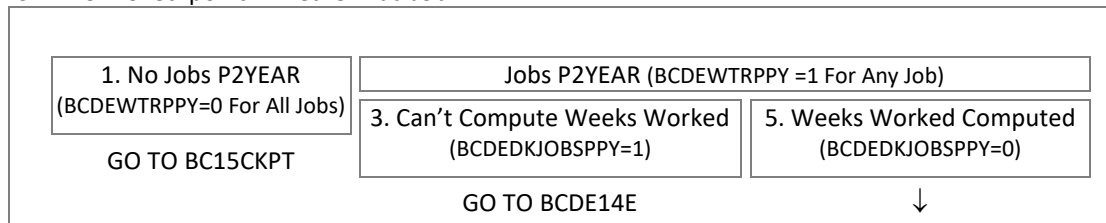
String 500

(WEB) You reported that [you were / [REFERENCE PERSON] was / [SPOUSE-PARTNER] was] employed in
 [PYEAR], but worked a total of 0 weeks. Could you please tell us more about that?

String 500

BCDEDKJOBSPPY. Whether the number of weeks worked in P2YEAR can be computed based on start and end dates of jobs.
 BCDEDKJOBSPPY=1 if P2YEAR number of weeks worked cannot be computed.
 If BCDEDKJOBSPPY=1 then BCDE14DCKPt=3/ Can't Compute Weeks.

BCDE14DCKPT. CAI Checkpoint: Whether Had Job in P2YEAR



P2Year Weeks Worked & Hours per Week Worked

BCDE14D. (CATI) [CYNAMF] [CYNAML]: [CYAQRTH], [CYFUHU], Age [AGEIWDAT] [(Respondent)]

For the year before last, [P2YEAR], from the information you have given me on [both of / all of] [your /
 [REFERENCE PERSON]'s / [SPOUSE-PARTNER]'s] [job / jobs], [you were / he was / she was] employed
 approximately [P2YTOTWKS] out of 52 weeks in [P2YEAR]. Does this sound correct?

1. Yes → GO TO BCDE14EE

5. No

GO TO BCDE14E

(WEB) For the year before last, [P2YEAR], from the information you have given me on [both of / all of] [your /
 [REFERENCE PERSON]'s / [SPOUSE-PARTNER]'s] [job / jobs], [you were / he was / she was] employed
 approximately [P2YTOTWKS] out of 52 weeks in [P2YEAR]. Does this sound correct?

1. Yes → GO TO BCDE14EE

5. No

GO TO BCDE14E

BCDE14E. (CATI) [CYNAMF] [CYNAML]: [CYAQRTH], [CYFUHU], Age [AGEIWDAT] [(Respondent)]

Thinking about [your / [REFERENCE PERSON]'s / [SPOUSE-PARTNER]'s] work in [P2YEAR], how many
 weeks did [you / he / she] actually work on [all of] [your / his / her] [job / jobs] in [PYEAR], not counting
 time off for vacations, sick time, unemployment, etc.?

0 → GO TO BCDE14F

1 – 52

DK/RF

GO TO BCDE14EE

(WEB) Thinking about [your / [REFERENCE PERSON]'s / [SPOUSE-PARTNER]'s] work in [P2YEAR], how many
 weeks did [you / he / she] actually work on [all of] [your / his / her] [job / jobs] in [P2YEAR], not counting
 time off for vacations, sick time, and unemployment?

0 → GO TO BCDE14F

1 – 52

Weeks NA

GO TO BCDE14EE

CHECK: Please enter a number from 0 to 52.

BCDE14EE. (CATI) [CYNAMF] [CYNAML]: [CYAQRTH], [CYFUHU], Age [AGEIWDAT] [(Respondent)]

On average, how many hours a week did [you / he / she] work on [all of] [your / his / her] [job / jobs] during [P2YEAR]?

- ROUND DOWN for fractions less than ½ (0.5)
- ROUND UP for fractions ½ (0.5) or more

→ GO TO END EMPLOYEHC1

(WEB) On average, how many hours per week did [you / he / she] work on [all of] [your / his / her] [job / jobs] during [P2YEAR]?

Hours per week → GO TO END EMPLOYEHC1

CHECK: Please enter a number from 1 to 112.

BCDE14F. (CATI) [CYNAMF] [CYNAML]: [CYAQRTH], [CYFUHU], Age [AGEIWDAT] [(Respondent)]

IWER: The EHC indicates that [[REFERENCE PERSON] / [SPOUSE-PARTNER]] had a job in [P2YEAR], but BCDE14E is '00' for total weeks worked in [P2YEAR]. Please explain why.

(WEB) You reported that [you were / [REFERENCE PERSON] was / [SPOUSE-PARTNER] was] employed in [P2YEAR], but worked a total of 0 weeks. Could you please tell us more about that?

End EMPLOYEHC1

EMPLOYMENT & JOB INDICATORS		
SECTION_BC[1..2]		
BCWTRWRK	0, 1	1=Working now or worked since 1/1/P2YEAR
BCDKJobsP1Year	0, 1	1=PYEAR Weeks worked is unknown
BCDKJobsP2Year	0, 1	1=P2YEAR Weeks worked is unknown
BCDKHours	0, 1	
BCJobCount	0-10	Total jobs since 1/1/P2YEAR
BCCurCount	0-10	Total current jobs
BCMostRecCount	0-10	Total recent jobs
SECTION_BC[1..2].EMPLOYEHC		
PYTOTWKS	0-52, 99	PYEAR Total weeks worked across all jobs
P2YTOTWKS	0-52, 99	P2YEAR Total weeks worked across all jobs
MostRecentCountJob	0-10	Total recent jobs
CurrentCountJob	0-10	Total current jobs
EmployCount	0-10	Total jobs since 1/1/P2YEAR
BCDEWTRPYCount	0-10	PYEAR Total jobs
BCDEWTRPPYCount	0-10	P2YEAR Total jobs
BCDEDKJOBSPPY	0, 1	1=P2YEAR Weeks worked cannot be computed using job start/end dates
BCDEDKJOBSPY	0, 1	1=PYEAR Weeks worked cannot be computed using job start/end dates
BCDEDKJOBSP2Yr	0, 1	1=P2YEAR Weeks worked not reported (BCDE14E=0, DK, RF, NA)
BCDEDKHoursP2Yr	0, 1	1=P2YEAR Hours per week worked not reported (BCDE14E=0, or BCDE14EE=DK, RF, NA)
BCDEDKJOBSP1Yr	0, 1	1=PYEAR Weeks worked not reported (BCDE14B=0, DK, RF, NA)
BCDEDKHoursP1Yr	0, 1	1=PYEAR Hours per week worked not reported (BCDE14B=0, or BCDE14BB=DK, RF, NA)
BCDEDKOtP1Yr	0, 1	1=PYEAR OT hours not reported (BCDE14B=0, or BCDE14BB, BCDE14B3 or BCDE14B4=DK, RF, NA)
SECTION_BC[1..2].EMPLOYEHC.EMPLOYMENT[1..10]		
AQSN	1 - 24	AQSN of FU member
JobNum	1-10	Which job
TOTWKSJOB	0-52, 99	PYEAR Weeks this job worked
TOTWKSJOB2	0-52, 99	P2YEAR Weeks this job worked
WTRCY	0, 1	1=Worked this job in CYEAR
WTRPY	0, 1	1=Worked this job in PYEAR
WTRPPY	0, 1	1=Worked this job in P2YEAR
IsCurrent	0, 1	1=Job is current
IsMostRecent	0, 1	1=Job is most recent
SECTION_BC[1..2].BC18[1..10]		

AQSN	1-24	AQSN of FU member
JobNum	1-10	Which job
EmpName		Employer name
JobType	1, 2, 3	1=CMJ, 2=MRMJ, 3=Other Job
SameCMJPreload	1, 5	1=This job same CMJ as last wave; 5=This job is not same CMJ or is MRMJ, Other)
SECTION_BC[1..2].JOBS[1..10]		
AQSN	1-24	AQSN of FU member
BCJobNum	1-10	Which job
BCEmpName		Employer name
BCWTRP2Year	0, 1	1=Worked this job in P2YEAR
BCWTRP1Year	0, 1	1=Worked this job in PYEAR
BCWTRCYear	0, 1	1=Worked this job in CYEAR
BCCur	0, 1	1=Job is current
BCMostRec	0, 1	1=Job is most recent

Select CMJ or MRMJ

BC15CKPT. CAI Checkpoint: Number and Types of Job

Employers Reported (BCWTRWRK=1)				5. All Others
1. One Current Job	2. 2+ Current Jobs	3. One Most Recent Job	4. 2+ Most Recent Jobs	GO TO ENTRYBCCKPT
GO TO BC19CKPT	↓	GO TO BC19CKPT	GO TO BC17	

BC16. (CATI) [CYNAMF] [CYNAML]: [CYAQRTH], [CYFUHU], Age [AGEIWDAT] [(Respondent)]

You have just told me that [you are / [REFERENCE PERSON] is / [SPOUSE-PARTNER] is] working now for more than one employer. Which one of these jobs do you consider to be [your / his / her] main job?

- READ list of employers/jobs if needed
- [Ctrl-D] and [Ctrl-R] not allowed

1 – 10. [EMPLOYER]

(Assign BC18.JOBTYPE=CMJ for selected job)

GO TO BC19CKPT

(WEB) Which one of these jobs [do you / does [REFERENCE PERSON] / [SPOUSE-PARTNER]] consider to be [your / his / her] main job?

1 – 10. [[EMPLOYER] / Employer [1-10]]

(Assign BC18.JOBTYPE=CMJ for selected job)

GO TO BC19CKPT

CHECK for NA: In order for us to know which questions to ask you next, it is important to know this information. If you need assistance or prefer to continue the interview with an interviewer, please contact us at uofmsurvey@umich.edu or 1-866-796-5166.

BC17. (CATI) [CYNAME] [CYNAML]: [CYAQRTH], [CYFUHU], Age [AGEIWDAT] [(Respondent)]

You mentioned [#] jobs that ended at the same time. Which one of these jobs do you consider to have been [your / his / her] main job?

- READ list of employers/jobs if needed
- [Ctrl-D] and [Ctrl-R] not allowed

1 – 10. [EMPLOYER]

(Assign BC18.JOBTYPE=MRMJ for selected job)

(WEB) Which one of these jobs [do you / does [REFERENCE PERSON] / does [SPOUSE-PARTNER]] consider to have been [your / his / her] main job?

1 – 10. [[EMPLOYER] / Employer [1-10]]

(Assign BC18.JOBTYPE=MRMJ for selected job)

GO TO BC19CKPT

CHECK for NA: In order for us to know which questions to ask you next, it is important to know this information. If you need assistance or prefer to continue the interview with an interviewer, please contact us at uofmsurvey@umich.edu or 1-866-796-5166.

Individual Job Information

SECTION_BC[1..2].BCJOBS[1..10] [1]=Reference Person, [2]=Spouse-Partner; [1..10]=Which employer

BC19CKPT. CAI Checkpoint: Whether Worked This Job in PYEAR–CYEAR

1. Worked This Job PYEAR-CYEAR (BCWTRP1YEAR=1 or BCWTRCYEAR=1)	5. All Others → GO TO BC47CKPT
---	--------------------------------

↓

BC19BCKPT. CAI Checkpoint: Whether Eligible for Dependent Interviewing

1. Eligible: CMJ Same as Preloaded CMJ & Preloaded BCDE21A Valid (CMJ & REINT & SAME CMJ & SAME RP (SP) & NEWPRELOAD.BCDE21A=Response)	3. Ineligible: CMJ Not Same as Preloaded CMJ (CMJ & REINT & SAME RP (SP) - But Not Same CMJ)	4. Ineligible: CMJ Same as Preloaded CMJ but Preloaded BCDE21A Not Valid; or Different RP (SP); or Not Reinterview (a. CMJ & REINT & SAME CMJ & SAME RP (SP) - But NEWPRELOAD.BCDE21A<>Response b. CMJ & REINT - But Not Same RP (SP) c. CMJ - But Not REINT)	5. All Others GO TO BC20
--	--	--	-----------------------------

↓

GO TO BC21A

CMJ

REINT: Same CMJ; ALL OTHER IWS: n/a

BC19B. (CATI) [CYNAMF] [CYNAML]: [CYAQRTH], [CYFUHU], Age [AGEIWDAT] [(Respondent)]
EMPLOYER: [EMPLOYER] ([SMONTH/SYEAR] – [EMONTH/EYEAR])

At our last interview [PYIWDAT=RESPONSE: on [PYIWDAT] / ALL OTHERS: in [P2YEAR]], we recorded [your / [REFERENCE PERSON]'s / [SPOUSE-PARTNER]'s] job title at [EMPLOYER] ([SMONTH/SYEAR] – [EMONTH/EYEAR]) as [PRELOAD BCDE21A].

Is this [your / his / her] current job title?

1. Yes	NEWPRELOAD.BCDE20CODE<>Response → (Assign BC21A=NEWPRELOAD) GO TO BC20 NEWPRELOAD.BCDE20CODE=Response → (Assign BC21A & BC20CODE=NEWPRELOAD) GO TO BC21CKPT	5. No
		GO TO BC21A

(WEB) In [P2YEAR], [your / [REFERENCE PERSON]'s / [SPOUSE-PARTNER]'s] job title at [EMPLOYER / Employer [1-10]] was recorded as: [NEWPRELOAD.BCDE21A]

Is this [your / his / her] CURRENT job title?

1. Yes	NEWPRELOAD.BCDE20CODE<>Response → (Assign BC21A=NEWPRELOAD) GO TO BC20 NEWPRELOAD.BCDE20CODE=Response → (Assign BC21A & BC20CODE=NEWPRELOAD) GO TO BC21CKPT	5. No
		GO TO BC21A

CMJ

REINT: Same CMJ & BC19B<>Yes, or CMJ Not Same, or CMJ Ineligible; ALL OTHER IWS: CMJ

BC21A. (CATI) [CYNAMF] [CYNAML]: [CYAQRTH], [CYFUHU], Age [AGEIWDAT] [(Respondent)]
EMPLOYER: [EMPLOYER] ([SMONTH/SYEAR] – [EMONTH/EYEAR])

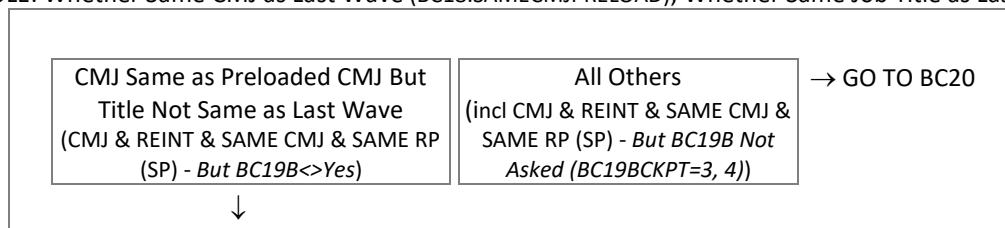
What is the official title of [your / [REFERENCE PERSON]'s / [SPOUSE-PARTNER]'s] job? (The title that [your / his / her] employer uses.)

String 200

(WEB) What is the official title of [your / [REFERENCE PERSON]'s / [SPOUSE-PARTNER]]'s job at [EMPLOYER / Employer [1-10]], that is, the title that [your / his / her] employer uses?

String 200

BC20 RULE: Whether Same CMJ as Last Wave (BC18.SAMECMJPRELOAD); Whether Same Job Title as Last Wave (BC19B)



CMJ

REINT: Same CMJ & BC19B<>Yes; ALL OTHER IWS: n/a

BC20CKPT. (CATI) [CYNAMF] [CYNAML]: [CYAQRTH], [CYFUHU], Age [AGEIWDATE] [(Respondent)]

EMPLOYER: [EMPLOYER] ([SMONTH/YEAR] – [EMONTH/EYEAR])

Interviewer Checkpoint: You entered that [[REFERENCE PERSON]'s / [SPOUSE-PARTNER]'s] job title for this job has changed from [PRELOAD BCDE21A] to [BC21A]. Did R mention that the sort of work [[REFERENCE PERSON] / [SPOUSE-PARTNER]] does - job duties and activities - are the same even though the job title has changed?

ASK R if needed: Are [your / [REFERENCE PERSON]'s / [SPOUSE-PARTNER]'s] duties and activities on your job with [EMPLOYER] the same even though [your / his / her] job title has changed?

1. Yes, job duties and activities are the same

5. No, job duties and activities are different

NEWPRELOAD.BCDE20CODE<>Response → GO TO BC20

GO TO BC20

NEWPRELOAD.BCDE20CODE=Response → (Assign
BC20CODE=NEWPRELOAD) GO TO BC21CKPT

(WEB) At [[EMPLOYER] / Employer [1-10]], is the sort of work [you do / [REFERENCE PERSON] does / [SPOUSE-PARTNER] does] – job duties and activities – the same even though [your / his / her] job title has changed?

1. Yes, job duties and activities are the same

5. No, job duties and activities are different

NEWPRELOAD.BCDE20CODE<>Response → GO TO BC20

GO TO BC20

NEWPRELOAD.BCDE20CODE=Response → (Assign
BC20CODE=NEWPRELOAD) GO TO BC21CKPT

ALL JOBS PY-CY

REINT: Same CMJ/Title Not Same, or CMJ Not Same, or CMJ Inel, or PY-CY MRMJ/Other; ALL OTHER IWS: CMJ or PY-CY MRMJ/Other

BC20. (CATI) [CYNAMF] [CYNAML]: [CYAQRTH], [CYFUHU], Age [AGEIWDATE] [(Respondent)]

EMPLOYER: [EMPLOYER] ([SMONTH/YEAR] – [EMONTH/EYEAR])

((And) the job with [EMPLOYER] ([SMONTH/YEAR] – [EMONTH/EYEAR]),...)

In [your / his / her] work for [EMPLOYER] ([SMONTH/YEAR] – [EMONTH/EYEAR]), [CMJ: what is [your / [REFERENCE PERSON]'s / [SPOUSE-PARTNER]'s] occupation? What sort of work [do you / does he / does she] do? What are [your / his / her] most important activities or duties? / MRMJ: what was [your / [REFERENCE PERSON]'s / [SPOUSE-PARTNER]'s] occupation? What sort of work did [you / he / she] do? What were [your / his / her] most important activities or duties? / OTHER JOB: what sort of work [CURRENT: [do you / does he / does she] do / NOT CURRENT: did [you / he / she] do?]

- [CMJ, MRMJ: PROBE up to 3 times if needed]

- [MRMJ: If needed, PROBE for most recent occupation at this employer]

- [OTHER JOB: DO NOT PROBE]

Open End → GO TO BC21CKPT

(WEB) In [your / his / her] work for [[EMPLOYER] / Employer [1-10]], what [CMJ: is / MRMJ: was] [your / [REFERENCE PERSON/ SPOUSE-PARTNER]'s] occupation [MRMJ: when [you / he / she] left that employer]?

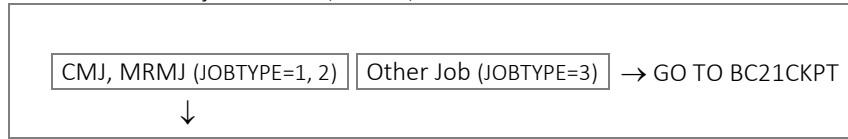
Open End

GO TO BC20A

BC20A. (WEB ONLY) In [your / his / her] work for [[EMPLOYER] / Employer [1-10]], what sort of work [CMJ: do / MRMJ: did] [you / [REFERENCE PERSON] / [SPOUSE-PARTNER]] do?

Open End

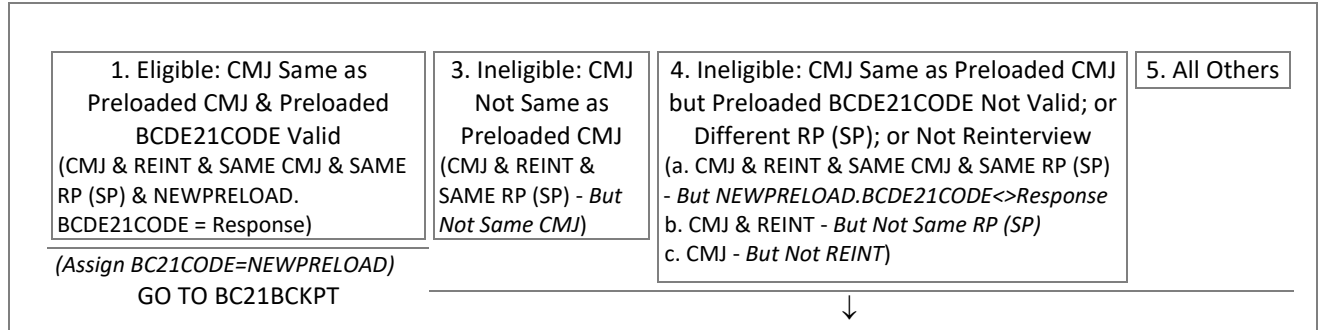
BC20B RULE: Whether this job is a CMJ, MRMJ, or Other



BC20B. (WEB ONLY) In [your / his / her] work for [[EMPLOYER] / Employer [1-10]], what [CMJ: are / MRMJ: were] [your / [REFERENCE PERSON]'s / [SPOUSE-PARTNER]'s] most important activities or duties?

Open End

BC21CKPT. CAI Checkpoint: Whether Eligible for Dependent Interviewing



ALL JOBS PY-CY

REINT: CMJ Not Same, or CMJ Ineligible, or PY-CY MRMJ/Other; ALL OTHER IWS: CMJ, or PY-CY MRMJ/Other

BC21. (CATI) [CYNAMF] [CYNAML]: [CYAQRTH], [CYFUHU], Age [AGEIWDAT] [(Respondent)]

EMPLOYER: [EMPLOYER] ([SMONTH/SYEAR] – [EMONTH/EYEAR])

((And) the job with [EMPLOYER] ([SMONTH/SYEAR] – [EMONTH/EYEAR]),...)

What kind of business or industry [CMJ: is / MRMJ: was] that in?

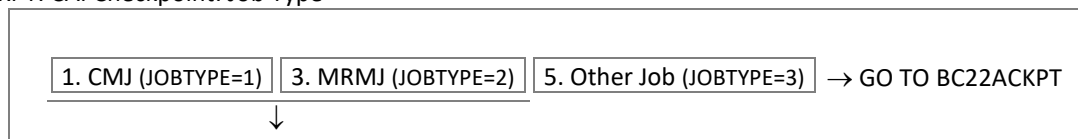
- [JOBTYPE=OTHER: DO NOT PROBE]

Open End

(WEB) What kind of business or industry [CMJ: is / MRMJ: was] that in at [[EMPLOYER] / Employer [1-10]]?

Open End

BC21BCKPT. CAI Checkpoint: Job Type



CMJ or PY-CY MRMJ

BC21B1. (CATI) [CYNAMF] [CYNAML]: [CYAQRTH], [CYFUHU], Age [AGEIWDAT] [(Respondent)]

EMPLOYER: [EMPLOYER] ([SMONTH/YEAR] – [EMONTH/EYEAR])

[CMJ: Do / MRMJ: Did] [you / [REFERENCE PERSON] / [SPOUSE-PARTNER]] commute to work, [CMJ: do / MRMJ: did] [you / he / she] work from home, or both?

1. Commute to work only	2. Work from home only	3. Both commute and work from home	DK/RF
-------------------------	------------------------	------------------------------------	-------

GO TO BC21B

GO TO BC22ACKPT

GO TO BC21B2

(WEB) For [your / his / her] job at [[EMPLOYER] / Employer [1-10]], [CMJ: do / MRMJ: did] [you / [REFERENCE PERSON] / [SPOUSE-PARTNER]]...?

1. Commute to work only	2. Work from home only	3. Both commute and work from home	NA
-------------------------	------------------------	------------------------------------	----

GO TO BC21B

GO TO BC22ACKPT

GO TO BC21B2

BC21B2. (CATI) [CYNAMF] [CYNAML]: [CYAQRTH], [CYFUHU], Age [AGEIWDAT] [(Respondent)]

EMPLOYER: [EMPLOYER] ([SMONTH/YEAR] – [EMONTH/EYEAR])

In a typical week, about how much of [your / his / her] work time [CMJ: is / MRMJ: was] spent working from home? Would you say more than half, about half, or less than half?

1. More than half	2. About half	3. Less than half
-------------------	---------------	-------------------

(WEB) In a typical week, about how much of [your / his / her] work time [CMJ: is / MRMJ: was] spent working from home?

1. More than half	2. About half	3. Less than half
-------------------	---------------	-------------------

BC21B. (CATI) [CYNAMF] [CYNAML]: [CYAQRTH], [CYFUHU], Age [AGEIWDAT] [(Respondent)]

EMPLOYER: [EMPLOYER] ([SMONTH/YEAR] – [EMONTH/EYEAR])

On a typical day, [BC21B1=BOTH: when [you / he / she] [CMJ: commute[s] / MRMJ: commuted] to work,] how many minutes [CMJ: is / MRMJ: was] [your / his / her] round trip commute to and from work?

• If necessary, PROBE: Please estimate [your / his / her] typical commute

1 – 900

(WEB) On a TYPICAL DAY, [BC21B1=BOTH: when [you / he / she] [CMJ: COMMUTE[S] / MRMJ: COMMUTED] to work,] how many minutes [CMJ: is / MRMJ: was] [your / [REFERENCE PERSON]'s / [SPOUSE-PARTNER]'s] ROUND-TRIP commute to and from [[EMPLOYER] / Employer [1-10]]?

If [you do / he does / she does] not work at the same location every day, please estimate [your / his / her] typical round-trip commute.

1 – 900

 Minutes

CHECK: Please enter a number from 1 to 900.

BC22ACKPT. CAI Checkpoint: Whether Eligible for Dependent Interviewing

1. Eligible: CMJ Same as Preloaded CMJ & Preloaded BCDE22=SomeOne Else (CMJ & REINT & SAME CMJ & SAME RP (SP) & NEWPRELOAD. BCDE22=1) (Assign BC22=NEWPRELOAD) GO TO BC24CKPT	3. Ineligible: CMJ Not Same as Preloaded CMJ (CMJ & REINT & SAME RP (SP) - But Not Same CMJ)	4. Ineligible: CMJ Same as Preloaded CMJ but Preloaded BCDE22<>SomeOne Else; or Different RP (SP); or Not Reinterview (a. CMJ & REINT & SAME CMJ & SAME RP (SP) - But NEWPRELOAD.BCDE22<>1 b. CMJ & REINT - But Not Same RP (SP) c. CMJ - But Not REINT)	5. All Others
---	--	--	---------------

↓

ALL JOBS PY-CY

REINT: CMJ Not Same, or CMJ Ineligible, or PY-CY MRMJ/Other; ALL OTHER IWS: CMJ, or PY-CY MRMJ/Other

BC22. (CATI) [CYNAMF] [CYNAML]: [CYAQRTH], [CYFUHU], Age [AGEIWDAT] [(Respondent)]

EMPLOYER: [EMPLOYER] ([SMONTH/YEAR] – [EMONTH/EYEAR])

[[Are / Were] you] / [Is / Was] [REFERENCE PERSON] / [SPOUSE-PARTNER]] self-employed, [[are / were] you / [is / was] he / [is / was] she] employed by someone else, or what?

1. Someone else only 2. Both someone else and self 3. Self-employed only DK/RF → GO TO BC25ACKPT

GO TO BC24CKPT

GO TO BC23

(WEB) At [[EMPLOYER] / Employer [1-10]], [[are / were] you / [is / was] [REFERENCE PERSON] / [SPOUSE-PARTNER]]...?

1. Employed only by someone else

2. Employed both by someone else and
[yourself / himself / herself] (self-employed)

3. Self-employed only

NA

GO TO BC24CKPT

GO TO BC23

GO TO
BC24A

BC23. (CATI) [CYNAMF] [CYNAML]: [CYAQRTH], [CYFUHU], Age [AGEIWDAT] [(Respondent)]

EMPLOYER: [EMPLOYER] ([SMONTH/YEAR] – [EMONTH/EYEAR])

[Is / Was] that an unincorporated business or a corporation?

1. Unincorporated

2. Corporation

GO TO BC24A

(WEB) Is [[EMPLOYER] / Employer [1-10]] an unincorporated business or a corporation?

1. Unincorporated

2. Corporation

GO TO BC24A

BC24CKPT. CAI Checkpoint: Whether Eligible for Dependent Interviewing

1. Eligible: CMJ Same as
Preloaded CMJ & Preloaded
BCDE22=Someone Else Only &
Preloaded BCDE24 Valid
(CMJ & REINT & SAME CMJ &
SAME RP (SP) &
NEWPRELOAD.BCDE22=1 &
NEWPRELOAD.BCDE24=Response)

(Assign BC24=NEWPRELOAD)

GO TO BC24A

3. Ineligible: CMJ
Not Same as
Preloaded CMJ &
BC22=Someone Else
Only
(CMJ & REINT & SAME
RP (SP) & BC22=1 -
But Not Same CMJ)

4. Ineligible: CMJ Same as Preloaded CMJ &
(Preloaded BCDE22=Someone Else Only but
Preloaded BCDE24 Not Valid; or Preloaded
BCDE22<>Someone Else Only &
BC22=Someone Else Only); or Different RP (SP)
& BC22=Someone Else Only; or Not
Reinterview & BC22=Someone Else Only
(a. CMJ & REINT & SAME CMJ & SAME RP (SP) &
NEWPRELOAD.BCDE22=1 - But
NEWPRELOAD.BCDE24<>Response
b. CMJ & REINT & SAME CMJ & SAME RP (SP) &
BC22=1 - But NEWPRELOAD.BCDE22<>1
c. CMJ & REINT & BC22=1 - But Not Same RP (SP)
d. CMJ & BC22=1 - But Not REINT)

5. All Others



ALL JOBS PY-CY and BC22=Someone Else Only

REINT: CMJ Not Same, or CMJ Ineligible, or PY-CY MRMJ/Other; ALL OTHER IWS: CMJ, or PY-CY MRMJ/Other

BC24. (CATI) [CYNAMF] [CYNAML]: [CYAQRTH], [CYFUHU], Age [AGEIWDAT] [(Respondent)]

EMPLOYER: [EMPLOYER] ([SMONTH/SYEAR] – [EMONTH/EYEAR])

[[Do / Did] you / [Does / Did] [REFERENCE PERSON] / [SPOUSE-PARTNER]] work for the government or a private company?

- IF R says government PROBE: Is that the federal, state, or local government?

1. Federal government 2. State government 3. Local government 4. Private non-government
7. Other-specify (BC24SPEC. Specify. (String 100))

(WEB) At [[EMPLOYER] / Employer [1-10]], [[do / did] you / [does / did] [REFERENCE PERSON] / [SPOUSE-PARTNER]] work for...?

1. The federal government 2. A state government 3. A local government 4. A private company
7. Other - Please specify: (BC24SPEC)

BC24A. (CATI) [CYNAMF] [CYNAML]: [CYAQRTH], [CYFUHU], Age [AGEIWDAT] [(Respondent)]

EMPLOYER: [EMPLOYER] ([SMONTH/SYEAR] – [EMONTH/EYEAR])

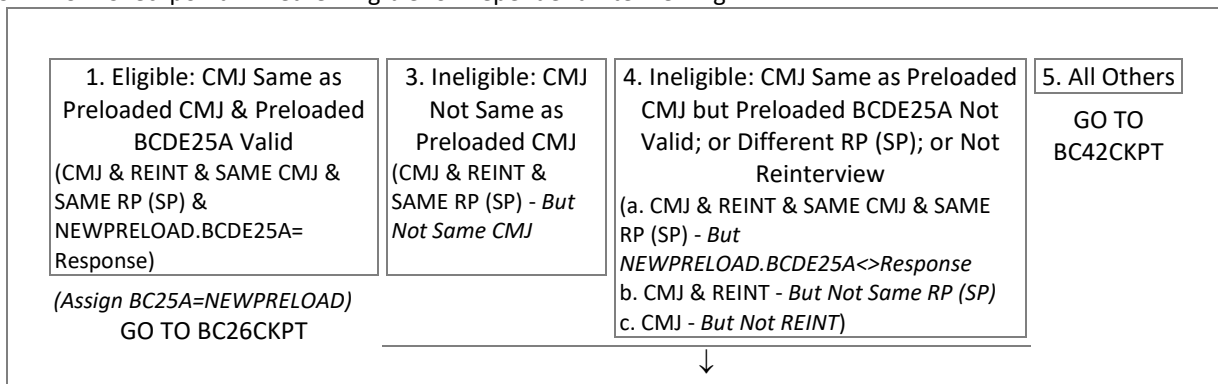
Some employers try to restrict what their employees can do after they leave their job. In this job, did [you / [REFERENCE PERSON] / [SPOUSE-PARTNER]] agree that if [you / he / she] [CMJ: leave / All Others: left] [your/his/her] employer, [you / he / she] [CMJ: will / All Others: would] not start or join a competing business? This is often called a non-compete agreement.

1. Yes 5. No

(WEB) Some employers try to restrict what their employees can do after they leave their job. In this job, did [you / [REFERENCE PERSON] / [SPOUSE-PARTNER]] agree that if [you / he / she] [CMJ: leave / All Others: left] your employer, [you / he / she] [CMJ: will / All Others: would] not start or join a competing business? This is often called a non-compete agreement.

1. Yes 5. No

BC25ACKPT. CAI Checkpoint: Whether Eligible for Dependent Interviewing



CMJ

REINT: CMJ Not Same, or CMJ Ineligible; ALL OTHER IWS: CMJ

BC25A. (CATI) [CYNAMF] [CYNAML]: [CYAQRTH], [CYFUHU], Age [AGEIWDAT] [(Respondent)]

EMPLOYER: [EMPLOYER] ([SMONTH/SYEAR] – [EMONTH/EYEAR])

Including [yourself / [REFERENCE PERSON] / [SPOUSE-PARTNER]], about how many people are employed [BC22=SOMEONE ELSE ONLY: (by [[EMPLOYER] ([SMONTH/SYEAR] – [EMONTH/EYEAR])]] at the location where [you work / [REFERENCE PERSON] works / [SPOUSE-PARTNER] works]?

 → GO TO BC26CKPT → GO TO BC25B

(WEB) Including [yourself / himself / herself], about how many people are employed by [[EMPLOYER] / Employer [1-10]] at the location where [you work / [REFERENCE PERSON] works / [SPOUSE-PARTNER] works]?

 Number of employees → GO TO BC25B_BC25F

GO TO BC26CKPT

CHECK: Please enter a number from 1 to 999999997.

BC25B. (CATI ONLY) Are there 200 or more?



BC25E. (CATI ONLY) 500 or more?



GO TO BC26CKPT

→ GO TO BC26CKPT



BC25C. (CATI ONLY) 100 or more?

GO TO BC26CKPT

GO TO BC26CKPT

GO TO BC26CKPT

BC25F. (CATI ONLY) 1000 or more?

GO TO BC26CKPT

BC25D. (CATI ONLY) 50 or more?

GO TO BC26CKPT

BC25BBC25F_W. (WEB ONLY) What is your best estimate?

BC26CKPT. CAI Checkpoint: Whether Eligible for Dependent Interviewing

<p>1. Eligible: CMJ Same as Preloaded CMJ & Preloaded BCDE22=Someone Else Only & Title Same as Last Wave & Preloaded BCDE26/BCDE27 Valid (CMJ & REINT & SAME CMJ & SAME RP (SP) & BC19B=Yes & NEWPRELOAD.BCDE22=Someone Else Only & NEWPRELOAD.BCDE26=Response & NEWPRELOAD.BCDE27=Response)</p>	<p>2. Ineligible: CMJ Same as Preloaded CMJ Wave & Preloaded BCDE22=Someone Else Only & Title Not Same as Last Wave (CMJ & REINT & SAME CMJ & SAME RP (SP) & BC22=1 - But BC19B<>Yes)</p> <p>3. Ineligible: Not Same as Preloaded CMJ (CMJ & REINT & SAME RP (SP) & BC22=1 - But Not Same CMJ)</p>	<p>4. Ineligible: CMJ Same as Preloaded CMJ & (Preloaded BC22=Someone Else Only but Preloaded BCDE26/BCDE27 Not Valid; or Preloaded BCDE22<>Someone Else Only & BC22=Someone Else Only); or Different RP (SP) & BC22=Someone Else Only; or Not Reinterview & BC22=Someone Else Only (a. CMJ & REINT & SAME CMJ & SAME RP (SP) & BC19B=Yes & NEWPRELOAD.BCDE22=1 - But NEWPRELOAD.BCDE26<>Response or NEWPRELOAD.BCDE27<>Response b. CMJ & REINT & SAME CMJ & SAME RP (SP) & BC19B=Yes & BC22=1 - But NEWPRELOAD.BCDE22<>1 c. CMJ & REINT & BC22=1 - But Not Same RP (SP) d. CMJ & BC22=1 - But Not REINT</p>	<p>5. All Others GO TO BC28</p>
<p>(Assign BC26 & BC27 =NEWPRELOAD) GO TO BC28A</p>		<p>↓</p>	

CMJ and BC22=Someone Else Only

REINT: Same CMJ & Title Not Same, or CMJ Not Same, or CMJ Ineligible; ALL OTHER IWS: CMJ

BC26. (CATI) [CYNAMF] [CYNAML]: [CYAQRTH], [CYFUHU], Age [AGEIWDAT] [EMPLOYER: [BC EMPLOYER] ([SMONTH/YEAR] – [EMONTH/EYEAR])

Is [your / his / her] current job covered by a union contract?

☐ 1. Yes ☐ 5. No → GO TO BC28A

GO TO BC27

(WEB) Is [your / [REFERENCE PERSON]'s / [SPOUSE-PARTNER]'s] current job at [[EMPLOYER] / Employer [1-10]] covered by a union contract?

☐ 1. Yes ☐ 5. No → GO TO BC28A

GO TO BC27

BC27. (CATI) [CYNAMF] [CYNAML]: [CYAQRTH], [CYFUHU], Age [AGEIWDAT] [(Respondent)]

EMPLOYER: [EMPLOYER] ([SMONTH/YEAR] – [EMONTH/EYEAR])

[Do you / Does [REFERENCE PERSON] / Does [SPOUSE-PARTNER]] belong to that labor union?

☐ 1. Yes ☐ 5. No

GO TO BC28A

(WEB) [Do you / Does [REFERENCE PERSON] / Does [SPOUSE-PARTNER]] belong to that labor union?

☐ 1. Yes ☐ 5. No

GO TO BC28A

CMJ and BC22<>Someone Else Only

BC28. (CATI) [CYNAMF] [CYNAML]: [CYAQRTH], [CYFUHU], Age [AGEIWDAT] [(Respondent)]

EMPLOYER: [EMPLOYER] ([SMONTH/YEAR] – [EMONTH/EYEAR])

Interviewer Checkpoint:

Is [[REFERENCE PERSON] / [SPOUSE-PARTNER]] a farmer or rancher?

- Ask R only if you are unclear about the answer.

☐ 1. Yes ☐ 5. No

(WEB) [Are you / Is [REFERENCE PERSON] / Is [SPOUSE-PARTNER]] a farmer or rancher at [[EMPLOYER] / Employer [1-10]]?

☐ 1. Yes ☐ 5. No
CMJ

BC28A. (CATI) [CYNAMF] [CYNAML]: [CYAQRTH], [CYFUHU], Age [AGEIWDAT] [(Respondent)]

EMPLOYER: [EMPLOYER] ([SMONTH/YEAR] – [EMONTH/EYEAR])

And would you say [your / his / her] work requires the use of a computer - All of the time, Most of the time, Some of the time, or None of the time?
☐ 1. All of the time ☐ 2. Most of the time ☐ 3. Some of the time ☐ 4. None of the time

(WEB) At [[EMPLOYER] / Employer [1-10]], how often does [your / [REFERENCE PERSON/ SPOUSE-PARTNER]]'s work require the use of a computer?

☐ 1. All of the time ☐ 2. Most of the time ☐ 3. Some of the time ☐ 4. None of the time
CMJ

BC29. (CATI) [CYNAMF] [CYNAML]: [CYAQRTH], [CYFUHU], Age [AGEIWDAT] [(Respondent)]

EMPLOYER: [EMPLOYER] ([SMONTH/YEAR] – [EMONTH/EYEAR])

On [your / his / her] main job for [EMPLOYER] ([SMONTH/YEAR] – [EMONTH/EYEAR]), [are you / is [REFERENCE PERSON] / is [SPOUSE-PARTNER]] salaried, paid by the hour, or what?

☐ 1. Salaried ☐ 2. Salary + commission or bonus ☐ 3. Paid by hour ☐ 4. Hourly + tips ☐ 7. Other ☐ DK/RF → GO TO BC39ACKPT

GO TO BC30

☐ 6. Hourly + commission or bonus GO TO BC38

GO TO BC33

(WEB) On [your / his / her] main job for [[EMPLOYER] / Employer [1-10]], how [are you / is [REFERENCE PERSON] / is [SPOUSE-PARTNER]] paid?

☐ 1. Salary ☐ 2. Salary plus a commission or bonus ☐ 3. Paid by the hour ☐ 4. Hourly plus tips ☐ 7. Other ☐ NA → GO TO BC39ACKPT

GO TO BC30

☐ 6. Hourly plus a commission or bonus GO TO BC38

GO TO BC33

BC38. (CATI) [CYNAMF] [CYNAML]: [CYAQRTH], [CYFUHU], Age [AGEIWDAT] [(Respondent)]
EMPLOYER: [EMPLOYER] ([SMONTH/SYEAR] – [EMONTH/EYEAR])

How is that?

1. Piecework, hourly + piecework/ production	2. Commission
5. Self-employed, farmer, "profits" - draw on account	6. By the job/day/mile
7. Other-specify (BC38SPEC. Specify (String 500))	

(WEB) How [are you / is [REFERENCE PERSON] / is [SPOUSE-PARTNER]] paid on [your / his / her] main job at [[EMPLOYER] / Employer [1-10]]?

1. Piecework or hourly plus piecework	2. Commission
5. Self-employed, farmer, draw on profits	6. By the job, by the day, or by the mile
7. Other - Please specify: (BC38SPEC)	

BC39. (CATI) [CYNAMF] [CYNAML]: [CYAQRTH], [CYFUHU], Age [AGEIWDAT] [(Respondent)]
EMPLOYER: [EMPLOYER] ([SMONTH/SYEAR] – [EMONTH/EYEAR])

If [you / he / she] worked an extra hour, how much would [you / he / she] earn for that hour?

- PER hour

\$ 0.00 – 999,997.00 → GO TO BC39ACKPT

(WEB) At [[EMPLOYER] / Employer [1-10]], if [you / [REFERENCE PERSON] / [SPOUSE-PARTNER]] worked an extra hour, how much would [you / he / she] earn for that hour?

\$ 0.00 – 999,997.00 → GO TO BC39ACKPT

CHECK: Please enter a number from 0.0 to 999997.00.

CMJ: BC29=1. Salaried or 2. Salary + commission

BC30, BC30PER. (CATI) [CYNAMF] [CYNAML]: [CYAQRTH], [CYFUHU], Age [AGEIWDAT] [(Respondent)]
EMPLOYER: [EMPLOYER] ([SMONTH/SYEAR] – [EMONTH/EYEAR])

How much is [your / his / her] salary?

- ENTER amount here, then SELECT unit of time on next screen (Week, Two weeks, Month, Year)

\$ 1.00 – 9,999,997.00 DK/RF → GO TO BC31



- The salary amount entered is: [BC30] per ____
- SELECT the unit of time below

3. Week	4. Two weeks	5. Month	6. Year
7. Other-specify (BC30PERSPEC. Specify. (String 100))			

(WEB) How much is [your / [REFERENCE PERSON]'s / [SPOUSE-PARTNER]'s] salary at [[EMPLOYER] / Employer [1-10]]?

\$ 1.00 – 9,999,997.00 per 3. Week 4. Two weeks 5. Month 6. Year

CHECK: Please enter a number from 1.00 to 9999997.00.

7. Other - Please specify: (BC30PERSPEC)

SIGNAL: Please select a unit of time.

CMJ: BC29=1. Salaried or 2. Salary + commission + bonus

BC31. (CATI) [CYNAMF] [CYNAML]: [CYAQRTH], [CYFUHU], Age [AGEIWDAT] [(Respondent)]

EMPLOYER: [EMPLOYER] ([SMONTH/YEAR] – [EMONTH/EYEAR])

If [you / he / she] were to work more hours per week than usual, would [you / he / she] get paid for those extra hours of work?

1. Yes 5. No → GO TO BC35CKPT

GO TO BC32

(WEB) At [[EMPLOYER] / Employer [1-10]], if [you were / [REFERENCE PERSON] was / [SPOUSE-PARTNER] was] to work more hours per week than usual, would [you / he / she] get paid for those extra hours of work?

1. Yes 5. No → GO TO BC35CKPT

GO TO BC32

BC32. (CATI) [CYNAMF] [CYNAML]: [CYAQRTH], [CYFUHU], Age [AGEIWDAT] [(Respondent)]

EMPLOYER: [EMPLOYER] ([SMONTH/YEAR] – [EMONTH/EYEAR])

About how much would [you / he / she] make per hour for those extra hours?

- If needed: Would that be time and a half, double time, straight time, comp time or an exact amount?

1. Time and a half 2. Double time 3. Straight time 4. Comp time DK/RF 5. Exact amount-specify

GO TO BC35CKPT

GO TO BC32A

(WEB) About how much would [you / [REFERENCE PERSON] / [SPOUSE-PARTNER]] make per hour for those extra hours?

1. Time and a half 2. Double time 3. Straight time 4. Comp time NA 5. Exact amount

GO TO BC35CKPT

GO TO BC32A

BC32A, BC32APER. (CATI) [CYNAMF] [CYNAML]: [CYAQRTH], [CYFUHU], Age [AGEIWDAT]

[(Respondent)]

EMPLOYER: [EMPLOYER] ([SMONTH/YEAR] – [EMONTH/EYEAR])

- SPECIFY amount
- ENTER amount here, then SELECT unit of time on next screen (Hour, Day, Week, Two weeks, Month, Year)

\$ 1.00 – 9,999,997.00 DK/RF → GO TO BC35CKPT



- The amount entered is: [BC32A] per ____
- SELECT the unit of time below

1. Hour 2. Day 3. Week 4. Two weeks 5. Month 6. Year

7. Other-specify (BC32APERSPEC. Specify. (String 100))

GO TO BC35CKPT

(WEB) What is that amount?

\$ 1.00 – 9,999,997.00 per 1. Hour 2. Day 3. Week 4. Two weeks 5. Month 6. Year

CHECK: Please enter a number from 1.00 to 9999997.00.

7. Other - Please specify: (BC32APERSPEC)

SIGNAL: Please select a unit of time.

GO TO BC35CKPT

CMJ: BC29=3. Hourly or 4. Hourly + tips or Hourly + commission + bonus

BC33. (CATI) [CYNAMF] [CYNAML]: [CYAQRTH], [CYFUHU], Age [AGEIWDAT] [(Respondent)]

EMPLOYER: [EMPLOYER] ([SMONTH/YEAR] – [EMONTH/EYEAR])

What is [your / his / her] hourly wage rate for [your / his / her] regular work time?

- PER hour

\$ 1.00 – 997.00

(WEB) What is [your / [REFERENCE PERSON]'s / [SPOUSE-PARTNER]'s] hourly wage rate for [your / his / her] regular work time at [[EMPLOYER] / Employer [1-10]]?

\$ 1.00 – 997.00

CHECK: Please enter a number from 1.00 to 997.00.

CMJ: BC29=3. Hourly or 4. Hourly + tips or Hourly + commission + bonus

BC34. (CATI) [CYNAMF] [CYNAML]: [CYAQRTH], [CYFUHU], Age [AGEIWDAT] [(Respondent)]

EMPLOYER: [EMPLOYER] ([SMONTH/YEAR] – [EMONTH/EYEAR])

What is [your / his / her] hourly wage rate for overtime?

- ENTER all that apply
- ENTER Refusal [Ctrl-R] for “does not work overtime”, “does not get overtime pay”
- If R says “Straight time”, PROBE: Do you mean [you are / he is / she is] paid the same rate for overtime as for regular hours?
- If R says “Comp time” or “compensation time”, PROBE: Do you mean [you receive / he receives / she receives] additional time off instead of overtime pay?

1. Time and a half 2. Double time 3. Straight time 4. Comp time DK/RF 5. Exact amount-specify

7. Other-specify (BC34SPEC. Specify other overtime wage rate. (String 100))

GO TO BC34A

GO TO BC35CKPT

(WEB) What is [your / [REFERENCE PERSON]'s / [SPOUSE-PARTNER]'s] hourly wage rate for overtime at [[EMPLOYER] / Employer [1-10]]?

Please select all that apply.

1. Time and a half 2. Double time 3. Straight time 4. Comp time 5. Exact amount

7. Other - Please specify: (BC34SPEC)

NA

GO TO BC34A

GO TO BC35CKPT

BC34A, BC34APER. (CATI) [CYNAMF] [CYNAML]: [CYAQRTH], [CYFUHU], Age [AGEIWDAT] [(Respondent)]

EMPLOYER: [EMPLOYER] ([SMONTH/YEAR] – [EMONTH/EYEAR])

- SPECIFY overtime exact amount
- ENTER amount here, then SELECT unit of time on next screen (Hour, Day, Week, Two weeks, Month, Year)

\$ 1.00 – 9,999,997.00 DK/RF → GO TO BC35CKPT



- The amount entered is: [BC34A] per ____
- SELECT the unit of time below

1. Hour 2. Day 3. Week 4. Two Weeks 5. Month 6. Year

7. Other-specify (BC34APERSPEC. Specify. (String 100))

(WEB) What is that overtime amount?

\$ 1.00 – 9,999,997.00 per 1. Hour 2. Day 3. Week 4. Two weeks 5. Month 6. Year

CHECK: Please enter a number from 1.00 to 9999997.00.

7. Other - Please specify: (BC34APERSPEC)

SIGNAL: Please select a unit of time.

CMJ: BC29=2, 4 or 6 Tips and Commissions or Bonuses

BC35CKPT. CAI Checkpoint: Whether Receives Tips or Commissions

1. Tips (BC29=4)	2. Commissions (BC29=2, 6)	5. All Others	→ GO TO BC39ACKPT
↓		GO TO BC37	

BC36, BC36PER. (CATI) [CYNAMF] [CYNAML]: [CYAQRTH], [CYFUHU], Age [AGEIWDAT] [(Respondent)]
 EMPLOYER: [EMPLOYER] ([SMONTH/YEAR] – [EMONTH/EYEAR])

How much are [your / his / her] tips, on average?

- ENTER amount here, then SELECT unit of time on next screen (Hour, Day, Week, Two weeks, Month, Year)

\$ 1.00 – 99,997.00 DK/RF → GO TO BC39ACKPT



The amount entered is: [BC36] per ____

- SELECT the unit of time below

1. Hour	2. Day	3. Week	4. Two Weeks	5. Month	6. Year
7. Other-specify (BC36PERSPEC. Specify. (String 100))					

GO TO BC39ACKPT

(WEB) How much are [your / [REFERENCE PERSON]'s / [SPOUSE-PARTNER]'s] tips on average at [[EMPLOYER] / Employer [1-10]]?

\$ 1.00 – 99,997.00 Per 1. Hour 2. Day 3. Week 4. Two weeks 5. Month 6. Year

CHECK: Please enter a number from 1.00 to 99997.00.

7. Other - Please specify: (BC36PERSPEC)

SIGNAL: Please select a unit of time.

GO TO BC39ACKPT

BC37, BC37PER. (CATI) [CYNAMF] [CYNAML]: [CYAQRTH], [CYFUHU], Age [AGEIWDAT] [(Respondent)]
 EMPLOYER: [EMPLOYER] ([SMONTH/YEAR] – [EMONTH/EYEAR])

How much is [your / his / her] commission or bonus on average?

- ENTER amount here, then SELECT unit of time on next screen (Week, Two weeks, Month, Year)

\$ 1 – 9,999,997 DK/RF → GO TO BC39ACKPT



The amount entered is: [BC37] per ____

- SELECT the unit of time below

3. Week	4. Two Weeks	5. Month	6. Year
7. Other-specify (BC37ERSPEC. Specify. (String 100))			

(WEB) How much is [your / [REFERENCE PERSON]'s / [SPOUSE-PARTNER]'s] commission or bonus on average at [[EMPLOYER] / Employer [1-10]]?

\$ 1 – 9,999,997 .00 per 3. Week 4. Two weeks 5. Month 6. Year

CHECK: Please enter a number from 1 to 9999997.

7. Other - Please specify: (BC37ERSPEC)

SIGNAL: Please select a unit of time.

BC39ACKPT. CAI Checkpoint: Number of Current Jobs

1. One Current Job (BCCUR=1 For Just One Job) → GO TO BC39BCKPT	5. 2+ Current Jobs (BCCUR=1 For >1 Job)
↓	

CMJ: Hours per Week Worked

BC39A. (CATI) [CYNAMF] [CYNAML]: [CYAQRTH], [CYFUHU], Age [AGEIWDAT] [(Respondent)]

EMPLOYER: [EMPLOYER] ([SMONTH/YEAR] – [EMONTH/EYEAR])

On average, how many hours a week do you / does [REFERENCE PERSON] / does [SPOUSE-PARTNER]] currently work on this job?

- ROUND DOWN for fractions less than ½ (0.5)
- ROUND UP for fractions ½ (0.5) or more

1 – 112

(WEB) On average, how many hours per week [do you / does [REFERENCE PERSON] / does [SPOUSE-PARTNER]] currently work on this job at [[EMPLOYER] / Employer [1-10]]?

1 – 112 Number of hours per week

CHECK: Please enter a number from 1 to 112.

BC39BCKPT. CAI Checkpoint: Whether Self-Employed

1. Self-Employed (BC22=3) → GO TO BC40CKPT	5. All Others (BC22<>2)
↓	

BC39B. (CATI) [CYNAMF] [CYNAML]: [CYAQRTH], [CYFUHU], Age [AGEIWDAT] [(Respondent)]

EMPLOYER: [EMPLOYER] ([SMONTH/YEAR] – [EMONTH/EYEAR])

Who determines when [you start / [REFERENCE PERSON] starts/ [SPOUSE-PARTNER] starts] and [finish / finishes] work? Would you say [your / his / her] employer decides, [you decide /he decides / she decides], or [you / [REFERENCE PERSON] / [SPOUSE-PARTNER]] and [your / his / her] employer decide together?

1. Employer decides

2. Worker decides

3. Employer and worker decide together

7. Other-specify (BC39BSPEC. Specify (String 100))

(WEB) Who determines when [you start / [REFERENCE PERSON] starts/ [SPOUSE-PARTNER] starts] and [finish / finishes] work? Would you say [your / his / her] employer decides, [you decide /he decides / she decides], or [you / [REFERENCE PERSON] / [SPOUSE-PARTNER]] and [your / his / her] employer decide together?

1.[Your/ his / her] employer decides

2. [You decide / [REFERENCE PERSON] decides / [SPOUSE-PARTNER] decides]

3. [You / He / She] and [your / his / her] employer decide together

7. Other - Please specify: (BC39BSPEC)

BC39C. (CATI) [CYNAMF] [CYNAML]: [CYAQRTH], [CYFUHU], Age [AGEIWDAT] [(Respondent)]

EMPLOYER: [EMPLOYER] ([SMONTH/SYEAR] – [EMONTH/EYEAR])

On average, how far in advance [do you / does [REFERENCE PERSON] / does [SPOUSE-PARTNER]] know [your / his / her] work schedule?

- READ list

1. One day or less
2. 2-6 days
3. 1 week
4. 2 weeks
5. 3 weeks
6. 4 or more weeks
7. Work a fixed schedule

(WEB) On average, how far in advance [do you / does [REFERENCE PERSON] / does [SPOUSE-PARTNER]] know [your / his / her] work schedule?

1. One day or less
2. 2-6 days
3. 1 week
4. 2 weeks
5. 3 weeks
6. 4 or more weeks
7. Work a fixed schedule

BC39D. (CATI) [CYNAMF] [CYNAML]: [CYAQRTH], [CYFUHU], Age [AGEIWDAT] [(Respondent)]

EMPLOYER: [EMPLOYER] ([SMONTH/SYEAR] – [EMONTH/EYEAR])

[Do you / Does he / Does she] usually work a daytime schedule or some other schedule?

- IF necessary: By daytime, I mean a schedule in which most work is done between the hours of 6 a.m. and 6 p.m.

1. Daytime	→ GO TO BC40CKPT	2. Some other schedule
------------	------------------	------------------------



(WEB) [Do you / Does he / Does she] USUALLY work a daytime schedule or some other schedule?

A daytime schedule is a schedule in which most work is done between the hours of 6 a.m. and 6 p.m.

1. Daytime	→ GO TO BC40CKPT	2. Some other schedule
------------	------------------	------------------------



BC39E. (CATI) [CYNAMF] [CYNAML]: [CYAQRTH], [CYFUHU], Age [AGEIWDAT] [(Respondent)]

EMPLOYER: [EMPLOYER] ([SMONTH/YEAR] – [EMONTH/EYEAR])

What hours [do you / does [REFERENCE PERSON] / does [SPOUSE-PARNTER]] usually work?

- IF necessary: [Do you / Does [REFERENCE PERSON] / Does [SPOUSE-PARNTER]] usually work evenings, nights, a rotating shift, a split shift, an irregular schedule, or some other shift?

1. An evening shift (2 p.m. – midnight)

2. A night shift (9 p.m. – 8 a.m.)

3. A rotating shift (sometimes days, evenings, or nights)

4. A split shift (two distinct periods a day)

5. An irregular schedule

6. Some other shift

(WEB) What hours [do you / does [REFERENCE PERSON] / does [SPOUSE-PARNTER]] usually work?

1. An evening shift (2 p.m. – midnight)

2. A night shift (9 p.m. – 8 a.m.)

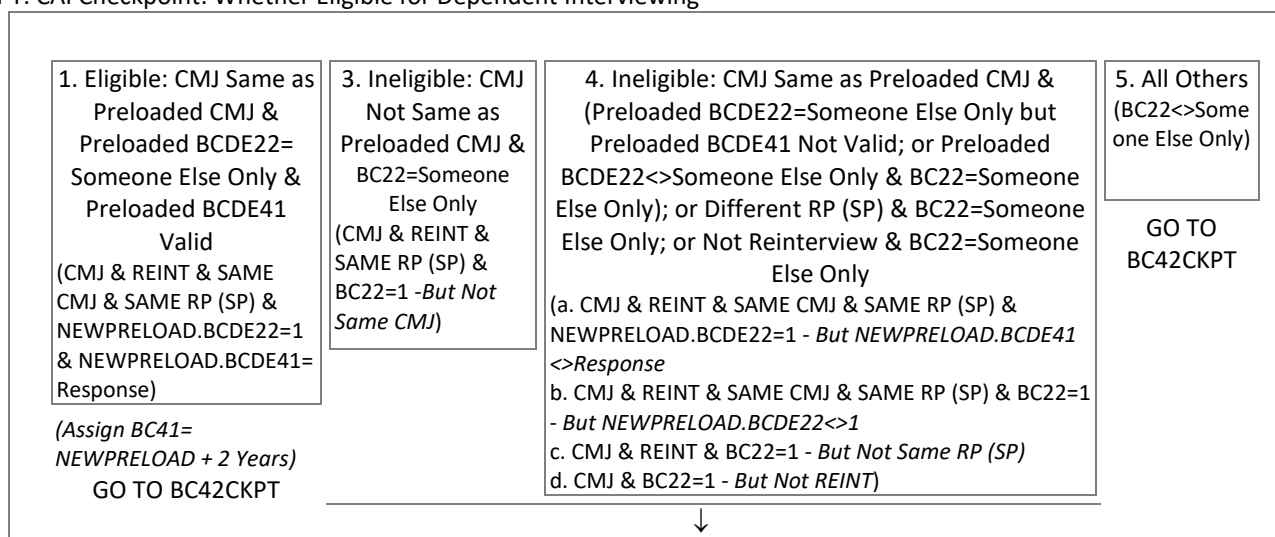
3. A rotating shift (sometimes days, evenings, or nights)

4. A split shift (two distinct periods a day)

5. An irregular schedule

6. Some other shift

BC40CKPT. CAI Checkpoint: Whether Eligible for Dependent Interviewing



CMJ: BC22=1. Someone Else Only

REINT: CMJ Not Same, or CMJ Ineligible; ALL OTHER IWS: CMJ

SECTION_BC[1..2].BCJOBS[1..10].BC41 [1]=Reference Person, [2]=Spouse-Partner; [1..10]=Which employer

YEARS, MONTHS, WEEKS. (CATI) [CYNAMF] [CYNAML]: [CYAQRTH], [CYFUHU], Age [AGEIWDAT] [(Respondent)]
EMPLOYER: [EMPLOYER] ([SMONTH/YEAR] – [EMONTH/EYEAR])

How many years' experience [do you / does [REFERENCE PERSON] / does [SPOUSE-PARTNER]] have altogether with [your / his / her] present employer?

- ENTER as number of Years, Months, and Weeks
- [0] not allowed, PRESS [Enter]
- USE Years for amounts given in whole years
- USE Months and Weeks for amounts less than one year
- USE 1 week for amounts of one week or less

1 – 65 Years

1 – 12 Months

1 – 52 Weeks

CHECK: You must enter either years, months, or weeks.

(WEB) How much experience [do you / does [REFERENCE PERSON] / does [SPOUSE-PARTNER]] have altogether with [[EMPLOYER] / Employer [1-10]]?

Please enter as a number of years, months, and/or weeks; for "0" please leave the box empty - do not enter "0".
For less than one week, please enter "1" for Number of Weeks.

1 – 65 Number of years

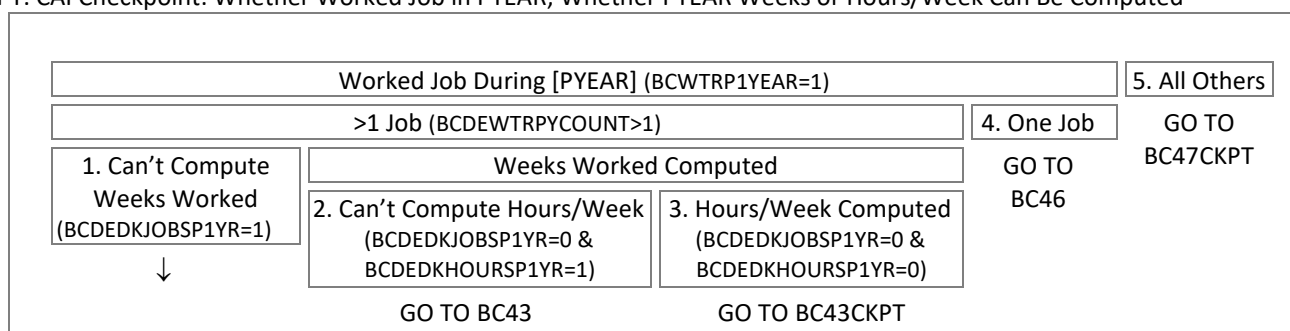
1 – 12 Number of months

1 – 52 Number of weeks

CHECK: Please enter a number from 1 to [65 / 12 / 52].

End BC41

BC42CKPT. CAI Checkpoint: Whether Worked Job in PYEAR; Whether PYEAR Weeks or Hours/Week Can Be Computed



PYear Job: BCDEDkJobsP1Yr=1

*BC42A used to calculate 'total weeks worked'; not included in public use data

BC42A. (CATI) [CYNAMF] [CYNAML]: [CYAQRTH], [CYFUHU], Age [AGEIWDAT] [(Respondent)]

EMPLOYER: [EMPLOYER] ([SMONTH/SYEAR] – [EMONTH/EYEAR])

((And) the job with [EMPLOYER] ([SMONTH/SYEAR] – [EMONTH/EYEAR]),...)

How many weeks out of the year did [you / [REFERENCE PERSON] / [SPOUSE-PARTNER]] actually work on this job in [PYEAR], not including any time off that you told me about earlier?

1.0 – 52.0 ☐ 97.0. Every week except what was already reported for vacation, sick, strike, or layoff (SP_0A)

(WEB) How many weeks out of the year did [you / [REFERENCE PERSON] / [SPOUSE-PARTNER]] actually work at [[EMPLOYER] / Employer [1-10]] in [PYEAR], not including any time off that you already reported?

There are 52 weeks in a year.

1.0 – 52.0 Number of weeks

☐ 97.0. Every week except what was already reported for vacation, sick, strike, or layoff (SP_0A)

CHECK: Please enter a number from 1.0 to 52.0.

BC43CKPT. CAI Checkpoint: Whether PYEAR Hours/Week Can Be Computed

1. Weeks Computed; Can't Compute Hours/Week (BCDEDKJOBSP1YR=0 & BCDEDKHOURSP1YR=1)	2. Can't Compute Weeks or Hours/Week (BCDEDKJOBSP1YR=1 & BCDEDKHOURSP1YR=1)	5. All Others GO TO BC44CKPT
↓		

PYear Job: BCDEDkHoursP1Yr=1

BC43. (CATI) [CYNAMF] [CYNAML]: [CYAQRTH], [CYFUHU], Age [AGEIWDAT] [(Respondent)]

EMPLOYER: [EMPLOYER] ([SMONTH/SYEAR] – [EMONTH/EYEAR])

((And) the job with [EMPLOYER] ([SMONTH/SYEAR] – [EMONTH/EYEAR]),...)

On average, how many hours a week did [you / he / she] work on this job in [PYEAR]?

- ROUND DOWN for fractions less than ½ (0.5)
- ROUND UP for fractions ½ (0.5) or more

1 – 112

(WEB) On average, how many hours per week did [you / [REFERENCE PERSON] / [SPOUSE-PARTNER]] work at [[EMPLOYER] / Employer [1-10]] in [PYEAR]?

There are 52 weeks in a year.

A full time job is typically 40 hours a week.

1 – 112 Number of hours per week

CHECK: Please enter a number from 1 to 112.

BC44CKPT. CAI Checkpoint: Whether PYEAR Overtime Can Be Computed

1. Can't Compute Overtime (BCDEDKOTP1YR=1)	5. All Others → GO TO BC46
↓	

PYear Job: BCDEDkOTP1Yr=1

BC44. (CATI) [CYNAMF] [CYNAML]: [CYAQRTH], [CYFUHU], Age [AGEIWDAT] [(Respondent)]

EMPLOYER: [EMPLOYER] ([SMONTH/SYEAR] – [EMONTH/EYEAR])

((And) the job with [EMPLOYER] ([SMONTH/SYEAR] – [EMONTH/EYEAR]),...)

Did [you / he / she] work any overtime [HRS/WK COMPUTED BUT OT NOT COMPUTED: (on this job in [PYEAR]) / HRS/WK & OT NOT COMPUTED: which isn't included in that]?

→ GO TO BC46

GO TO BC45

(WEB) Did [you / [REFERENCE PERSON] / [SPOUSE-PARTNER]] work any overtime at [[EMPLOYER] / Employer [1-10]] in [PYEAR] which isn't included in the hours you already reported?

→ GO TO BC46

GO TO BC45

BC45, BC45PER. (CATI) [CYNAMF] [CYNAML]: [CYAQRTH], [CYFUHU], Age [AGEIWDAT] [(Respondent)]

EMPLOYER: [EMPLOYER] ([SMONTH/SYEAR] – [EMONTH/EYEAR])

How many hours did that overtime amount to in (that period during) [PYEAR]?

- ENTER amount here, then SELECT unit of time on next screen (Week, Two weeks, Month, Year)
- ROUND DOWN for fractions less than ½ (0.5)
- ROUND UP for fractions ½ (0.5) or more

→ GO TO BC46



- The amount entered is: [BC45] per ____
- SELECT the unit of time below

(WEB) How many hours did that overtime amount to in that period during [PYEAR]?

per

CHECK: Please enter a number from 1 to 9997.

SIGNAL: Please select a unit of time.

PYear Job

BC46, BC46PER. (CATI) [CYNAMF] [CYNAML]: [CYAQRTH], [CYFUHU], Age [AGEIWDAT] [(Respondent)]

EMPLOYER: [EMPLOYER] ([SMONTH/YEAR] – [EMONTH/EYEAR])

((And) the job with [EMPLOYER] ([SMONTH/YEAR] – [EMONTH/EYEAR]),...)

About how much did [you / he / she] make at this job in [PYEAR]?

- ENTER amount here, then SELECT unit of time on next screen (Hour, Day, Week, Two weeks, Month, Year)

\$ 1.00 – 9,999,997.00 DK/RF → GO TO BC47CKPT



- The amount entered is: [BC46] per ____
- SELECT the unit of time below

1. Hour 2. Day 3. Week 4. Two Weeks 5. Month 6. Year

7. Other-specify (BC46PERSPEC. Specify. (String 100))

(WEB) About how much did [you / [REFERENCE PERSON] / [SPOUSE-PARTNER]] make at [[EMPLOYER] / Employer [1-10]] in [PYEAR]?

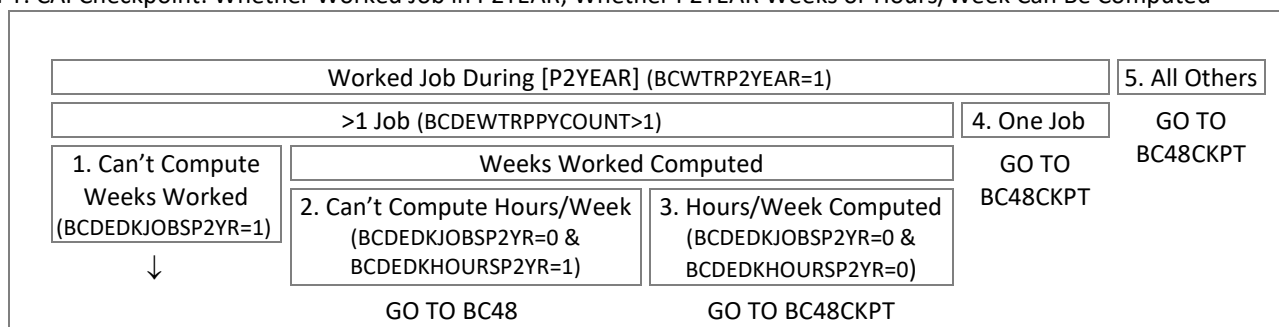
\$ 1.00 – 9,999,997.00 per 1. Hour 2. Day 3. Week 4. Two weeks 5. Month 6. Year

CHECK: Please enter a number from 1.00 to 9999997.00.

7. Other - Please specify: (BC46PERSPEC)

SIGNAL: Please select a unit of time.

BC47CKPT. CAI Checkpoint: Whether Worked Job in P2YEAR; Whether P2YEAR Weeks or Hours/Week Can Be Computed

P2Year Job: BCDEDKJobsP2Yr=1

BC47A. (CATI) [CYNAMF] [CYNAML]: [CYAQRTH], [CYFUHU], Age [AGEIWDAT] [(Respondent)]

EMPLOYER: [EMPLOYER] ([SMONTH/YEAR] – [EMONTH/EYEAR])

((And) the job with [EMPLOYER] ([SMONTH/YEAR] – [EMONTH/EYEAR]),...)

How many weeks out of the year did [you / [REFERENCE PERSON] / [SPOUSE-PARTNER]] actually work on this job in [P2YEAR]?

1.0 – 52.0 ○ 97.0. Every week except for vacation, sick, strike, or layoff (SP_OA)

(WEB) How many weeks out of the year did [you / [REFERENCE PERSON] / [SPOUSE-PARTNER]] actually work at [[EMPLOYER] / Employer [1-10]] in [P2YEAR]?

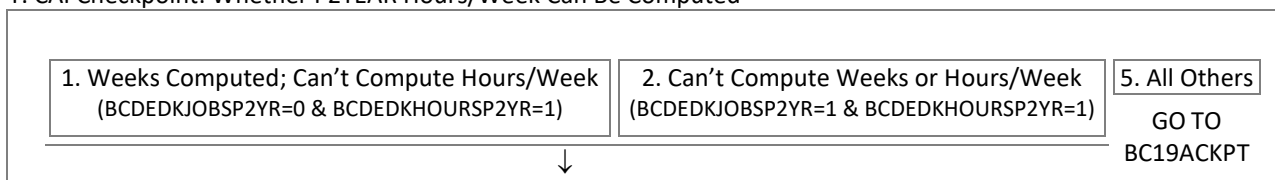
There are 52 weeks in a year.

1.0 – 52.0 Number of weeks

○ 97.0. Every week except for vacation, sick, strike, or layoff (SP_OA)

CHECK: Please enter a number from 1.0 to 52.0.

BC48CKPT. CAI Checkpoint: Whether P2YEAR Hours/Week Can Be Computed



P2Year Job: BCDEDKHoursP2Yr=1

BC48. (CATI) [CYNAMF] [CYNAML]: [CYAQRTH], [CYFUHU], Age [AGEIWDAT] [(Respondent)]

EMPLOYER: [EMPLOYER] ([SMONTH/YEAR] – [EMONTH/EYEAR])

((And) the job with [EMPLOYER] ([SMONTH/YEAR] – [EMONTH/EYEAR]),...)

On average, how many hours a week did [you / he / she] work on this job in [P2YEAR]?

- ROUND DOWN for fractions less than ½ (0.5)
- ROUND UP for fractions ½ (0.5) or more

1 – 112

(WEB) On average, how many hours per week did [you / [REFERENCE PERSON] / [SPOUSE-PARTNER]] work at [[EMPLOYER] / Employer [1-10]] in [P2YEAR]?

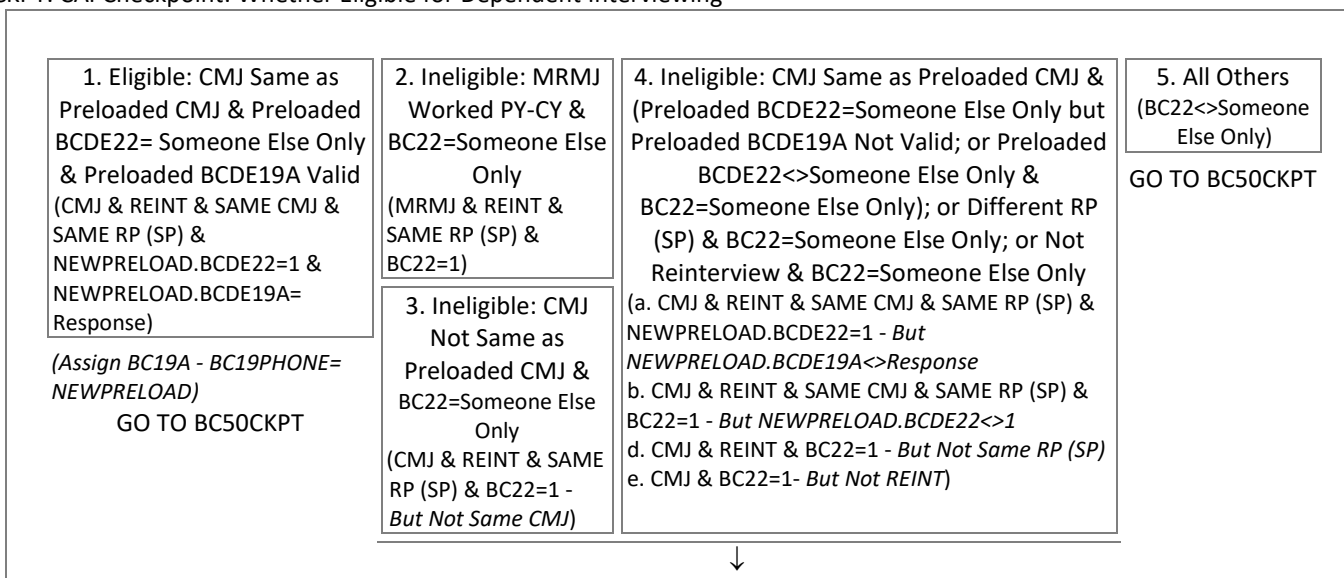
There are 52 weeks in a year.

A full time job is typically 40 hours a week.

1 – 112 Number of hours per week

CHECK: Please enter a number from 1 to 112.

BC19ACKPT. CAI Checkpoint: Whether Eligible for Dependent Interviewing



CMJ or PY-CY MRMJ: BC22=Someone Else Only

REINT: CMJ Not Same, or CMJ Ineligible, or PY-CY MRMJ; ALL OTHER IWS: CMJ, or PY-CY MRMJ

BC19A. (CATI ONLY) [CYNAMF] [CYNAML]: [CYAQRTH], [CYFUHU], Age [AGEIWDAT] [(Respondent)]

EMPLOYER: [EMPLOYER] ([SMONTH/YEAR] – [EMONTH/EYEAR])

[REFERENCE PERSON LOOP: We would like to obtain information about characteristics of employers of our study members, such as benefits offered to employees. In order to do this, we need the full address of the place where [you work / [REFERENCE PERSON] works / [SPOUSE-PARTNER] works] for [EMPLOYER].

As you know, the information we collect is confidential, and that includes maintaining confidentiality in collecting information about employers. / SPOUSE-PARTNER LOOP: As we mentioned earlier, we would like to obtain information about employer characteristics, such as benefits offered to employees.

In order to do this, we need the full address of the place where [you work / [SPOUSE-PARTNER] works] for [EMPLOYER].]

- If needed: We would use the employer address to collect general information about [your / her] employer, such as number of workers or benefits offered to employees.]
- If needed: The information we collect is confidential, and that includes maintaining confidentiality in collecting information about employers.
- If R knows just part of the address, ENTER [1]
- If R knows none of the address, ENTER [Ctrl-D]

1. Continue [DK/RF] → GO TO BC50CKPT



BC19CNTRY (BC19CTRYNAME), BC19ADDR1, BC19ADDR2, BC19CITY, BC19STATE (BC19STABBR), BC19ZIP, BC19PHONE, BC19PHONFOR.

(CATI) [CYNAMF] [CYNAML]: [CYAQRTH], [CYFUHU], Age [AGEIWDAT] [(Respondent)]

EMPLOYER: [EMPLOYER] ([SMONTH/YEAR] – [EMONTH/EYEAR])

Country

What is the mailing address?

- Country if different from USA
- ENTER [185 UNITED STATES] for Puerto Rico, U.S. Virgin Islands, Guam, American Samoa or the Northern Mariana Islands

[Select ▾] 1 – 193 (Defaults to 185/US)

Address 1

(What is the mailing address?)

- Enter street address here
- Enter PO Box at next screen
- Ctrl-D and Ctrl-R not allowed; For DK/RF, PRESS [Enter] to continue

[String 40]

Address 2

(What is the mailing address?)

- Enter PO Box here
- If none, PRESS [Enter] to continue
- Ctrl-D and Ctrl-R not allowed; For DK/RF, PRESS [Enter] to continue

[String 40]

City

(What is the mailing address?)

- Ctrl-D and Ctrl-R not allowed; For DK/RF type [DK] or [RF]

[String 40]

State (For COUNTRY=185)

(What is the mailing address?)

[Select ▾] 1 – 57 (Assigned 57/FC if Country<>185)

[Zip / Postal] Code

- Ctrl-D and Ctrl-R not allowed; For DK/RF ENTER all [0]'s

String 10

Area Code and Telephone Number

(And) the area code and phone number?

- Ctrl-D and Ctrl-R not allowed; For DK/RF ENTER all [0]'s

String 10 / String 20

(WEB) We would like to obtain information about characteristics of employers of our study members, such as benefits offered to employees. In order to do this, we need the full address of the place where [you work / [REFERENCE PERSON] works / [SPOUSE-PARTNER] works] for [[EMPLOYER] / Employer [1-10]]. What is the mailing address and telephone number?

The employer address would be used to collect general information about employers, such as number of workers or benefits offered to employees.

The information we collect is confidential, and that includes maintaining confidentiality in collecting information about employers.

Country

Select ▾

1 – 193 (Defaults to 185/US)

United States includes Puerto Rico, U.S. Virgin Islands, Guam, American Samoa and the Northern Mariana Islands

Address Line 1

String 40

Address Line 2

String 40

City

String 40

State

Select ▾

1 – 57 (Assigned 57/FC if Country<>185)

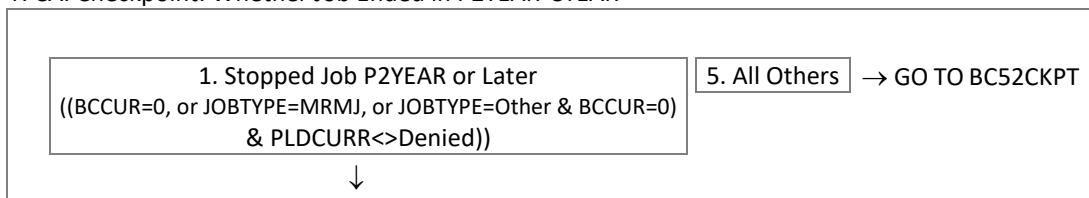
[Zip / Postal] Code

String 10

Phone Number

String 10/20

BC50CKPT. CAI Checkpoint: Whether Job Ended in P2YEAR-CYEAR



Job Ended P2Year-CYear

BC51. (CATI) [CYNAMF] [CYNAML]: [CYAQRTH], [CYFUHU], Age [AGEIWDAT] [(Respondent)]

EMPLOYER: [EMPLOYER] ([SMONTH/YEAR] – [EMONTH/EYEAR])

((And) the job with [EMPLOYER] ([SMONTH/YEAR] – [EMONTH/EYEAR]),...)

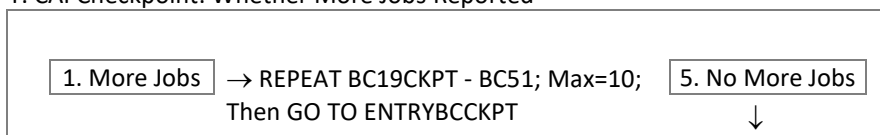
Why did [you / he / she] stop working for [EMPLOYER] ([SMONTH/YEAR] – [EMONTH/EYEAR]])? Did the company go out of business, [were you / was he / was she] laid off, did [you / he / she] quit, or what?

String 500

(WEB) Why did [you / [REFERENCE PERSON] / [SPOUSE-PARTNER]] stop working for [[EMPLOYER] / Employer [1-10]]? Did the company go out of business, [were you / was he / was she] laid off, did [you / he / she] quit, or something else?

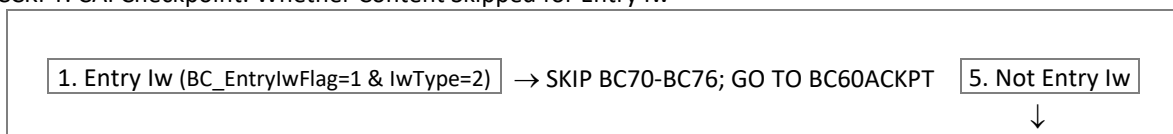
String 500

BC52CKPT. CAI Checkpoint: Whether More Jobs Reported



End BCJOBS

ENTRYBCCKPT. CAI Checkpoint: Whether Content Skipped for Entry Iw



Certifications & Licenses

BC70. (CATI) [Do you / Does [REFERENCE PERSON] / Does [SPOUSE-PARTNER]] have a professional certification or a state or industry license that was obtained or used since [IWTYPE=REINT: our last interview in [P2YEAR] / ALL OTHERS: January 1, [P2YEAR]] or is currently active?

1. Yes	5. No
--------	-------

 → GO TO BC60ACKPT

GO TO BC71

(WEB) [Do you / Does [REFERENCE PERSON] / Does [SPOUSE-PARTNER]] have a professional certification or a state or industry license that was obtained or used since [IWTYPE=REINT: our last interview in [P2YEAR] / ALL OTHERS: January 1, [P2YEAR]] or is currently active?

1. Yes	5. No
--------	-------

 → GO TO BC60ACKPT

GO TO BC71

SECTION_BC[1..2].BC71_BC76[1..5] [1]=Reference Person, [2]=Spouse-Partner; [1..5]=Which certification

BC71. (CATI) What is the primary subject or field of study for this certification or license?

String 500

(WEB) What is the primary subject or field of study?

String 500

BC72MO, BC72YR. (CATI) In what month and year did [you / he / she] receive this certification or license?

- [SELECT Month or Season \(Enter Year at next screen\)](#)
- **PROBE DK month:** Do you know what season it was?

Select ▾	1. January	5. May	9. September	21. Winter (Dec-Feb)
	2. February	6. June	10. October	22. Spring (Mar-May)
	3. March	7. July	11. November	23. Summer (Jun-Aug)
	4. April	8. August	12. December	24. Fall (Sep-Nov)

(In what month and year did [you / he / she] receive this certification or license?)

The month entered is: [BC72MO]

- **ENTER the year below**

(WEB) When did [you / he / she] receive this certification or license?

Select ▾	Month or Season	1. January	5. May	9. September	21. Winter (Dec-Feb)
		2. February	6. June	10. October	22. Spring (Mar-May)
		3. March	7. July	11. November	23. Summer (Jun-Aug)
		4. April	8. August	12. December	24. Fall (Sep-Nov)

 Year

CHECK: Please enter a date before today.

BC73. (CATI) Who issued this certification or license?

- [READ list](#)

1. Federal, state, or local government,	2. A community college,
3. A vocational, technical, trade, or business school,	
4. A professional or trade association, or	5. A business or company?
7. Other group or organization-Specify (DO NOT READ) (BC73SPEC. Specify (String 100))	

(WEB) Who issued this certification or license?

1. Federal, state, or local government	2. A community college
3. A vocational, technical, trade, or business school	
4. A professional or trade association	5. A business or company
7. Other group or organization – <i>Please specify:</i> (BC73SPEC (String 100))	

BC74. (CATI) Is this certification or license still valid?

 → GO TO BC76

GO TO BC75

(WEB) Is this certification or license still valid?

 → GO TO BC76

GO TO BC75

BC75. (CATI) Why [do you / does he / does she] currently hold this certification or license?

- READ list
- IF R gives more than one selection, PROBE: Which of those would you say is the main reason?

1. To begin a career,	2. To improve skills or knowledge in a current job,
3. To advance in a current job,	4. To change to a different job or career,
5. It was required by an employer or job,	6. To start own business, or
7. For personal interest?	97. Other-Specify (DO NOT READ) (BC75SPEC. Specify (String 100))

(WEB) What is the MAIN reason [you / he / she] currently hold[s] this certification or license?

1. To begin a career	2. To improve skills or knowledge in a current job
3. To advance in a current job	4. To change to a different job or career
5. It was required by an employer or job	6. To start own business
7. For personal interest	97. Other – Please specify: (BC75SPEC (String 100))

BC76. (CATI) [Do you / Does [REFERENCE PERSON] / Does [SPOUSE-PARTNER]] have any other certifications or licenses?

1. Yes → REPEAT BC71 - BC76; Max=5; Then GO TO BC60ACKPT	5. No GO TO BC60ACKPT
---	--------------------------

(WEB) [Do you / Does [REFERENCE PERSON] / Does [SPOUSE-PARTNER]] have any other certifications or licenses?

1. Yes → REPEAT BC71 - BC76; Max=5; Then GO TO BC60ACKPT	5. No GO TO BC60ACKPT
---	--------------------------

End BC71_BC76

Time Use at Work

BC60ACKPT. CAI Checkpoint: Whether Currently Working

1. Currently Working (BCCUR=1 For Any Job)	5. All Others → GO TO BC10CKPT
↓	

BC60A. (CATI) [CYNAMF] [CYNAML]: [CYAQRTH], [CYFUHU], Age [AGEIWDAT] [(Respondent)]

Current Employers:

[\[List of Current Employers from EHC\]](#)

These next questions are about the time [you spend / [REFERENCE PERSON] spends / [SPOUSE-PARTNER] spends] working in a typical week.

In a typical week, how many hours [do you / does he / does she] spend working for pay?

- IF R reports hours other than weekly, PROBE: About how many hours per week would you say that is?
- IF R reports a range, PROBE: Within that range, what is your best estimate?
- ROUND DOWN for fractions less than ½ (0.5)
- ROUND UP for fractions ½ (0.5) or more

0 None

1 – 111 Actual hours

112 112 Hours or more

0 – 112

(WEB) These next questions are about the time [you spend / [REFERENCE PERSON] spends / [SPOUSE-PARTNER] spends] working IN A TYPICAL WEEK. In a typical week, how many hours [do you / does he / does she] spend working for pay?

0 – 112 Hours

CHECK: Please enter a number from 0 to 112.

BC60B. (CATI) [CYNAMF] [CYNAML]: [CYAQRTH], [CYFUHU], Age [AGEIWDAT] [(Respondent)]

Current Employers:

[\[List of Current Employers from EHC\]](#)

While [you are / he is / she is] working, how often [do you / does he / does she] interact with other people, including on the phone, in person, and online? Would you say never, rarely, sometimes, often, or almost always?

1. Never 2. Rarely 3. Sometimes 4. Often 5. Almost always or Always

BC60C. (CATI) [CYNAMF] [CYNAML]: [CYAQRTH], [CYFUHU], Age [AGEIWDAT] [(Respondent)]

Current Employers:

[\[List of Current Employers from EHC\]](#)

While [you are / he is / she is] working, how often [do you / does he / does she] perform physically demanding activities, for example, those that require strength or physical effort for long periods of time? Would you say never, rarely, sometimes, often, or almost always?

1. Never 2. Rarely 3. Sometimes 4. Often 5. Almost always or Always

BC60D. (CATI) [CYNAMF] [CYNAML]: [CYAQRTH], [CYFUHU], Age [AGEIWDAT] [(Respondent)]

Current Employers:

[List of Current Employers from EHC]

(While [you are / he is / she is] working,...)

How often [do you / does he / does she] perform mentally demanding activities, for example, analyzing information, learning new material, or solving complex problems?

(Would you say never, rarely, sometimes, often, or almost always?)

1. Never 2. Rarely 3. Sometimes 4. Often 5. Almost always or Always

BC60E. (CATI) [CYNAMF] [CYNAML]: [CYAQRTH], [CYFUHU], Age [AGEIWDAT] [(Respondent)]

Current Employers:

[List of Current Employers from EHC]

(While [you are / he is / she is] working,...)

How often [do you / does he / does she] feel rushed or pressed for time?

(Would you say never, rarely, sometimes, often, or almost always?)

1. Never 2. Rarely 3. Sometimes 4. Often 5. Almost always or Always

BC60B-BC60E GRID. (WEB) IN A TYPICAL WEEK, while [you are / he is / she is] working, how often [do you / does [REFERENCE PERSON] / does [SPOUSE-PARTNER]]:

1. Never 2. Rarely 3. Sometimes 4. Often 5. Almost always or Always

BC60B. Interact with other people, including on the phone, in person, and online? ☐ ☐ ☐ ☐ ☐

BC60C. Perform PHYSICALLY demanding activities, for example, those that require strength or physical effort for long periods of time? ☐ ☐ ☐ ☐ ☐

BC60D. Perform MENTALLY demanding activities, for example, analyzing information, learning new material, or solving complex problems? ☐ ☐ ☐ ☐ ☐

BC60E. Feel RUSHED OR PRESSED FOR TIME? ☐ ☐ ☐ ☐ ☐

Time Away in PYear

BC10CKPT. CAI Checkpoint: Whether Worked Any Job in PYEAR

1. Worked in PYEAR (BCWTRP1YEAR=1 For Any Job)	5. All Others (BCWTRP1YEAR=0 For All Jobs)	→ GO TO BC7BCKPT
↓		

<u>Employer</u>	<u>Time Away Timeline Text Fill</u>		
Response	[EMPLOYER]		
Not Response	Employer [1 – 10]		
<u>MonthSeason</u>	<u>Equivalence for Calculations</u>	<u>Timeline Text Fill</u>	<u>Time Away Timeline “X”</u>
1. January – 12. December	1. January – 12. December	Jan–Dec	January – December
21. Winter (Dec-Feb)	1. January	Win	January, February
22. Spring (Mar-May)	4. April	Spr	March, April, May
23. Summer (Jun-Aug)	7. July	Sum	June, July, August
24. Fall (Sep-Nov)	10. October	Fal	September, October, November
DK, RF, NA	n/a	n/a	n/a

Employers in [PYEAR]	J	F	M	A	M	J	J	A	S	O	N	D
[EMPLOYER] / Employer [1 – 10]												
Time Away from Work in [PYEAR]	J	F	M	A	M	J	J	A	S	O	N	D
Someone else was sick												
Self was sick												
Vacation												
On strike												
Temporary layoff												

SECTION_BC[1..2].TIMEAWAY [1]=Reference Person, [2]=Spouse-Partner

AQSN. AQSN of Reference Person (Spouse-Partner). Assigned.

BC10A. (CATI) [CYNAMF] [CYNAML]: [CYAQRTH], [CYFUHU], Age [AGEIWDAT] [(Respondent)]

While [you were / [REFERENCE PERSON] was / [SPOUSE-PARTNER] was] employed during [PYEAR], did [you / he / she] miss any work because someone else was sick or needed care?

1. Yes 5. No → GO TO BC10B

GO TO BC10AWHO

(WEB) The information you report will be highlighted in the calendar at the top of the screen. The purpose of the calendar is to help you remember what you have reported and will appear on several of the following screens.

While [you were / [REFERENCE PERSON] was / [SPOUSE-PARTNER] was] employed during [PYEAR], did [you / he / she] miss any work because SOMEONE ELSE was sick or needed care?

1. Yes 5. No → GO TO BC10B

GO TO BC10AWHO

BC10AWHO. (CATI) Who did [you / [REFERENCE PERSON] / SPOUSE-PARTNER]] provide care for?

- ENTER all that apply

1. Son or daughter (including biological, step and adopted children)	2. Father or mother (including biological, step, and adoptive parents)
3. Father-in-law or mother-in-law	4. Spouse
5. Grandson or granddaughter (including biological, step, and adopted grandchildren)	6. Brother or sister
8. Friend	7. Other-specify (BC10AWHOSPEC. Specify. (String 100))

(WEB) Who did [you / [REFERENCE PERSON] / [SPOUSE-PARTNER]] provide care for?

Please select all that apply.

1. Son or daughter (including biological, step, and adopted children)	2. Father or mother (including biological, step, and adoptive parents)
3. Father-in-law or mother-in-law	4. Spouse
5. Grandson or granddaughter (including biological, step, and adopted grandchildren)	6. Brother or sister
8. Friend	7. Other – Please specify: (BC10AWHOSPEC (String 100))

BC10AMTH, BC10AWK, BC10ADY. (CATI) [CYNAMF] [CYNAML]: [CYAQRTH], [CYFUHU], Age [AGEIWDAT] [(Respondent)]

How much work did [you / [REFERENCE PERSON] / [SPOUSE-PARTNER]] miss in [PYEAR] because someone else was sick?

- ENTER as number of Months, Weeks, and Days
- [0] not allowed, PRESS [Enter]

1 – 12 Months

1 – 52 Weeks

1 – 365 Days

CHECK: You must enter either months, weeks or days.

CHECK: You cannot enter more than ONE YEAR in total.

(WEB) How much work did [you / [REFERENCE PERSON] / [SPOUSE-PARTNER]] miss in [PYEAR] because SOMEONE ELSE was sick?

Please enter as a number of months, weeks and/or days; for "0" please leave the box empty - do not enter "0".

1 – 12 Number of months

1 – 52 Number of weeks

1 – 365 Number of days

CHECK: Please enter a number from 1 to [12 / 52 / 365].

CHECK: You cannot enter more than ONE YEAR in total.

SIGNAL for NA: This information is important. Please give us your best estimate.

BC10APTO. (CATI) [CYNAMF] [CYNAML]: [CYAQRTH], [CYFUHU], Age [AGEIWDAT] [(Respondent)]

[Reported Time Away in \[PYEAR\] for Someone Else Sick \(READ if needed\)](#)

Number of Months: [BC10AMTH]

Number of Weeks: [BC10AWK]

Number of Days: [BC10ADY]

How much of that time in [PYEAR] was paid time off? Would you say all of it, about half, none, or something else?

1. All of it 2. About half of it 3. None of it

7. [Something else-specify](#) (BC10APTOSPEC. [Specify](#). (String 100))

(WEB) How much of that time in [PYEAR] was PAID TIME OFF?

[Reported Time Away in \[PYEAR\] \(Someone Else Sick\)](#)

Number of Months: [BC10AMTH]

Number of Weeks: [BC10AWK]

Number of Days: [BC10ADY]

1. All of it 2. About half of it 3. None of it 7. Something else - *Please specify:* (BC10APTOSPEC)

BC10AMOS. (CATI) [CYNAMF] [CYNAML]: [CYAQRTH], [CYFUHU], Age [AGEIWDAT] [(Respondent)]

[Reported Time Away in \[PYEAR\] for Someone Else Sick \(READ if needed\)](#)

Number of Months: [BC10AMTH]

Number of Weeks: [BC10AWK]

Number of Days: [BC10ADY]

During which months of [PYEAR] was that (when [you / [REFERENCE PERSON] / [SPOUSE-PARTNER]] missed work because someone else was sick)?

- [ENTER all that apply](#)
- [PROBE:](#) Any others?
- [Do not include months when \[\[REFERENCE PERSON\] / \[SPOUSE-PARTNER\]\] was not employed](#)

Select All Clear All

1. January	2. February	3. March	4. April	5. May	6. June
7. July	8. August	9. September	10. October	11. November	12. December

(WEB) During which months of [PYEAR] was that when [you / [REFERENCE PERSON] / [SPOUSE-PARTNER]] missed work because SOMEONE ELSE was sick?

[Reported Time Away in \[PYEAR\] \(Someone Else Sick\)](#)

Number of Months: [BC10AMTH]

Number of Weeks: [BC10AWK]

Number of Days: [BC10ADY]

Please select all that apply.

Do not include months when [you were / [REFERENCE PERSON] was / [SPOUSE-PARTNER] was] not employed.

Select All Clear All

1. January	2. February	3. March	4. April	5. May	6. June
7. July	8. August	9. September	10. October	11. November	12. December

BC10B. (CATI) [CYNAMF] [CYNAML]: [CYAQRTH], [CYFUHU], Age [AGEIWDAT] [(Respondent)]

While [you were / [REFERENCE PERSON] was / [SPOUSE-PARTNER] was] employed during [PYEAR], did [you / he / she] miss any work because [you were / he was / she was] sick?

1. Yes 5. No → GO TO BC10C

GO TO BC10BMTH

(WEB) While [you were / [REFERENCE PERSON] was / [SPOUSE-PARTNER] was] employed during [PYEAR], did [you / he / she] miss any work because [YOU were / HE was / SHE was] sick?

1. Yes 5. No → GO TO BC10C

GO TO BC10BMTH

BC10BMTH, BC10BWK, BC10BDY. (CATI) [CYNAMF] [CYNAML]: [CYAQRTH], [CYFUHU], Age [AGEIWDAT] [(Respondent)]

How much work did [you / [REFERENCE PERSON] / [SPOUSE-PARTNER]] miss in [PYEAR] because [you were / he was / she was] sick?

- ENTER as number of Months, Weeks, and Days
- [0] not allowed, PRESS [Enter]

1 – 12 Months

1 – 52 Weeks

1 – 365 Days

CHECK: You must enter either months, weeks or days.

CHECK: You cannot enter more than ONE YEAR in total.

(WEB) How much work did [you / [REFERENCE PERSON] / [SPOUSE-PARTNER]] miss in [PYEAR] because [YOU were / HE was / SHE was] sick?

Please enter as a number of months, weeks and/or days; for "0" please leave the box empty - do not enter "0".

1 – 12 Number of months

1 – 52 Number of weeks

1 – 365 Number of days

CHECK: Please enter a number from 1 to [12 / 52 / 365].

CHECK: You cannot enter more than ONE YEAR in total.

SIGNAL for NA: This information is important. Please give us your best estimate.

BC10BPTO. (CATI) [CYNAMF] [CYNAML]: [CYAQRTH], [CYFUHU], Age [AGEIWDAT] [(Respondent)]

Reported Time Away in [PYEAR] for Self Sick (READ if needed)

Number of Months: [BC10BMTH]

Number of Weeks: [BC10BWK]

Number of Days: [BC10BDY]

How much of that time in [PYEAR] was paid time off? Would you say all of it, about half, none, or something else?

1. All of it 2. About half of it 3. None of it

7. Something else-specify (BC10BPTOSPEC. Specify. (String 100))

(WEB) Reported Time Away in [PYEAR] (Self Sick)

Number of Months: [BC10BMTH]

Number of Weeks: [BC10BWK]

Number of Days: [BC10BDY]

How much of that time in [PYEAR] was PAID TIME OFF?

1. All of it 2. About half of it 3. None of it 7. Something else - Please specify: (BC10BPTOSPEC)

BC10BMOS. (CATI) [CYNAMF] [CYNAML]: [CYAQRTH], [CYFUHU], Age [AGEIWDAT] [(Respondent)]

Reported Time Away in [PYEAR] for Self Sick (READ if needed)

Number of Months: [BC10BMTH]

Number of Weeks: [BC10BWK]

Number of Days: [BC10BDY]

During which months of [PYEAR] was that (when [you / [REFERENCE PERSON] / [SPOUSE-PARTNER]] missed work because [you were / he was / she was] sick)?

- ENTER all that apply
- PROBE: Any others?
- Do not include months when [[REFERENCE PERSON] / [SPOUSE-PARTNER]] was not employed

Select All

Clear All

1. January

2. February

3. March

4. April

5. May

6. June

7. July

8. August

9. September

10. October

11. November

12. December

(WEB) Reported Time Away in [PYEAR] (Self Sick)

Number of Months: [BC10BMTH]

Number of Weeks: [BC10BWK]

Number of Days: [BC10BDY]

During which months of [PYEAR] was that when [you / [REFERENCE PERSON] / [SPOUSE-PARTNER]] missed work because [YOU were / HE was / SHE was] sick?

Please select all that apply.

Do not include months when [you were / [REFERENCE PERSON] was / [SPOUSE-PARTNER] was] not employed.

Select All

Clear All

1. January

2. February

3. March

4. April

5. May

6. June

7. July

8. August

9. September

10. October

11. November

12. December

BC10C. (CATI) [CYNAMF] [CYNAML]: [CYAQRTH], [CYFUHU], Age [AGEIWDAT] [(Respondent)]

While [you were / [REFERENCE PERSON] was / [SPOUSE-PARTNER] was] employed during [PYEAR], did [you / he / she] miss any work for a vacation or time off?

1. Yes

5. No

→ GO TO BC10D

GO TO BC10CMTH

(WEB) While [you were / [REFERENCE PERSON] was / [SPOUSE-PARTNER] was] employed during [PYEAR], did [you / he / she] miss any work for a vacation or time off?

1. Yes

5. No

→ GO TO BC10D

GO TO BC10CMTH

BC10CMTH, BC10CWK, BC10CDY. (CATI) [CYNAMF] [CYNAML]: [CYAQRTH], [CYFUHU], Age [AGEIWDAT] [(Respondent)]

How much work did [you / [REFERENCE PERSON] / [SPOUSE-PARTNER]] miss in [PYEAR] for a vacation or time off?

- ENTER as number of Months, Weeks, and Days
- [0] not allowed, PRESS [Enter]

1 – 12 Months

1 – 52 Weeks

1 – 365 Days

CHECK: You must enter either months, weeks or days.

CHECK: You cannot enter more than ONE YEAR in total.

(WEB) How much work did [you / [REFERENCE PERSON] / [SPOUSE-PARTNER]] miss in [PYEAR] for a vacation or time off?

Please enter as a number of months, weeks and/or days; for "0" please leave the box empty - do not enter "0".

1 – 12 Number of months

1 – 52 Number of weeks

1 – 365 Number of days

CHECK: Please enter a number from 1 to [12 / 52 / 365].

CHECK: You cannot enter more than ONE YEAR in total.

SIGNAL for NA: This information is important. Please give us your best estimate.

BC10CPTO. (CATI) [CYNAMF] [CYNAML]: [CYAQRTH], [CYFUHU], Age [AGEIWDAT] [(Respondent)]

Reported Time Away in [PYEAR] for Vacation (READ if needed)

Number of Months: [BC10CMTH]

Number of Weeks: [BC10CWK]

Number of Days: [BC10CDY]

How much of that time in [PYEAR] was paid time off? Would you say all of it, about half, none, or something else?

1. All of it 2. About half of it 3. None of it

7. Something else-specify (BC10CPTOSPEC. Specify. (String 100))

(WEB) Reported Time Away in [PYEAR] (Vacation)

Number of Months: [BC10CMTH]

Number of Weeks: [BC10CWK]

Number of Days: [BC10CDY]

How much of that time in [PYEAR] was PAID TIME OFF?

1. All of it 2. About half of it 3. None of it 7. Something else - Please specify: (BC10CPTOSPEC)

BC10CMOS. (CATI) [CYNAMF] [CYNAML]: [CYAQRTH], [CYFUHU], Age [AGEIWDAT] [(Respondent)]

[Reported Time Away in \[PYEAR\] for Vacation \(READ if needed\)](#)

Number of Months: [BC10CMTH]

Number of Weeks: [BC10CWK]

Number of Days: [BC10CDY]

During which months of [PYEAR] was that (when [you / [REFERENCE PERSON] / [SPOUSE-PARTNER]] missed work for a vacation or time off)?

- ENTER all that apply
- PROBE: Any others?
- Do not include months when [[REFERENCE PERSON] / [SPOUSE-PARTNER]] was not employed

Select All

Clear All

1. January

2. February

3. March

4. April

5. May

6. June

7. July

8. August

9. September

10. October

11. November

12. December

(WEB) [Reported Time Away in \[PYEAR\] \(Vacation\)](#)

Number of Months: [BC10CMTH]

Number of Weeks: [BC10CWK]

Number of Days: [BC10CDY]

During which months of [PYEAR] was that when [you / [REFERENCE PERSON] / [SPOUSE-PARTNER]] missed work for a vacation or time off?

Please select all that apply.

Do not include months when [you were / [REFERENCE PERSON] was / [SPOUSE-PARTNER] was] not employed.

Select All

Clear All

1. January

2. February

3. March

4. April

5. May

6. June

7. July

8. August

9. September

10. October

11. November

12. December

BC10D. (CATI) [CYNAMF] [CYNAML]: [CYAQRTH], [CYFUHU], Age [AGEIWDAT] [(Respondent)]

While [you were / [REFERENCE PERSON] was / [SPOUSE-PARTNER] was] employed during [PYEAR], did [you / he / she] miss any work because [you were / he was /she was] on strike?

1. Yes

5. No

→ GO TO BC10E

GO TO BC10DMTH

(WEB) While [you were / [REFERENCE PERSON] was / [SPOUSE-PARTNER] was] employed during [PYEAR], did [you / he / she] miss any work because [you were / he was /she was] on strike?

1. Yes

5. No

→ GO TO BC10E

GO TO BC10DMTH

BC10DMTH, BC10DWK, BC10DDY. (CATI) [CYNAMF] [CYNAML]: [CYAQRTH], [CYFUHU], Age [AGEIWDAT] [(Respondent)]

How much work did [you / [REFERENCE PERSON] / [SPOUSE-PARTNER]] miss in [PYEAR] because [you were / he was / she was] on strike?

- ENTER as number of Months, Weeks, and Days
- [0] not allowed, PRESS [Enter]

1 – 12 Months

1 – 52 Weeks

1 – 365 Days

CHECK: You must enter either months, weeks or days.

CHECK: You cannot enter more than ONE YEAR in total.

(WEB) How much work did [you / [REFERENCE PERSON] / [SPOUSE-PARTNER]] miss in [PYEAR] because [you were / he was / she was] on strike?

Please enter as a number of months, weeks and/or days; for "0" please leave the box empty - do not enter "0".

1 – 12 Number of months

1 – 52 Number of weeks

1 – 365 Number of days

CHECK: Please enter a number from 1 to [12 / 52 / 365].

CHECK: You cannot enter more than ONE YEAR in total.

SIGNAL for NA: This information is important. Please give us your best estimate.

BC10DMOS. (CATI) [CYNAMF] [CYNAML]: [CYAQRTH], [CYFUHU], Age [AGEIWDAT] [(Respondent)]

Reported Time Away in [PYEAR] for On Strike (READ if needed)

Number of Months: [BC10DMTH]

Number of Weeks: [BC10DWK]

Number of Days: [BC10DDY]

During which months of [PYEAR] was that (when [you / [REFERENCE PERSON] / [SPOUSE-PARTNER]] missed work because [you were / he was / she was] on strike)?

- ENTER all that apply
- PROBE: Any others?
- Do not include months when [[REFERENCE PERSON] / [SPOUSE-PARTNER]] was not employed

<input type="text"/> 1. January	<input type="text"/> 2. February	<input type="text"/> 3. March	<input type="text"/> 4. April	<input type="text"/> 5. May	<input type="text"/> 6. June
<input type="text"/> 7. July	<input type="text"/> 8. August	<input type="text"/> 9. September	<input type="text"/> 10. October	<input type="text"/> 11. November	<input type="text"/> 12. December

(WEB) Reported Time Away in [PYEAR] (On Strike)

Number of Months: [BC10DMTH]

Number of Weeks: [BC10DWK]

Number of Days: [BC10DDY]

During which months of [PYEAR] was that when [you / [REFERENCE PERSON] / [SPOUSE-PARTNER]] missed work because [you were / he was / she was] on strike?

Please select all that apply.

Do not include months when [you were / [REFERENCE PERSON] was / [SPOUSE-PARTNER] was] not employed

<input type="text"/> 1. January	<input type="text"/> 2. February	<input type="text"/> 3. March	<input type="text"/> 4. April	<input type="text"/> 5. May	<input type="text"/> 6. June
<input type="text"/> 7. July	<input type="text"/> 8. August	<input type="text"/> 9. September	<input type="text"/> 10. October	<input type="text"/> 11. November	<input type="text"/> 12. December

BC10E. (CATI) [CYNAMF] [CYNAML]: [CYAQRTH], [CYFUHU], Age [AGEIWDAT] [(Respondent)]

While [you were / [REFERENCE PERSON] was / [SPOUSE-PARTNER] was] employed during [PYEAR], did [you / he / she] miss any work because [you were / he was / she was] temporarily laid off from work?

1. Yes

5. No

→ GO TO BC7BCKPT

GO TO BC10EMTH

(WEB) While [you were / [REFERENCE PERSON] was / [SPOUSE-PARTNER] was] employed during [PYEAR], did [you / he / she] miss any work because [you were / he was / she was] temporarily laid off from work?

1. Yes

5. No

→ GO TO BC7BCKPT

GO TO BC10EMTH

BC10EMTH, BC10EWK, BC10EDY. (CATI) [CYNAMF] [CYNAML]: [CYAQRTH], [CYFUHU], Age [AGEIWDAT] [(Respondent)]

How much work did [you / [REFERENCE PERSON] / [SPOUSE-PARTNER]] miss in [PYEAR] because [you were / he was / she was] temporarily laid off from work?

- ENTER as number of Months, Weeks, and Days
- [0] not allowed, PRESS [Enter]

1 – 12

Months

1 – 52

Weeks

1 – 365

Days

CHECK: You must enter either months, weeks or days.

CHECK: You cannot enter more than ONE YEAR in total.

(WEB) How much work did [you / [REFERENCE PERSON] / [SPOUSE-PARTNER]] miss in [PYEAR] because [you were / he was / she was] temporarily laid off from work?

Please enter as a number of months, weeks and/or days; for "0" please leave the box empty - do not enter "0".

1 – 12

Number of months

1 – 52

Number of weeks

1 – 365

Number of days

CHECK: Please enter a number from 1 to [12 / 52 / 365].

CHECK: You cannot enter more than ONE YEAR in total.

SIGNAL for NA: This information is important. Please give us your best estimate.

BC10EMOS. (CATI) [CYNAMF] [CYNAML]: [CYAQRTH], [CYFUHU], Age [AGEIWDAT] [(Respondent)]

Reported Time Away in [PYEAR] for Temporary Layoff (READ if needed)

Number of Months: [BC10EMTH]

Number of Weeks: [BC10EWK]

Number of Days: [BC10EDY]

During which months of [PYEAR] was that (when [you / [REFERENCE PERSON] / [SPOUSE-PARTNER]] missed work because [you were / he was / she was] temporarily laid off from work)?

- ENTER all that apply
- PROBE: Any others?
- Do not include months when [[REFERENCE PERSON] / [SPOUSE-PARTNER]] was not employed

Select All

Clear All

1. January

2. February

3. March

4. April

5. May

6. June

7. July

8. August

9. September

10. October

11. November

12. December

(WEB) Reported Time Away in [PYEAR] (Temporary Layoff)

Number of Months: [BC10EMTH]

Number of Weeks: [BC10EWK]

Number of Days: [BC10EDY]

During which months of [PYEAR] was that when [you / [REFERENCE PERSON] / [SPOUSE-PARTNER]] missed work because [you were / he was / she was] temporarily laid off from work?

Please select all that apply.

Do not include months when [you were / [REFERENCE PERSON] was / [SPOUSE-PARTNER] was] not employed.

Select All

Clear All

1. January

2. February

3. March

4. April

5. May

6. June

7. July

8. August

9. September

10. October

11. November

12. December

End TIMEAWAY

Not Working in P2Year

SECTION_BC[1..2].NOTWORK [1]=Reference Person, [2]=Spouse-Partner

AQSN. AQSN of Reference Person (Spouse-Partner). Assigned.

BC7BCKPT. CAI Checkpoint: Number of Weeks Worked in P2YEAR

1. None or Part of Year (P2YTOTWKS=0-51, 99)

5. Entire Year (P2YTOTWKS=52)

→ GO TO BC7DCKPT



BC7B. (CATI) [CYNAMF] [CYNAML]: [CYAQRTH], [CYFUHU], Age [AGEIWDAT] [(Respondent)]

Next are questions about times during [P2YEAR] in which [you were / [REFERENCE PERSON] was / [SPOUSE-PARTNER] was] not employed, that is, not working at all for pay.

[P2YTOTWKS=0: Some people continue to look for a job, even if they are retired or otherwise not employed.

Although [you were / [REFERENCE PERSON] was / [SPOUSE-PARTNER] was] not employed in [P2YEAR], were / P2YTOTWKS<>0: Were] there any times during [P2YEAR] when [you were / he was / she was] not employed and [you were / he was / she was] looking for a job?

- 'Not employed' means not working for pay

1. Yes

5. No

→ GO TO BC7DCKPT

GO TO BC7BMTH

(WEB) Next are questions about times during [P2YEAR] in which [you were / [REFERENCE PERSON] was / [SPOUSE-PARTNER] was] NOT employed, that is, not working at all for pay.

[P2YTOTWKS=0: Some people continue to look for a job, even if they are retired or otherwise not employed.

Although [you were / [REFERENCE PERSON] was / [SPOUSE-PARTNER] was] not employed in [P2YEAR], were / P2YTOTWKS<>0: Were] there any times during [P2YEAR] when [you were / he was / she was] NOT employed and [you were / he was / she was] LOOKING FOR A JOB?

Not employed' means not working for pay.

1. Yes

5. No

→ GO TO BC7DCKPT

GO TO BC7BMTH

BC7BMTH, BC7BWK, BC7BDY. (CATI) [CYNAMF] [CYNAML]: [CYAQRTH], [CYFUHU], Age [AGEIWDAT] [(Respondent)]

How long [were you / was [REFERENCE PERSON] / was [SPOUSE-PARTNER]] not employed and looking {for a job in [P2YEAR]}?

- ENTER as number of Months, Weeks, and Days
- [0] not allowed, PRESS [Enter]

1 – 12

Months

1 – 52

Weeks

1 – 365

Days

CHECK: You must enter either months, weeks or days.

CHECK: You cannot enter more than ONE YEAR in total.

(WEB) How long [were you / was [REFERENCE PERSON] / was [SPOUSE-PARTNER]] NOT employed and LOOKING for a job in [P2YEAR]?

Please enter as a number of months, weeks and/or days; for "0" please leave the box empty - do not enter "0".

1 – 12

Number of months

1 – 52

Number of weeks

1 – 365

Number of days

CHECK: Please enter a number from 1 to [12 / 52 / 365].

CHECK: You cannot enter more than ONE YEAR in total.

SIGNAL for NA: This information is important. Please give us your best estimate.

BC7BMOS. (CATI) [CYNAMF] [CYNAML]: [CYAQRTH], [CYFUHU], Age [AGEIWDAT] [(Respondent)]

Reported Time Not Employed and Looking for a Job in [P2YEAR] (READ if needed)

Number of Months: [BC7BMTH]

Number of Weeks: [BC7BWK]

Number of Days: [BC7BDY]

During which months of [P2YEAR] was that when [you were / [REFERENCE PERSON] was / [SPOUSE-PARTNER] was] not employed and looking for a job?

- ENTER all that apply
- PROBE: Any others?

Select All Clear All

1. January	2. February	3. March	4. April	5. May	6. June
7. July	8. August	9. September	10. October	11. November	12. December

(WEB) Reported Time Not Employed and Looking for a Job in [P2YEAR]

Number of Months: [BC7BMTH]

Number of Weeks: [BC7BWK]

Number of Days: [BC7BDY]

During which months of [P2YEAR] was that when [you were / [REFERENCE PERSON] was / [SPOUSE-PARTNER] was] NOT employed and LOOKING for a job?

Please select all that apply.

Select All Clear All

1. January	2. February	3. March	4. April	5. May	6. June
7. July	8. August	9. September	10. October	11. November	12. December

Not Working in PYear

BC7DCKPT. CAI Checkpoint: Number of Weeks Worked in PYEAR

1. None or Part of Year (PYTOTWKS=0-51, 99)	5. Entire Year (PYTOTWKS=52)	→ GO TO BC61CKPT
↓		

BC7D. (CATI) [CYNAMF] [CYNAML]: [CYAQRTH], [CYFUHU], Age [AGEIWDAT] [(Respondent)]

Next are questions about times during [PYEAR] in which [you were / [REFERENCE PERSON] was / [SPOUSE-PARTNER] was] not employed, that is, not working at all for pay.

[PYTOTWKS=0 & PY2TOTWKS<>0: Some people continue to look for a job, even if they are retired or otherwise not employed.] [PYTOTWKS=0: Although [you were / [REFERENCE PERSON] was / [SPOUSE-PARTNER] was] not employed in [PYEAR], were / PYTOTWKS<>0: Were] there any times during [PYEAR] when [you were / he was / she was] not employed and [you were / he was / she was] looking for a job?

- 'Not employed' means not working for pay

1. Yes	5. No	→ GO TO BC61CKPT
--------	-------	------------------

GO TO BC7DMTH

(WEB) Next are questions about times during [PYEAR] in which [you were / [REFERENCE PERSON] was / [SPOUSE-PARTNER] was] NOT employed, that is, not working at all for pay.

[PYTOTWKS=0 & PY2TOTWKS<>0: Some people continue to look for a job, even if they are retired or otherwise not employed.] [PYTOTWKS=0: Although [you were / [REFERENCE PERSON] was / [SPOUSE-PARTNER] was] not employed in [PYEAR], were / PYTOTWKS<>0: Were] there any times during [PYEAR] when [you were / he was / she was] NOT employed and [you were / he was / she was] LOOKING FOR A JOB?

'Not employed' means not working for pay.

1. Yes	5. No	→ GO TO BC61CKPT
--------	-------	------------------

GO TO BC7DMTH

BC7DMTH, BC7DWK, BC7DDY. (CATI) [CYNAMF] [CYNAML]: [CYAQRTH], [CYFUHU], Age [AGEIWDAT] [(Respondent)]

How long [were you / was [REFERENCE PERSON] / was [SPOUSE-PARTNER]] not employed and looking for a job in [PYEAR]?

- ENTER as number of Months, Weeks, and Days
- [0] not allowed, PRESS [Enter]

1 – 12 Months

1 – 52 Weeks

1 – 365 Days

CHECK: You must enter either months, weeks or days.

CHECK: You cannot enter more than ONE YEAR in total.

(WEB) How long [were you / was [REFERENCE PERSON] / was [SPOUSE-PARTNER]] NOT employed and LOOKING for a job in [PYEAR]?

Please enter as a number of months, weeks and/or days; for "0" please leave the box empty - do not enter "0".

1 – 12 Number of months

1 – 52 Number of weeks

1 – 365 Number of days

CHECK: Please enter a number from 1 to [12 / 52 / 365].

CHECK: You cannot enter more than ONE YEAR in total.

SIGNAL for NA: This information is important. Please give us your best estimate.

BC7DMOS. (CATI) [CYNAMF] [CYNAML]: [CYAQRTH], [CYFUHU], Age [AGEIWDAT] [(Respondent)]

Reported Time Not Employed and Looking for a Job in [P2YEAR] (READ if needed)

Number of Months: [BC7BMTH]

Number of Weeks: [BC7BWK]

Number of Days: [BC7BDY]

During which months of [PYEAR] was that when [you were / [REFERENCE PERSON] was / [SPOUSE-PARTNER] was] not employed and looking for a job?

- ENTER all that apply
- PROBE: Any others?

Select All

Clear All

1. January

2. February

3. March

4. April

5. May

6. June

7. July

8. August

9. September

10. October

11. November

12. December

(WEB) Reported Time Not Employed and Looking for a Job in [PYEAR]

Number of Months: [BC7DMTH]

Number of Weeks: [BC7DWK]

Number of Days: [BC7DDY]

During which months of [PYEAR] was that when [you were / [REFERENCE PERSON] was / [SPOUSE-PARTNER] was] NOT employed and LOOKING for a job?

Please select all that apply.

Select All

Clear All

1. January

2. February

3. March

4. April

5. May

6. June

7. July

8. August

9. September

10. October

11. November

12. December

End NETWORK

No Work Since P2Year

REINT: No Work Since P2Y Ineligible; ALL OTHER IWS: No Work Since P2Y

BC61CKPT. CAI Checkpoint: Whether Eligible for Dependent Interviewing

No Work Since P2YEAR (BCWTRWRK=0)			5. Worked Since P2YEAR (BCWTRWRK=1) GO TO BC64
1. Eligible: Preloaded BCDE62=Yes & Preloaded BCDE63 Valid (REINT & NEWPRELOAD.BCDE62=Yes & NEWPRELOAD.BCDE63=Response) (Assign BC62 & BC63=NEWPRELOAD) GO TO BC64	2. Ineligible: Preloaded BCDE62<>Yes (REINT But NEWPRELOAD.BCDE62<>Yes)	4. Ineligible: Preloaded BCDE62=Yes & Preloaded BCDE63 Not Valid; or Different RP (SP); or Not Reinterview (a. REINT & NEWPRELOAD.BCDE62 =Yes - But NEWPRELOAD.BCDE63<>Response b. REINT - But Not Same RP (SP) c. Not REINT)	

↓

BC62. (CATI) [CYNAMF] [CYNAML]: [CYAQRTH], [CYFUHU], Age [AGEIWDAT] [(Respondent)]

[Have you / Has [REFERENCE PERSON] / Has [SPOUSE-PARTNER]] ever done any work for money?

 → GO TO BC64

GO TO BC63

(WEB) [Have you / Has [REFERENCE PERSON] / Has [SPOUSE-PARTNER]] ever done any work for money?

 → GO TO BC64

GO TO BC63

SECTION_BC[1..2].BC63 [1]=Reference Person, [2]=Spouse-Partner

MONTH, YEAR. (CATI) [CYNAMF] [CYNAML]: [CYAQRTH], [CYFUHU], Age [AGEIWDAT] [(Respondent)]

In what month and year did [you / he / she] last work for money?

- SELECT Month and [Enter] to go to next screen for year
- IF NECESSARY: What would be your best estimate?

Select ▾	1. January	5. May	9. September	21. Winter (Dec-Feb)
	2. February	6. June	10. October	22. Spring (Mar-May)
	3. March	7. July	11. November	23. Summer (Jun-Aug)
	4. April	8. August	12. December	24. Fall (Sep-Nov)

(In what month and year did [you / he / she] last work for money?)

[MONTH], _____

- ENTER Year

☐ 9997. Before [P2YEAR] but don't know exact year (SP_0A)

(WEB) In what month and year did [you / [REFERENCE PERSON] / [SPOUSE-PARTNER]] last work?

If you do not know the month, please select the season.

Select ▾	Month or Season	1. January	5. May	9. September	21. Winter (Dec-Feb)
		2. February	6. June	10. October	22. Spring (Mar-May)
		3. March	7. July	11. November	23. Summer (Jun-Aug)
		4. April	8. August	12. December	24. Fall (Sep-Nov)

 Year

☐ 9997. Before [P2YEAR] but don't know exact year (SP_0A)

CHECK: Please enter a year before [P2YEAR].

End BC63

Looking for Work

BC64. (CATI) [CYNAMEF] [CYNAML]: [CYAQRTH], [CYFUHU], Age [AGEIWDAT] [(Respondent)]

[Have you / Has [REFERENCE PERSON] / Has [SPOUSE-PARTNER] been looking for [BCDE1=WORKING, LAID OFF or BCDE3=WORKING NOW: another job / ALL OTHERS: work] during the past four weeks?

1. Yes 5. No → GO TO BC68CKPT

GO TO BC65

(WEB) [Have you / Has [REFERENCE PERSON] / Has [SPOUSE-PARTNER]] been looking for [BCDE1=WORKING, LAID OFF or BCDE3=WORKING NOW: another job / ALL OTHERS: work] during the past four weeks?

1. Yes 5. No → GO TO BC68CKPT

GO TO BC65

BC65. (CATI) [CYNAMEF] [CYNAML]: [CYAQRTH], [CYFUHU], Age [AGEIWDAT] [(Respondent)]

What [have you / has he / has she] been doing the last four weeks to find [another job / work]?

- IF R SAYS "Internet, website, on-line, on the computer" etc., PROBE for specific activity: What did [you / [REFERENCE PERSON] / [SPOUSE-PARTNER]] do - did [you / [REFERENCE PERSON] / [SPOUSE-PARTNER]] contact employers or agencies, check out potential employers without applying, or what?
- ENTER all that apply
- PROBE: Any others?

1. Checked with public employment agency	2. Checked with private employment agency
3. Checked with current employer directly	4. Checked with other employer directly
5. Checked with friends or relatives	6. Placed or answered ads
9. Contacted school/university employment center	10. Checked union/professional registers
11. Sent out resumes/filled out applications	12. Attended job training programs/courses
13. Went on job interviews	14. Looked at ads or employers without applying
15. Used social media, e.g. Facebook, LinkedIn	17. Used online search engines, for example, Indeed.com
8. Nothing	7. Other-specify (BC65SPEC. Specify. (String 100))

(WEB) What [have you / has [REFERENCE PERSON] / has [SPOUSE-PARTNER]] been doing the last four weeks to find [another job / work]?

Please select all that apply.

1. Checking with public employment agency	2. Checking with private employment agency
3. Checking with current employer directly	4. Checking with other employer directly
5. Checking with friends or relatives	6. Placing or answering ads
9. Contacting school or university employment centers	10. Checking union or professional registers
11. Sending out resumes or filling out applications	12. Attending job training programs or courses
13. Going on job interviews	14. Looking at ads or employers without applying
15. Using social media, e.g. Facebook, LinkedIn	17. Using online search engines, for example, Indeed.com
8. Nothing	7. Other - Please specify: (BC65SPEC)

CHECK: "Nothing" is not allowed with other responses.

BC65ACKPT. CAI Checkpoint: Methods Used to Look for Work

<div style="border: 1px solid black; padding: 5px; margin-bottom: 10px;"> 1. Nothing, or Social Media Only, or Not Response (BC65=8, 15, 17 ONLY, DK, RF, NA) </div> → GO TO BC66CKPT	<div style="border: 1px solid black; padding: 5px; text-align: center;"> 5. All Others </div> ↓
---	---

BC65A. (CATI) [CYNAMF] [CYNAML]: [CYAQRTH], [CYFUHU], Age [AGEIWDAT] [(Respondent)]

[Methods Reported](#)[\[List of BC65 Selections\]](#)

ASK or CONFIRM: When [you / he / she] searched, did [you / he / she] use the Internet (such as sending email or visiting websites)?

- If needed: Did [you / he / she] use the internet for any of the methods you mentioned?
- If needed: We're talking about the last 4 weeks

1. Yes

5. No

→ GO TO BC66CKPT

GO TO BC65B

(WEB) In the last 4 weeks, when [you / [REFERENCE PERSON] / [SPOUSE-PARTNER]] searched, did [you / he / she] use the Internet, such as sending email or visiting websites, for ANY of the methods you mentioned?

1. Yes

5. No

→ GO TO BC66CKPT

GO TO BC65B

BC65B. (CATI) [CYNAMF] [CYNAML]: [CYAQRTH], [CYFUHU], Age [AGEIWDAT] [(Respondent)]

[Methods Reported](#)[\[List of BC65 Selections\]](#)

[Were you / Was he / Was she] required to use the internet, or were other options available (such as visiting, calling, or mailing materials)?

- ENTER [1] if R says the internet was required for some but not others
- If needed: We're talking about the last 4 weeks

1. Yes, required to use the internet

5. No, other options were available

(WEB) [Were you / Was [REFERENCE PERSON] / Was [SPOUSE-PARTNER]] REQUIRED to use the internet, or were other options available, such as visiting, calling, or mailing materials?
Please select "Yes" if the internet was required for some methods but not for others

1. Yes, required to use the internet

5. No, other options were available

BC66CKPT. CAI Checkpoint: Whether Currently Working

1. Not Currently Working (BC15CKPT=3, 4, 5)

5. All Others

→ GO TO BC68CKPT

↓

SECTION_BC[1..2].BC67 [1]=Reference Person, [2]=Spouse-Partner

YEARS, MONTHS, WEEKS. (CATI) [CYNAMF] [CYNAML]: [CYAQRTH], [CYFUHU], Age [AGEIWDAT] [(Respondent)]

How long [have you / has he / has she] been looking for work?

- ENTER as number of Years, Months, and Weeks
- [0] not allowed, PRESS [Enter]
- USE Years for amounts given in whole years
- USE Months and Weeks for amounts less than one year
- USE 1 week for amounts of one week or less

1 – 65 Years

1 – 12 Months

1 – 52 Weeks

CHECK: You must enter either years, months, or weeks.

(WEB) How long [have you / has [REFERENCE PERSON] / has [SPOUSE-PARTNER]] been looking for work?
Please enter as a number of years, months, and/or weeks; for "0" please leave the box empty - do not enter "0".

For less than one week, please enter "1" for Number of Weeks.

1 – 65 Number of years

1 – 12 Number of months

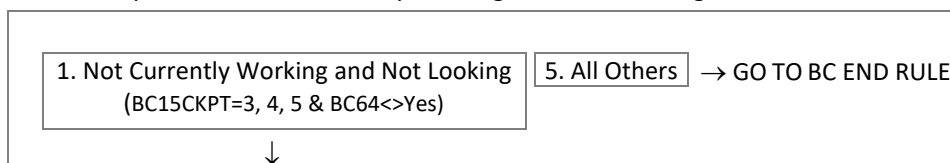
1 – 52 Number of weeks

CHECK: Please enter a number from 1 to [65 / 12 / 52].

End BC67

Not Working & Not Looking for Work

BC68CKPT. CAI Checkpoint: Whether Currently Working; Whether Looking for Work



BC68. (CATI) [CYNAMEF] [CYNAML]: [CYAQRTH], [CYFUHU], Age [AGEIWDAT] [(Respondent)]

What is the main reason [you were / he was / she was] not looking for work during the last four weeks?

- If R gives multiple reasons, PROBE: Which of those would be the main reason?

1. Believe no work available in area that R likes	2. Couldn't find any work	
3. Lack necessary schooling/training	4. Employers think too young or too old	
5. Other types of discrimination	6. In school or training	
7. Transportation problems	8. Family responsibilities	
9. Can't arrange child care	10. Ill health, physical disability	11. Retired
97. Other-specify (BC68SPEC. Specify (String 500))		

(WEB) What is the MAIN reason [you were / [REFERENCE PERSON] was / [SPOUSE-PARTNER] was] not looking for work during the last four weeks?

1. Believed that no work was available in desired area	2. Couldn't find any work	
3. Lacked the necessary schooling or training	4. Employers thought too young or too old	
5. Other types of discrimination	6. Was in school or training	
7. Transportation problems	8. Family responsibilities	
9. Couldn't arrange child care	10. Ill health, physical disability	11. Retired
97. Other - Please specify: (BC68SPEC)		

BC END RULE: Whether Spouse-Partner in FU (CYAQRTH=201-222, CYFUHU=FU, FUMI)

Spouse-Partner	→ REPEAT SECTION BC; Then GO TO SECTION F	No Spouse-Partner	GO TO SECTION F
----------------	--	-------------------	-----------------

End SECTION_BC

Section F: Expenditures

[TOC](#)

SECTION_F

F1. (CATI ONLY) Now I have a few questions about housework and food costs. [*R=RP, SP, OFUM*: For these questions, when I refer to “family”, I mean your family living there with you.]

- [ENTER \[1\] to continue](#)

1. Continue

F1ACKPT. CAI Checkpoint: Whether Single Reference Person or Reference Person + Spouse-Partner in FU

1. Male Reference Person + Spouse-Partner ((CYAQRTH=101 & CYFUHU=FU, FUMI) and (CYAQRTH=201-222 & CYFUHU=FU, FUMI))	2. Male Reference Person, No Spouse-Partner (CYAQRTH=101 & CYFUHU=FU, FUMI)
3. Female Reference Person, No Spouse-Partner (CYAQRTH=102 & CYFUHU=FU, FUMI)	4. Female Reference Person + Spouse-Partner ((CYAQRTH=102 & CYFUHU=FU or FUMI) and (CYAQRTH=202-222 & CYFUHU=FU, FUMI))

Time Use Outside of Work**SECTION_F.F1A_F1K[1..2]** [1]=Reference Person, [2]=Spouse-Partner

AQSN. AQSN of Reference Person (Spouse-Partner). Assigned.

F1A. (F2, F3) (CATI) [CYNAMF] [CYNAML]: [CYAQRTH], [CYFUHU], Age [AGEIWDAT] [(Respondent)]

These next few questions are about how [you spend/ [REFERENCE PERSON] spends / [SPOUSE-PARTNER] spends] [your / his / her] time [*CURRENTLY WORKING*: when [you are / he is /she is] not working].

In a typical week, how many hours [do you / does he / does she] spend doing housework, for example, cooking, cleaning, and other work around the house?

- [IF R report hours other than weekly, PROBE](#): About how many hours per week would you say that is?
- [IF R reports a range, PROBE](#): Within that range, what is your best estimate?
- [ROUND DOWN for fractions less than ½ \(0.5\)](#)
- [ROUND UP for fractions ½ \(0.5\) or more](#)

0 None

1 – 111 Actual hours

112 112 Hours or more

0 – 112

F1B. (CATI) [CYNAMF] [CYNAML]: [CYAQRTH], [CYFUHU], Age [AGEIWDAT] [(Respondent)]

(In a typical week, how many hours [do you / does he / does she] spend)

Doing personal care activities, for example, grooming, getting ready for the day, or taking care of [your / his / her] health needs?

- [IF R report hours other than weekly, PROBE](#): About how many hours per week would you say that is?
- [IF R reports a range, PROBE](#): Within that range, what is your best estimate?
- [ROUND DOWN for fractions less than ½ \(0.5\)](#)
- [ROUND UP for fractions ½ \(0.5\) or more](#)

0 None

1 – 111 Actual hours

112 112 Hours or more

0 – 112

F1C. (CATI) [CYNAMF] [CYNAML]: [CYAQRTH], [CYFUHU], Age [AGEIWDAT] [(Respondent)]

(In a typical week, how many hours [do you / does he / does she] spend)

Shopping, for example, buying groceries or clothes, or shopping online?

- IF R report hours other than weekly, PROBE: About how many hours per week would you say that is?
- IF R reports a range, PROBE: Within that range, what is your best estimate?
- ROUND DOWN for fractions less than ½ (0.5)
- ROUND UP for fractions ½ (0.5) or more

0 None

1 – 111 Actual hours

112 112 Hours or more

0 – 112

F1D. (CATI) [CYNAMF] [CYNAML]: [CYAQRTH], [CYFUHU], Age [AGEIWDAT] [(Respondent)]

(In a typical week, how many hours [do you / does he / does she] spend)

Caring for or looking after children? [CURRENTLY WORKING: Exclude hours providing care if this is [your / his / her] job.]

- IF R reports 24/7, ENTER [168]
- IF R report hours other than weekly, PROBE: About how many hours per week would you say that is?
- IF R reports a range, PROBE: Within that range, what is your best estimate?
- ROUND DOWN for fractions less than ½ (0.5)
- ROUND UP for fractions ½ (0.5) or more

0 None

1 – 168 Actual hours

0 – 168

F1D2. (CATI) [CYNAMF] [CYNAML]: [CYAQRTH], [CYFUHU], Age [AGEIWDAT] [(Respondent)]

(In a typical week, how many hours [do you / does he / does she] spend)

Caring for or looking after an adult who needs assistance with daily activities? [CURRENTLY WORKING: Exclude hours providing care if this is [your / his / her] job.]

- IF R reports 24/7, ENTER [168]
- IF R report hours other than weekly, PROBE: About how many hours per week would you say that is?
- IF R reports a range, PROBE: Within that range, what is your best estimate?
- ROUND DOWN for fractions less than ½ (0.5)
- ROUND UP for fractions ½ (0.5) or more

0 None

1 – 168 Actual hours

0 – 168

F1E. (CATI) [CYNAMF] [CYNAML]: [CYAQRTH], [CYFUHU], Age [AGEIWDAT] [(Respondent)]

(In a typical week, how many hours [do you / does he / does she] spend)

Volunteering, for example, at religious organizations, schools, hospitals, charities, or community organizations?

- IF R report hours other than weekly, PROBE: About how many hours per week would you say that is?
- IF R reports a range, PROBE: Within that range, what is your best estimate?
- ROUND DOWN for fractions less than ½ (0.5)
- ROUND UP for fractions ½ (0.5) or more

0 None

1 – 111 Actual hours

112 112 Hours or more

0 – 112

F1F. (CATI) [CYNAMF] [CYNAML]: [CYAQRTH], [CYFUHU], Age [AGEIWDAT] [(Respondent)]

(In a typical week, how many hours [do you / does he / does she] spend)

Doing educational activities, for example, taking classes, doing homework, or studying for exams? [>1 FU

MEMBER: Exclude time spent helping others with homework.]

- IF R report hours other than weekly, PROBE: About how many hours per week would you say that is?
- IF R reports a range, PROBE: Within that range, what is your best estimate?
- ROUND DOWN for fractions less than $\frac{1}{2}$ (0.5)
- ROUND UP for fractions $\frac{1}{2}$ (0.5) or more

0 None

1 – 111 Actual hours

112 112 Hours or more

0 – 112

F1G. (CATI) [CYNAMF] [CYNAML]: [CYAQRTH], [CYFUHU], Age [AGEIWDAT] [(Respondent)]

(In a typical week, how many hours [do you / does he / does she] spend)

Doing leisure activities for enjoyment, for example, watching TV, doing physical activities that [you enjoy/ he enjoys / she enjoys], going online, or spending time with friends?

- IF R report hours other than weekly, PROBE: About how many hours per week would you say that is?
- IF R reports a range, PROBE: Within that range, what is your best estimate?
- ROUND DOWN for fractions less than $\frac{1}{2}$ (0.5)
- ROUND UP for fractions $\frac{1}{2}$ (0.5) or more

0 None

1 – 111 Actual hours

112 112 Hours or more

0 – 112

F1A-F1G GRID. (WEB) These next few questions are about how [you spend/ [REFERENCE PERSON] spends / [SPOUSE-PARTNER] spends] [your / his / her] time [CURRENTLY WORKING: when [you are / he is / she is] NOT WORKING]. In a TYPICAL WEEK, how many hours [do you / does he / does she] spend doing each of the following?

Please round to the nearest number of hours.

F1A. HOUSEWORK, for example, cooking, cleaning, and other work around the house. 0 – 112 Hours

F1B. PERSONAL CARE activities, for example, grooming, getting ready for the day, or taking care of your health needs. 0 – 112 Hours

F1C. SHOPPING, for example, buying groceries or clothes, or shopping online. 0 – 112 Hours

F1D. Caring for or looking after CHILDREN. 0 – 168 Hours

F1D2. Caring for or looking after an ADULT who needs assistance with daily activities. 0 – 168 Hours

F1E. VOLUNTEERING, for example, at religious organizations, schools, hospitals, charities, or community organizations. 0 – 112 Hours

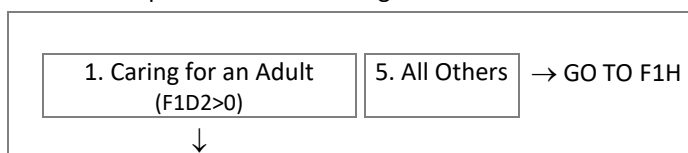
F1F. EDUCATIONAL activities, for example, taking classes, doing homework, or studying for exams. 0 – 112 Hours

Exclude time spent helping others with homework.

F1G. LEISURE activities for enjoyment, for example, watching TV, doing physical activities that [you enjoy / he enjoys / she enjoys], going online, or spending time with friends. 0 – 112 Hours

CHECK: Please enter a number from 0 to [112 / 168].

F1D2ACKPT. CAI Checkpoint: Whether Caring for an Adult



F1D2A. (CATI) [CYNAMF] [CYNAML]: [CYAQRTH], [CYFUHU], Age [AGEIWDAT] [(Respondent)]

Thinking about the time [you spend/ [REFERENCE PERSON] spends / [SPOUSE-PARTNER] spends] caring for or looking after an adult who needs assistance with daily activities, who [are you / is [REFERENCE PERSON] / is [SPOUSE-PARTNER]] looking after?

- If taking care of more than one adult, PROBE: We are talking about the person [you are / he is /she is] giving the most care.

1. Mother	2. Father
3. Mother-in-law	4. Father-in-law
5. Child	6. Spouse or Partner
7. Brother or brother-in-law	8. Sister or sister-in-law
9. Grandmother	10. Grandfather
11. Grandchild	12. Other relative
15. Non-relative/Family friend	97. Other-specify (F1D2ASPEC. Specify. (String 100))

(WEB) Thinking about the time [you spend/ [REFERENCE PERSON] spends / [SPOUSE-PARTNER] spends] caring for or looking after an adult who needs assistance with daily activities, who are [you / [REFERENCE PERSON] / [SPOUSE-PARTNER]] looking after?

If [you take / he takes / she takes] care of more than one adult, please select the person [you are / he is /she is] giving the most care.

1. Mother	2. Father
3. Mother-in-law	4. Father-in-law
5. Child	6. Spouse or Partner
7. Brother or brother-in-law	8. Sister or sister-in-law
9. Grandmother	10. Grandfather
11. Grandchild	12. Other relative
13. Non-relative/Family friend	97. Other - Please specify: (F1D2ASPEC)

F1D2B. (CATI) [CYNAMF] [CYNAML]: [CYAQRTH], [CYFUHU], Age [AGEIWDAT] [(Respondent)]

What is the main health problem, long-term illness, or disability that the person [you / [REFERENCE PERSON] / [SPOUSE-PARTNER]] care for has?

- If needed, PROBE: Please tell me which one of these conditions [you / he / she] would say is the major problem.

1. Alzheimer's disease, Dementia, and other Cognitive Impairment Disease	GO TO F1H	
2. Arthritis/Rheumatism		
3. Asthma		
4. Cancer		
5. Chronic respiratory conditions such as Emphysema or COPD		
6. Development disabilities, such as Autism, Down's Syndrome, and Spina Bifida		
7. Diabetes		
8. Heart Disease or Hypertension		
9. Human Immunodeficiency Virus Infection (HIV)		GO TO F1D2C
10. Injuries, including broken bones		
11. Mental illnesses, such as Anxiety, Depression, or Schizophrenia		
12. Old age/infirmity, frailty		
13. Other organ failure or diseases such as kidney or liver problems		
14. Substance abuse or Addiction disorders		
97. Other - Please specify: (F1D2BSPEC)		

(WEB) What is the main health problem, long-term illness, or disability that the person [you / [REFERENCE PERSON] / [SPOUSE-PARTNER]] care for has?

1. Alzheimer's disease, Dementia, and other Cognitive Impairment Disease	GO TO F1H	
2. Arthritis/Rheumatism		
3. Asthma		
4. Cancer		
5. Chronic respiratory conditions such as Emphysema or COPD		
6. Development disabilities, such as Autism, Down's Syndrome, and Spina Bifida		
7. Diabetes		
8. Heart Disease or Hypertension		
9. Human Immunodeficiency Virus Infection (HIV)		GO TO F1D2C
10. Injuries, including broken bones		
11. Mental illnesses, such as Anxiety, Depression, or Schizophrenia		
12. Old age/infirmity, frailty		
13. Other organ failure or diseases such as kidney or liver problems		
14. Substance abuse or Addiction disorders		
97. Other - Please specify: (F1D2BSPEC)		

F1D2C. (CATI) [CYNAMF] [CYNAML]: [CYAQRTH], [CYFUHU], Age [AGEIWDAT] [(Respondent)]

Does the person [you / [REFERENCE PERSON] / [SPOUSE-PARTNER]] care for also have Alzheimer's disease, dementia, or other cognitive impairment disorder?

(WEB) Does the person [you / [REFERENCE PERSON] / [SPOUSE-PARTNER]] care for also have Alzheimer's disease, dementia, or other cognitive impairment disorder?

1. Yes 5. No

F1H. (CATI) [CYNAMF] [CYNAML]: [CYAQRTH], [CYFUHU], Age [AGEIWDAT] [(Respondent)]

Now think about all the activities [you do / he does / she does] in a typical week [CURRENTLY WORKING: outside of work, that is, when [you are / he is / she is] not working].

[CURRENTLY WORKING: Outside of work, how / ALL OTHERS: How] often [do you / does he / does she] interact with other people, including on the phone, in person, and online? Would you say never, rarely, sometimes, often, or almost always?

Never Rarely Sometimes Often Almost Always or Always

F1I. (CATI) [CYNAMF] [CYNAML]: [CYAQRTH], [CYFUHU], Age [AGEIWDAT] [(Respondent)]

[CURRENTLY WORKING: Outside of work, how / ALL OTHERS: How] often [do you / does he / does she] perform physically demanding activities, for example, those that require strength or physical effort for long periods of time? Would you say never, rarely, sometimes, often, or almost always?

Never Rarely Sometimes Often Almost Always or Always

F1J. (CATI) [CYNAMF] [CYNAML]: [CYAQRTH], [CYFUHU], Age [AGEIWDAT] [(Respondent)]

[CURRENTLY WORKING: Outside of work, how / ALL OTHERS: How] often [do you / does he / does she] perform mentally demanding activities, for example, analyzing information, learning new material, or solving complex problems?

(Would you say never, rarely, sometimes, often, or almost always?)

Never Rarely Sometimes Often Almost Always or Always

F1K. (CATI) [CYNAMF] [CYNAML]: [CYAQRTH], [CYFUHU], Age [AGEIWDAT] [(Respondent)]

[CURRENTLY WORKING: Outside of work, how / ALL OTHERS: How] often [do you / does he / does she] feel rushed or pressed for time?

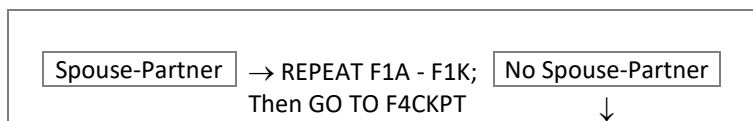
(Would you say never, rarely, sometimes, often, or almost always?)

Never Rarely Sometimes Often Almost Always or Always

F1H-F1K GRID. (WEB) Now think about all the activities [you do / [REFERENCE PERSON] does / [SPOUSE-PARTNER] does] in a TYPICAL WEEK [CURRENTLY WORKING: outside of work, that is, when [you are / he is / she is] NOT WORKING]. How often [do you / does he / does she]:


	1. Never	2. Rarely	3. Sometimes	4. Often	5. Almost always or Always
F1H. Interact with other people, including on the phone, in person, and online?	<input type="radio"/>	<input type="radio"/>	<input type="radio"/>	<input type="radio"/>	<input type="radio"/>
F1I. Perform PHYSICALLY demanding activities, for example, those that require strength or physical effort for long periods of time?	<input type="radio"/>	<input type="radio"/>	<input type="radio"/>	<input type="radio"/>	<input type="radio"/>
F1J. Perform MENTALLY demanding activities, for example, analyzing information, learning new material, or solving complex problems?	<input type="radio"/>	<input type="radio"/>	<input type="radio"/>	<input type="radio"/>	<input type="radio"/>
F1K. Feel RUSHED OR PRESSED FOR TIME?	<input type="radio"/>	<input type="radio"/>	<input type="radio"/>	<input type="radio"/>	<input type="radio"/>

F1K END RULE: Whether Spouse-Partner in FU (CYAQRTH=201-222, CYFUHU=FU, FUMI)



End F1A_F1K

F4CKPT. CAI Checkpoint: Number of Current FU Members



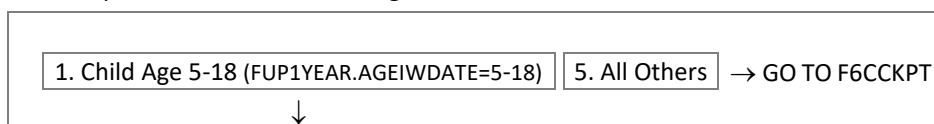
Family Meals

F5. (CATI) How many days a week does the family sit down and eat the main meal of the day together?

(WEB) How many days a week does the family sit down and eat the main meal of the day together?

Number of days

F7CKPT. CAI Checkpoint: Whether Children Age 5-18 in FU in PYEAR



Child/Elder Care & Food

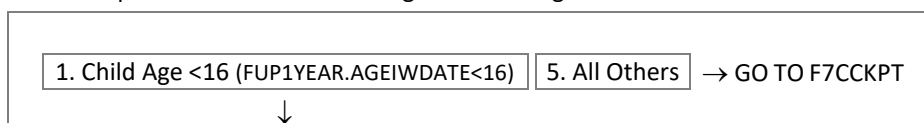
F6AB. (CATI) And during [PYEAR], did [*1 CHILD*: [CYNAMF] [CYNAML] / *>1 CHILD*: any child in your family between 5 and 18 years old] receive free or reduced-cost breakfasts or lunches at school? If "Yes": Was that breakfast, lunch, or both?

- If needed, CLARIFY: This includes meals distributed by schools to virtual and hybrid students; the meals could be eaten in school or outside of school.

(WEB) During [PYEAR], did any child in your family between 5 and 18 years old receive free or reduced-cost breakfasts or lunches at school?

This includes meals distributed by schools to virtual and hybrid students; the meals could be eaten in school or outside of school.

F6CKPT. CAI Checkpoint: Whether Children Age 15 or Younger in FU in PYEAR



F7, F7PER. (CATI) How much did you [and your family living there] pay for child care in [PYEAR]?

- ENTER amount here, then SELECT unit of time on next screen (Week, Two weeks, Month, Year)

→ GO TO F7A → GO TO F7AA



The amount entered is: [F6D] per _____

- SELECT the unit of time below

(WEB) How much did you [and your family living there] pay for child care in [PYEAR]?

\$ → GO TO F7A .00 per

CHECK: Please enter a number
from 0 to 999997.

SIGNAL: Please select a unit of time

F7AA RULE: Whether Per Week or Month Selected

<input type="text" value="Week or Month Response (F7PER=3-5)"/>	<input type="text" value="All Others"/>	→ GO TO F7A
---	---	-------------

↓

F7AA. (CATI) How many [weeks/months] of ^PYEAR did you [and your family living there] pay for child care?

(WEB) How many [weeks/months] of ^PYEAR did you [and your family living there] pay for child care?

F7A. (CATI) Was any child enrolled in a day care center or family day care home in [PYEAR]?

→ GO TO F7CCKPT

GO TO F7B

(WEB) Was any child enrolled in a day care center or family day care home in [PYEAR]?

→ GO TO F7CCKPT

GO TO F7B

F7B. (CATI) Were meals or snacks provided in any of these day care arrangements (attended last year)?

→ GO TO F7CCKPT

GO TO F7B1

(WEB) Were meals or snacks provided in any of these day care arrangements attended last year?

→ GO TO F7CCKPT

GO TO F7B1

F7B1. (CATI) Did that day care center or family day care home participate in any government-sponsored food program, such as the Child and Adult Care Food Program?

(WEB) Did that day care center or family day care home participate in any government-sponsored food program, such as the Child and Adult Care Food Program?

F7CCKPT. CAI Checkpoint: Whether FU Member Age 61 or Older in FU in PYEAR

1. FU Member Age >60 (FUP1YEAR.AGEIWDATE>60)	5. All Others → GO TO F8A
↓	

F7C. (CATI) During [PYEAR], did you [or anyone in your family] receive free meals, reduced price meals, or free meal delivery through a program like Meals on Wheels?

- **If needed:** Please include participation in the Commodity Supplemental Food Program (CSFP) and the Senior Farmers' Market Nutrition Program (SFMNP).

☐ 1. Yes ☐ 5. No

(WEB) During [PYEAR], did you [or anyone in your family] receive free meals, reduced price meals, or free meal delivery through a program like Meals on Wheels?

Please include participation in the Commodity Supplemental Food Program (CSFP) and the Senior Farmers' Market Nutrition Program (SFMNP).

☐ 1. Yes ☐ 5. No

Food Stamps

F8A. (CATI) Since January 1, ^P2YEAR, have you [or anyone else in your family] received food stamp benefits, that is, either food stamps or a food stamp benefit card?

- **If needed:** Food stamp benefits are issued by SNAP, the federal Supplemental Nutrition Assistance Program, also called Food Stamp Program.

☐ 1. Yes ☐ 5. No → GO TO F93

GO TO F8

(WEB) Since January 1, ^P2YEAR, have you [or anyone else in your family] receive food stamp benefits, that is, either food stamps or a food stamp benefit card?

Food stamp benefits are issued by SNAP, the federal Supplemental Nutrition Assistance Program, also called Food Stamp Program.

☐ 1. Yes ☐ 5. No → GO TO F93

GO TO F8

F8. (CATI) Did you [or anyone else in your family] receive food stamp benefits, (that is, either food stamps or a food stamp benefit card,) at any time in [P2YEAR], two years ago?

- **If needed:** Food stamp benefits are issued by SNAP, the federal Supplemental Nutrition Assistance Program, also called Food Stamp Program.

☐ 1. Yes ☐ 5. No

(WEB) Did you [or anyone else in your family] receive food stamp benefits, that is, either food stamps or a food stamp benefit card, at any time in [P2YEAR], two years ago?

Food stamp benefits are issued by SNAP, the federal Supplemental Nutrition Assistance Program, also called Food Stamp Program.

☐ 1. Yes ☐ 5. No

F11. (CATI) Did you [or anyone else in your family] receive food stamp benefits, (that is, either food stamps or a food stamp benefit card,) at any time last year, in [PYEAR]?

- **If needed:** Food stamp benefits are issued by SNAP, the federal Supplemental Nutrition Assistance Program, also called Food Stamp Program.

1. Yes 5. No → GO TO F14

GO TO F12

(WEB) Did you [or anyone else in your family] receive food stamp benefits, that is, either food stamps or a food stamp benefit card, at any time last year, in [PYEAR]?

Food stamp benefits are issued by SNAP, the federal Supplemental Nutrition Assistance Program, also called Food Stamp Program.

1. Yes 5. No → GO TO F14

GO TO F12

F12, F12PER. (CATI) How much did you receive (in food stamp benefits) in [PYEAR]?

- **If needed:** Food stamp benefits are issued by SNAP, the federal Supplemental Nutrition Assistance Program, also called Food Stamp Program.
- **ENTER amount here, then SELECT unit of time on next screen (Week, Two weeks, Month, Year)**

\$ 1 – 999,997 DK/RF → GO TO F13A



The amount entered is: [F12] per ____

- **SELECT the unit of time below**

3. Week 4. Two weeks 5. Month 6. Year

7. Other-specify (F12PERSPEC. Specify. (String 100))

(WEB) How much did you receive in food stamp benefits in [PYEAR]?

Food stamp benefits are issued by SNAP, the federal Supplemental Nutrition Assistance Program, also called Food Stamp Program.

\$ 1 – 999,997 .00 per 3. Week 4. Two weeks 5. Month 6. Year

CHECK: Please enter a number from 1 to 999997.

7. Other - Please specify: (F12PERSPEC)

SIGNAL: Please select a unit of time

F13A RULE: Whether Per Week or Month Selected

Week or Month Response (F12PER=3-5) All Others → GO TO F13B RULE



F13A. (CATI) [CYNAMF] [CYNAML]: [CYAQRTH], [CYFUHU], Age [AGEIWDAT] [(Respondent)]

How many [weeks/months] of ^PYEAR did [you / [REFERENCE PERSON] / [SPOUSE-PARTNER]] receive food stamp benefits?

- **If needed:** Food stamp benefits are issued by SNAP, the federal Supplemental Nutrition Assistance Program, also called Food Stamp Program.

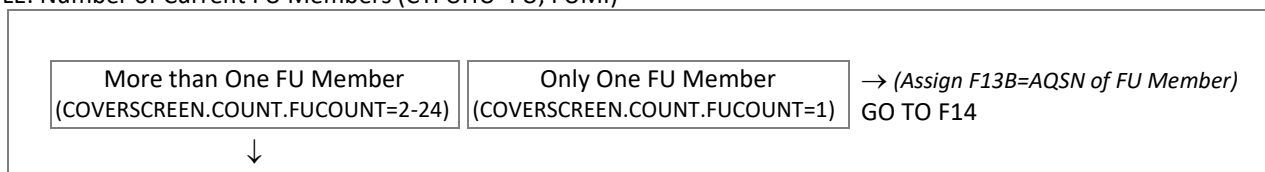
1 – 12/52

(WEB) How many [weeks/months] of ^PYEAR did [you / [REFERENCE PERSON] / [SPOUSE-PARTNER]] receive food stamp benefits?

Food stamp benefits are issued by SNAP, the federal Supplemental Nutrition Assistance Program, also called Food Stamp Program.

1 – 12/52

F13B RULE: Number of Current FU Members (CYFUHU=FU, FUMI)



F13B. (CATI) [CYNAMF] [CYNAML]: [CYAQRTH], [CYFUHU], Age [AGEIWDAT] [(Respondent)]

Who in the family was covered by this in [PYEAR]?

- ENTER all that apply
- PROBE: Any others?

1 – 24. [CYNAMF] [CYNAML], [CYAQRTH], [CYFUHU]

AQSN list of FU Members: FU, FUMI≤PY,
MO≥PY, DEC≥PY, MIL, EDUC, HLTH, OTHR

(WEB) Who in your family living there was covered by this in [PYEAR]?

Please select all that apply.

1 – 24. [CYNAMF] [CYNAML] (age [AGEIWDAT])

AQSN list of FU Members: FU, FUMI≤PY,
MO≥PY, DEC≥PY, MIL, EDUC, HLTH, OTHR

F14. (CATI) Did you [or anyone else now living in your family] use food stamp benefits last month?

- If needed: Food stamp benefits are issued by SNAP, the federal Supplemental Nutrition Assistance Program, also called Food Stamp Program.

1. Yes 5. No → GO TO F93

↓

(WEB) Did you [or anyone else now living in your family] use food stamp benefits last month?

Food stamp benefits are issued by SNAP, the federal Supplemental Nutrition Assistance Program, also called Food Stamp Program.

1. Yes 5. No → GO TO F93

↓

F16. (CATI) How much did you receive (in food stamp benefits) last month?

- If needed: Food stamp benefits are issued by SNAP, the federal Supplemental Nutrition Assistance Program, also called Food Stamp Program.

\$ 1 – 999,997

(WEB) How much did you receive in food stamp benefits last month?

Food stamp benefits are issued by SNAP, the federal Supplemental Nutrition Assistance Program, also called Food Stamp Program.

\$ 1 – 999,997 .00

CHECK: Please enter a number from 1 to 999997.

F17. (CATI) In addition to what you bought with food stamp benefits in the last month, do you [or anyone else in your family] spend any money on food that you use at home?

- If needed: Food stamp benefits are issued by SNAP, the federal Supplemental Nutrition Assistance Program, also called Food Stamp Program.

☐ 1. Yes

☐ 5. No

(WEB) In addition to what you buy with food stamp benefits, do you [or anyone else in your family] spend any money on food that you use at home?

Food stamp benefits are issued by SNAP, the federal Supplemental Nutrition Assistance Program, also called Food Stamp Program.

☐ 1. Yes

☐ 5. No

Temporary Assistance for Needy Families (TANF)

F93. (CATI) Since January 1, ^P2YEAR, have you [or anyone else in your family] received income from TANF (Temporary Assistance for Needy Families) [PYSTATERESIDE<>FC, DK, RF: or [STATEPROG]]?

☐ 1. Yes

☐ 5. No

→ GO TO F94CKPT



(WEB) Since January 1, ^P2YEAR, have you [or anyone else in your family] received income from TANF (Temporary Assistance for Needy Families) [PYSTATERESIDE<>FC, NA: or [STATEPROG]]?

☐ 1. Yes

☐ 5. No

→ GO TO F94CKPT



F93A. (CATI) At any time in [P2YEAR] did you [or anyone else in your family] receive income from TANF (Temporary Assistance for Needy Families) [PYSTATERESIDE<>FC, DK, RF: or [STATEPROG]]?

☐ 1. Yes

☐ 5. No

(WEB) At any time in [P2YEAR] did you [or anyone else in your family] receive income from TANF (Temporary Assistance for Needy Families) [PYSTATERESIDE<>FC, DK, RF: or [STATEPROG]]?

☐ 1. Yes

☐ 5. No

Modified G25E in PSID 2023

F93B. (CATI) At any time in [PYEAR] did you [or anyone else in your family] receive income from TANF (Temporary Assistance for Needy Families) [PYSTATERESIDE<>FC, DK, RF: or [STATEPROG]]?

☐ 1. Yes

☐ 5. No

→ GO TO F94CKPT



(WEB) At any time in [PYEAR] did you [or anyone else in your family] receive income from TANF (Temporary Assistance for Needy Families) [PYSTATERESIDE<>FC, DK, RF: or [STATEPROG]]?

☐ 1. Yes

☐ 5. No

→ GO TO F94CKPT



Modified G26E, G26EPER in PSID 2023

F93C, F93CPR. (CATI) [CYNAMF] [CYNAML]: [CYAQRTH], [CYFUHU], Age [AGEIWDAT] [(Respondent)]

How much did you [or anyone else in your family] receive from TANF (Temporary Assistance for Needy Families) [PYSTATRESIDE<>FC, DK, RF: or [STATEPROG]] in ^PYEAR?

- ENTER amount here, then SELECT unit of time on next screen (Month, Year)

\$ 1 – 999,997 DK/RF → GO TO F93D



The amount entered is: [F93C] per ____

- SELECT the unit of time below

5. Month 6. Year 7. Other-specify (F93CPRSPEC. Specify. (String 100))

(WEB) How much did you [or anyone else in your family] receive from TANF (Temporary Assistance for Needy Families) [PYSTATRESIDE<>FC, DK, RF: or [STATEPROG]] in [PYEAR]?

\$ 1 – 999,997 .00 per 5. Month 6. Year

CHECK: Please enter a number from 1 to 999997.

7. Other - Please specify: (F93CPRSPEC)

SIGNAL: Please select a unit of time.

F93D RULE: Whether Per Month Selected

Month Response (F93CPR=5) All Others → GO TO F93E RULE



F93D. (CATI) [CYNAMF] [CYNAML]: [CYAQRTH], [CYFUHU], Age [AGEIWDAT] [(Respondent)]

How many months of ^PYEAR did you [or anyone else in your family] receive income from TANF (Temporary Assistance for Needy Families) [PYSTATRESIDE<>FC, DK, RF: or [STATEPROG]]?

1 – 12

(WEB) How many months of ^PYEAR did you [or anyone else in your family] receive income from TANF (Temporary Assistance for Needy Families) [PYSTATRESIDE<>FC, NA: or [STATEPROG]]?

1 – 12

Modified G25EE RULE in PSID 2023

F93E RULE: Number of Current FU Members (CYFUHU=FU, FUMI)

More than One FU Member
(COVERSCREEN.COUNT.FUCOUNT=2-24)

Only One FU Member
(COVERSCREEN.COUNT.FUCOUNT=1)

→ (Assign F93E=AQSN of FU Member)
GO TO F94CKPT



Modified G27EE RULE in PSID 2023

F93E. (CATI) [CYNAMF] [CYNAML]: [CYAQRTH], [CYFUHU], Age [AGEIWDAT] [(Respondent)]

Who in the family was covered by this in [PYEAR]?

- ENTER all that apply
- PROBE: Any others?

1 – 24. [CYNAMF] [CYNAML], [CYAQRTH], [CYFUHU]

AQSN list of FU Members: FU, FUMI≤PY,
MO≥PY, DEC≥PY, MIL, EDUC, HLTH, OTHR

(WEB) Who in your family living there was covered by this in [PYEAR]?

Please select all that apply.

1 – 24. [CYNAMF] [CYNAML] (age [AGEIWDAT])

AQSN list of FU Members: FU, FUMI≤PY,
MO≥PY, DEC≥PY, MIL, EDUC, HLTH, OTHR

F93F. (CATI) Did you [or anyone else now living in your family] receive income from TANF (Temporary Assistance for Needy Families) [PYSTATRESIDE<>FC, NA: or [STATEPROG]] last month?

1. Yes

5. No

(WEB) Did you [or anyone else now living in your family] receive income from TANF (Temporary Assistance for Needy Families) [PYSTATRESIDE<>FC, NA: or [STATEPROG]] last month?

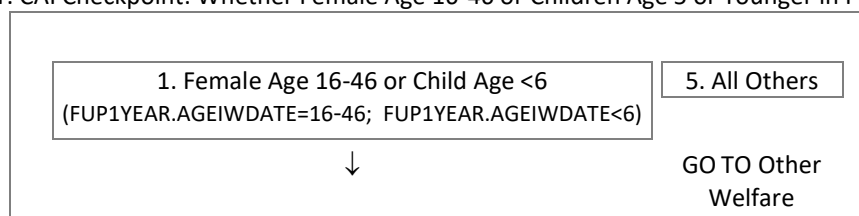
1. Yes

5. No

WIC

Modified F7B2CKPT from PSID 2023

F94CKPT. CAI Checkpoint: Whether Female Age 16-46 or Children Age 5 or Younger in FU in PYEAR



F94. (CATI) Since January 1, [P2YEAR], have you [or anyone else in your family] received benefits through WIC, that is, either food, health care resources, or breastfeeding support?

1. Yes

5. No

→ GO TO F95

↓

(WEB) Since January 1, [P2YEAR], have you [or anyone else in your family] received benefits through WIC, that is, either food, health care resources, or breastfeeding support?

1. Yes

5. No

→ GO TO F95

↓

F94A. (CATI) At any time in [P2YEAR] did you [or anyone else in your family] receive benefits through WIC, that is, either food, health care resources, or breastfeeding support?

1. Yes

5. No

(WEB) At any time in [P2YEAR] did you [or anyone else in your family] receive benefits through WIC, that is, either food, health care resources, or breastfeeding support?

1. Yes

5. No

F94B. (CATI) At any time in [PYEAR] you [or anyone else in your family] receive benefits through WIC, (that is, either food, health care resources, or breastfeeding support)?

1. Yes

5. No

→ GO TO F95

↓

(WEB) At any time in [PYEAR] did you [or anyone else in your family] receive benefits through WIC, that is, either food, health care resources, or breastfeeding support?

1. Yes

5. No

→ GO TO F95

↓

F94C, F94CPR. (CATI) [CYNAMF] [CYNAML]: [CYAQRTH], [CYFUHU], Age [AGEIWDAT] [(Respondent)]

How many weeks or months of [PYEAR] did you [or anyone else in your family] receive WIC benefits?

- ENTER amount here, then SELECT unit of time on next screen (Weeks, Months)

1 – [12 / 52]

DK/RF

→ GO TO F94D RULE

↓

F94CPER. The amount entered is: [F94C]

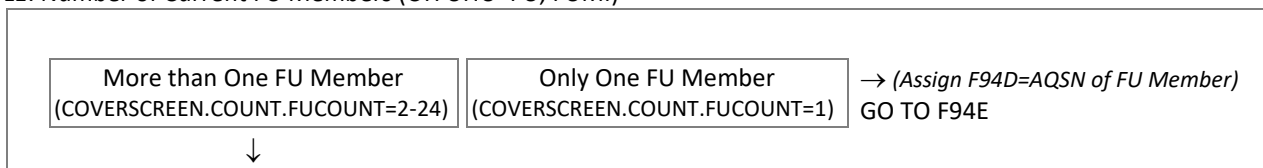
- SELECT the unit of time below

1. Weeks 2. Months CHECK: The number entered must be from 1 to [12 / 52].

(WEB) F94C, F94CPER. How many weeks or months of [PYEAR] did you [or anyone else in your family] receive WIC benefits?

1 – [12 / 52] 1. Weeks SIGNAL: Please select a unit of time.
 2. Months CHECK: Please enter a number from 1 to [12 / 52].

F94D RULE: Number of Current FU Members (CYFUHU=FU, FUMI)



F94D. (CATI) [CYNAMF] [CYNAML]: [CYAQRTH], [CYFUHU], Age [AGEIWDAT] [(Respondent)]

Who in the family received this in [PYEAR]?

- ENTER all that apply
- PROBE: Any others?

1 – 24. [CYNAMF] [CYNAML], [CYAQRTH], [CYFUHU] AQSN list of FU Members: FU, FUMI≤PY, MO≥PY, DEC≥PY, MIL, EDUC, HLTH, OTHR

(WEB) Who in your family living there received this in [PYEAR]?

Please select all that apply.

1 – 24. [CYNAMF] [CYNAML] (age [AGEIWDAT]) AQSN list of FU Members: FU, FUMI≤PY, MO≥PY, DEC≥PY, MIL, EDUC, HLTH, OTHR

F94E. (CATI) Did you [or anyone else now living in your family] receive WIC benefits last month?

1. Yes 5. No

(WEB) Did you [or anyone else now living in your family] receive WIC benefits last month?

1. Yes 5. No

Other Welfare

F95. (CATI) Since January 1, ^P2YEAR, have you [or anyone else in your family] received income from other welfare?

1. Yes 5. No → GO TO FOOD1CKPT

↓

(WEB) Since January 1, ^P2YEAR, have you [or anyone else in your family] received income from other welfare?

1. Yes 5. No → GO TO FOOD1CKPT

↓

F95A. (CATI) At any time in ^P2YEAR did you [or anyone else in your family] receive income from other welfare?

1. Yes 5. No

(WEB) At any time in ^P2YEAR did you [or anyone else in your family] receive income from other welfare?

1. Yes 5. No

Modified G25G RULE in PSID 2023

F95B. (CATI) At any time in ^PYEAR did you [or anyone else in your family] receive income from other welfare?

→ GO TO FOOD1CKPT



(WEB) At any time in ^PYEAR did you [or anyone else in your family] receive income from other welfare?

→ GO TO FOOD1CKPT



Modified G26G, G26GPER RULE in PSID 2023

F95C, F95CPER. (CATI) [CYNAMF] [CYNAML]: [CYAQRTH], [CYFUHU], Age [AGEIWDAT] [(Respondent)]

How much did you [or anyone else in your family] receive (from other welfare) in ^PYEAR?

- ENTER amount here, then SELECT unit of time on next screen (Month, Year)

→ GO TO F95D



The amount entered is: [F95C] per ____

- SELECT the unit of time below

(WEB) How much did you [or anyone else in your family] receive from other welfare in [PYEAR]?

\$.00 per

CHECK: Please enter a
number from 1 to 999997.

SIGNAL: Please select a unit of time.

F95D RULE: Whether Per Month Selected

<input type="text" value="Month Response (F95CPER=5)"/>	<input type="text" value="All Others"/>	→ GO TO F95E RULE
---	---	-------------------

↓

F95D. (CATI) [CYNAMF] [CYNAML]: [CYAQRTH], [CYFUHU], Age [AGEIWDAT] [(Respondent)]

How many months of ^PYEAR did you [or anyone else in your family] receive income from other welfare?

(WEB) How many months of ^PYEAR did you [or anyone else in your family] receive income from other welfare?

F95E RULE: Number of Current FU Members (CYFUHU=FU, FUMI)

<input type="text" value="More than One FU Member
(COVERSCREEN.COUNT.FUCOUNT=2-24)"/>	<input type="text" value="Only One FU Member
(COVERSCREEN.COUNT.FUCOUNT=1)"/>	→ (Assign F95E=AQSN of FU Member) GO TO FOOD1CKPT
---	---	--

↓

F95E. (CATI) [CYNAMF] [CYNAML]: [CYAQRTH], [CYFUHU], Age [AGEIWDAT] [(Respondent)]

Who in the family was received this in [PYEAR]?

- ENTER all that apply
- PROBE: Any others?

1 – 24. [CYNAMF] [CYNAML], [CYAQRTH], [CYFUHU]

AQSN list of FU Members: FU, FUMI≤PY,
MO≥PY, DEC≥PY, MIL, EDUC, HLTH, OTHR

(WEB) Who in your family living there received this in [PYEAR]?

Please select all that apply.

1 – 24. [CYNAMF] [CYNAML] (age [AGEIWDAT])

AQSN list of FU Members: FU, FUMI≤PY,
MO≥PY, DEC≥PY, MIL, EDUC, HLTH, OTHR

F95F. (CATI) Did you [or anyone else now living in your family] receive income from other welfare last month?

1. Yes

5. No

(WEB) Did you [or anyone else now living in your family] receive income from other welfare last month?

1. Yes

5. No

Food Security

FOOD1CKPT. CAI Checkpoint: Who is Respondent

1. R=Proxy (RESPONDENT=7)

→ GO TO F47

2. R=RP, SP, OFUM (RESPONDENT=1, 2, 3, 4)



SECTION_F.FOOD

Household Stage 1

FOOD1. (CATI) Now I'm going to read you several statements that people have made about their food situation. For these statements, please tell me whether the statement was often true, sometimes true, or never true for [NO SPOUSE-PARTNER: you / SPOUSE-PARTNER: your household] in the last 12 months - that is, since last [CURRMONTH].

The first statement is "[NO SPOUSE-PARTNER: I / SPOUSE-PARTNER: We] worried whether [my / our] food would run out before [I / we] got money to buy more."

Was that often true, sometimes true, or never true for [you / your household] in the last 12 months?

1. Often true

2. Sometimes true

3. Never true

FOOD2. (CATI) "The food that [I / we] bought just didn't last, and [I / we] didn't have money to get more."

(Was that often, sometimes, or never true for [you / your household] in the last 12 months?)

1. Often true

2. Sometimes true

3. Never true

FOOD3. (CATI) "[I / We] couldn't afford to eat balanced meals."

(Was that often, sometimes, or never true for [you / your household] in the last 12 months?)

1. Often true

2. Sometimes true

3. Never true

FOOD1-FOOD3 GRID. (WEB) Below are several statements that people have made about their food situation. For these statements, please tell us whether the statement was often true, sometimes true, or never true for [NO SPOUSE-PARTNER: you / SPOUSE-PARTNER: your household] in the last 12 months, that is, since last [CURRMONTH].

	1. Often true	2. Sometimes true	3. Never true
FOOD1. "[NO SPOUSE-PARTNER: I / SPOUSE-PARTNER: We] worried whether [my / our] food would run out before [I / we] got money to buy more."	<input type="radio"/>	<input type="radio"/>	<input type="radio"/>
FOOD2. "The food that [I / we] bought just didn't last, and [I / we] didn't have money to get more."	<input type="radio"/>	<input type="radio"/>	<input type="radio"/>
FOOD3. "[I / We] couldn't afford to eat balanced meals."	<input type="radio"/>	<input type="radio"/>	<input type="radio"/>

Household Stage 2

FOOD4 RULE: Whether Food1, Food2 or Food3 Endorsed As Often/Sometimes

<div>One or More of FOOD1-FOOD3=1, 2</div> <div>All Others</div>	→ GO TO FOOD11CKPT
--	--------------------

↓

FOOD4. (CATI) In the last 12 months, since last [CURRMONTH], did [NO SPOUSE-PARTNER: you / SPOUSE-PARTNER: you or other adults in your household] ever cut the size of your meals or skip meals because there wasn't enough money for food?

1. Yes	5. No	→ GO TO FOOD6
--------	-------	---------------

GO TO FOOD5

(WEB) In the last 12 months, since last [CURRMONTH], did [NO SPOUSE-PARTNER: you / SPOUSE-PARTNER: you or other adults in your household] ever cut the size of your meals or skip meals because there wasn't enough money for food?

1. Yes	5. No	→ GO TO FOOD6
--------	-------	---------------

GO TO FOOD5

FOOD5. (CATI) How often did this happen - almost every month, some months but not every month, or in only 1 or 2 months?

1. Almost every month	2. Some months but not every month	3. Only 1 or 2 months
-----------------------	------------------------------------	-----------------------

(WEB) How often did this happen?

1. Almost every month	2. Some months but not every month	3. Only 1 or 2 months
-----------------------	------------------------------------	-----------------------

FOOD6. (CATI) In the last 12 months, (since last [CURRMONTH]), did you ever eat less than you felt you should because there wasn't enough money for food?

1. Yes	5. No
--------	-------

(WEB) In the last 12 months, since last [CURRMONTH], did you ever eat less than you felt you should because there wasn't enough money for food?

1. Yes	5. No
--------	-------

FOOD7. (CATI) In the last 12 months, (since last [CURRMONTH]), were you ever hungry but didn't eat because there wasn't enough money for food?

☐ 1. Yes ☐ 5. No

(WEB) In the last 12 months, since last [CURRMONTH], were you ever hungry but didn't eat because there wasn't enough money for food?

☐ 1. Yes ☐ 5. No

FOOD8. (CATI) In the last 12 months, did you lose weight because there wasn't enough money for food?

☐ 1. Yes ☐ 5. No

(WEB) In the last 12 months, did you lose weight because there wasn't enough money for food?

☐ 1. Yes ☐ 5. No

Household Stage 3

FOOD9 RULE: Whether Food4, Food6, Food7, or Food8 Endorsed

One or More of FOOD4-FOOD8=1	All Others	→ GO TO FOOD11CKPT
↓		

FOOD9. (CATI) In the last 12 months, (since last [CURRMONTH]), did [*NO SPOUSE-PARTNER: you / SPOUSE-PARTNER: you or other adults in your household*] ever not eat for a whole day because there wasn't enough money for food?

☐ 1. Yes ☐ 5. No → GO TO FOOD11CKPT

GO TO FOOD10

(WEB) In the last 12 months, since last [CURRMONTH], did [*NO SPOUSE-PARTNER: you / SPOUSE-PARTNER: you or other adults in your household*] ever not eat for a whole day because there wasn't enough money for food?

☐ 1. Yes ☐ 5. No → GO TO FOOD11CKPT

GO TO FOOD10

FOOD10. (CATI) How often did this happen - almost every month, some months but not every month, or in only 1 or 2 months?

☐ 1. Almost every month ☐ 2. Some months but not every month ☐ 3. Only 1 or 2 months

(WEB) How often did this happen?

☐ 1. Almost every month ☐ 2. Some months but not every month ☐ 3. Only 1 or 2 months

Child Stage 1

FOOD11CKPT. CAI Checkpoint: Whether Children Age 0-17 in FU

1. One or More Children in FU (CYAQRTH<>101-222, 881-882, 901-922 & CYFUHU=FU, FUMI & AGEIWDAT<18)	5. All Others	→ GO TO F47
↓		

FOOD11. (CATI) Now I'm going to read you several statements that people have made about the food situation of their children. For these statements, please tell me whether the statement was often true, sometimes true, or never true in the last 12 months for your [1 CHILD: child / >1 CHILD: children living in the household who are under 18 years old].

"[NO SPOUSE-PARTNER: I / SPOUSE-PARTNER: We] relied on only a few kinds of low-cost food to feed [my / our] [1 CHILD: child / >1 CHILD: children] because [I was / we were] running out of money to buy food."

Was that often, sometimes, or never true for [NO SPOUSE-PARTNER: you / SPOUSE-PARTNER: your household] in the last 12 months, (since last [CURRMOUTH])?

1. Often true 2. Sometimes true 3. Never true

FOOD12. (CATI) "[I / We] couldn't feed [my / our] [child / children] a balanced meal, because [I / we] couldn't afford that."

(Was that often, sometimes, or never true for [you / your household] in the last 12 months, (since last [CURRMOUTH])?)

1. Often true 2. Sometimes true 3. Never true

FOOD13. (CATI) "[My / Our] [child was / children were] not eating enough because [I / we] just couldn't afford enough food."

(Was that often, sometimes, or never true for [you / your household] in the last 12 months, (since last [CURRMOUTH])?)

1. Often true 2. Sometimes true 3. Never true

FOOD11-FOOD13 GRID. (WEB) Below are several statements that people have made about the food situation of their children. For these statements, please tell us whether the statement was often true, sometimes true, or never true for your [1 CHILD: child / >1 CHILD: children living in the household who are under 18 years old] in the last 12 months, since last [CURRMOUTH].

	1. Often true	2. Sometimes true	3. Never true
FOOD11. "[NO SPOUSE-PARTNER: I / SPOUSE-PARTNER: We] relied on only a few kinds of low-cost food to feed [my / our] [1 CHILD: child / >1 CHILD: children] because [I was / we were] running out of money to buy food."	<input type="radio"/>	<input type="radio"/>	<input type="radio"/>
FOOD12. "[I / We] couldn't feed [my / our] [child / children] a balanced meal, because [I / we] couldn't afford that."	<input type="radio"/>	<input type="radio"/>	<input type="radio"/>
FOOD13. "[My / Our] [child was / children were] not eating enough because [I / we] just couldn't afford enough food."	<input type="radio"/>	<input type="radio"/>	<input type="radio"/>

End FOOD

Vehicles

F47. (CATI) These next questions are about personal vehicles and transportation. Do you [or anyone else in your family living there] own or lease a car or other vehicle for personal use?

- DO NOT include motorcycles
- DO NOT include vehicles used exclusively by institutionals, HU or HUCS people

→ GO TO F81A

GO TO F48

(WEB) Do you [or anyone else in your family living there] own or lease a car or other vehicle for personal use? This does not include motorcycles.

Please do not include motorcycles.

Please do not include vehicles used exclusively by family members who are not currently living with you [HU & HUCS in FU: , or roommates or people living with you temporarily, or family living with you who do their own F.E.S. interview / HU only in FU: , or roommates or people living with you temporarily / HUCS only in FU: , or family living with you who do their own F.E.S. interview].

→ GO TO F81A

GO TO F48

F48. (CATI) Altogether, how many vehicles do you [or anyone else in your family living there] own or lease (for your personal use)?

- DO NOT include motorcycles
- DO NOT include vehicles used exclusively by institutionals, HU or HUCS people

→ GO TO F81A

GO TO F49A

(WEB) Altogether, how many vehicles do you [or anyone else in your family living there] own or lease for your personal use?

Please do not include motorcycles.

Please do not include vehicles used exclusively by family members who are not currently living with you [HU & HUCS in FU: , or roommates or people living with you temporarily, or family living with you who do their own F.E.S. interview / HU only in FU: , or roommates or people living with you temporarily / HUCS only in FU: , or family living with you who do their own F.E.S. interview].

Number of vehicles → GO TO F81A

GO TO F49A

SECTION_F.F49SERIES.F49[1..3] [1..3]=Which vehicle

F49A. (CATI) [LOOP 1: I would like to ask a few questions about [F48=1: that vehicle / F48=2-3: those vehicles, starting with the one most recently acquired / F48>3: the 3 vehicles most recently acquired].] What is the year [F48>1-LOOP 1: of the most recently acquired vehicle / F48>1-LOOP 2-3: of the next vehicle]?

- If needed, if R also tells you make and model: Thank you. We'll talk about the make and model at the next question.

(WEB) [LOOP 1: The next questions are about [F48=1: that vehicle / F48=2-3: those vehicles, starting with the one most recently acquired / F48>3: the 3 vehicles most recently acquired]. What is the year [F48>1-LOOP 1: of the most recently acquired vehicle / F48>1-LOOP 2-3: of the next vehicle]?

Year

F49B. (CATI) What is the make and model of the vehicle?

- PROBE if multiple models are listed with the same name
- PROBE for hybrid or non-hybrid as needed. If R doesn't know, SELECT the non-hybrid model
- If needed: This question asks about vehicle make (e.g., Ford, Toyota, BMW) and vehicle model (e.g., Mustang, Camry, 500 series).

String 50

(Assign F49B (DESCRIPT), F49B1 (HYBRID) & F49C (MODEL8) from car database)

(WEB) What is the make and model of the vehicle?

Type in the make (e.g., Ford, Toyota, BMW) or model name (e.g., Mustang, Camry, 500 Series) and select your vehicle from the options presented. If you don't know the make or model of your vehicle, please type "OTHER" and select from the options presented.

String 50

Make and model

(Assign F49B (DESCRIPT), F49B1 (HYBRID) & F49C (MODEL8) from car database)

F49BCKPT. CAI Checkpoint: Whether Vehicle is Hybrid; Whether Vehicle Older Than 1999

1. Hybrid (F49B1=1)	2. Older Than 1999 (F49A<1999)	5. All Others (incl F49A=DK, RF, NA)
GO TO F53 RULE		

F49B2. (CATI) [F49A F49B]

Is this vehicle a hybrid, plug-in hybrid, electric-only, or alternative fuel use vehicle, or none of the above?

- If R says Yes, PROBE: Is it a hybrid, plug-in hybrid, electric, or alternative fuel?
- EV: Electric vehicle
BEV: Battery electric vehicle
CNG: Compressed natural gas
LPG: Liquefied petroleum gas

1. Yes, hybrid	2. Yes, plug-in hybrid
3. Yes, electric vehicle or battery electric vehicle (EV, BEV)	
4. Yes, alternative fuel vehicle (CNG, LPG)	
7. Other-specify (F49B2SPEC. Specify. (String 100))	
5. No; None of the above	

(WEB) Is this vehicle a...?

1. Hybrid	2. Plug-in hybrid
3. Electric vehicle or battery electric vehicle (EV, BEV)	
4. Alternative fuel vehicle (CNG, LPG)	
7. Other - Please specify: (F49B2SPEC)	
5. None of the above	

F53 RULE: Whether More Vehicles at F48

<div style="display: flex; justify-content: space-between; align-items: center;"> <div style="border: 1px solid black; padding: 5px 10px;">More Vehicles</div> <div>→ REPEAT F49A - F49B2; Max=3; Then GO TO F53</div> <div style="border: 1px solid black; padding: 5px 10px;">No More Vehicles</div> </div>

End F49

SECTION_F.VEHICLE[1..3] [1..3]=Which vehicle**F53. (CATI) [YEAR MAKE-MODEL]**

(And) for your [F49B=DK, RF, NA: [first / second / third] vehicle / ALL OTHERS: [F49B]], did you buy it, lease it, receive it as a gift, or what?

1. Bought 2. Leased 3. Received as a gift

7. Other-specify (F53SPEC. Specify. (String 100)) DK/RF → GO TO F75 RULE

GO TO F55

(WEB) For your [F49B=DK, RF, NA: [first / second / third] vehicle / ALL OTHERS: [F49B] ([F49A])], did you...?

1. Buy it 2. Lease it 3. Receive it as a gift

7. Other - Please specify: (F53SPEC. Specify. (String 100)) NA → GO TO F75 RULE

GO TO F55

F55. (CATI) [YEAR MAKE-MODEL]

In what year did you [F53=BOUGHT: buy / F53=LEASED: lease / F53=GIFT: receive / F53=OTHER: acquire] it?

1901 – [CYEAR]

(WEB) In what year did you [F53=BOUGHT: buy / F53=LEASED: lease / F53=GIFT: receive / F53=OTHER: acquire] it?

1901 – [CYEAR] Year

F57. (CATI) [YEAR MAKE-MODEL]

Not counting routine use to get to and from work, is this vehicle also used for business purposes?

1. Yes 5. No → GO TO F60 RULE

GO TO F58

(WEB) Not counting routine use to get to and from work, is this vehicle also used for business purposes?

1. Yes 5. No → GO TO F60 RULE

GO TO F58

F58. (CATI) [YEAR MAKE-MODEL]

Is it used primarily for business purposes?

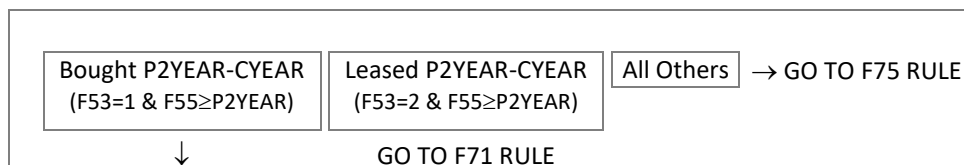
- DEFINITION: more than half of the miles driven per year are for business

1. Yes 5. No

(WEB) Is it used primarily for business purposes?

“Primarily” means more than half of the miles driven per year are for business.

1. Yes 5. No

F60 RULE: Whether This Vehicle Bought or Leased in P2YEAR-CYEAR

F61. (CATI) [YEAR MAKE-MODEL]

What was the total price of the [F49B=DK, RF, NA: [first / second / third] vehicle / ALL OTHERS: [F49B]]?

\$ 1 – 999,997

(WEB) What was the total price of the [F49B=DK, RF, NA: [first / second / third] vehicle / ALL OTHERS: [F49B] ([F49A]])?

\$ 1 – 999,997 .00

CHECK: Please enter a number from 1 to 999997.

F64. (CATI) [YEAR MAKE-MODEL]

How much did you pay down in cash?

- IF necessary: Over and above the value of your trade-in or sale.

\$ 0 – 999,997

(WEB) How much did you pay down in cash, over and above the value of your trade-in or sale?

\$ 0 – 999,997 .00

CHECK: Please enter a number from 0 to 999997.

F65. (CATI) [YEAR MAKE-MODEL]

Did you borrow or finance part of the total price?

1. Yes 5. No → GO TO F75 RULE

GO TO F66

(WEB) Did you borrow or finance part of the total price?

1. Yes 5. No → GO TO F75 RULE

GO TO F66

F66. (CATI) [YEAR MAKE-MODEL]

How much did you borrow, not including financing charges?

\$ 1 – 999,997

(WEB) How much did you borrow, not including financing charges?

\$ 1 – 999,997 .00

CHECK: Please enter a number from 1 to 999997.

F67, F67PER. (CATI) [YEAR MAKE-MODEL]

How much are your current payments and how often are they made?

- ENTER [0] if paid off
- ENTER amount here, then SELECT unit of time on next screen (Two weeks, Month, Year)

 → GO TO F75 RULE → GO TO F75 RULE


The amount entered is: [F67] per _____

- SELECT the unit of time below

GO TO F69

(WEB) How much are your current payments and how often are they made?

Please enter 0 if paid off.

 .00 per

 GO TO
F75
RULE

 CHECK: Please enter a
number from 0 to 999997.

SIGNAL: Please select a unit of time

GO TO F69

F69. (CATI) [YEAR MAKE-MODEL]

How many payments did you agree to make altogether?

[Monthly payments conversions](#)

3 years = 36 6 years = 72

4 years = 48 7 years = 84

5 years = 60

(WEB) How many payments did you agree to make altogether?

 Number of payments

F70. (CATI) [YEAR MAKE-MODEL]

How many payments have you made?

[Monthly payments conversions](#)

3 years = 36 6 years = 72

4 years = 48 7 years = 84

5 years = 60

(WEB) How many payments have you made?

 Number of payments

F71 RULE: Whether This Vehicle Leased in P2YEAR-CYEAR

 → GO TO F75 RULE


F71. (CATI) [YEAR MAKE-MODEL]

(And for your [F49B=DK, RF, NA: [first / second / third] vehicle / ALL OTHERS: [F49B]],)
how much was your initial outlay for that lease - including your down payment and any fees?

\$ 0 – 999,997

(WEB) For your [F49B=DK, RF, NA: [first / second / third] vehicle / ALL OTHERS: [F49B] ([F49A])], how much was your initial outlay for that lease, including your down payment and any fees?

\$ 0 – 999,997 .00

CHECK: Please enter a number from 0 to 999997.

F72, F72PER. (CATI) [YEAR MAKE-MODEL]

How much are your payments and how often are they made?

- ENTER amount here, then SELECT unit of time on next screen (Two weeks, Month, Year)

\$ 1 – 999,997 DK/RF → GO TO F75 RULE



The amount entered is: [F72] per ____

- SELECT the unit of time below

4. Two Weeks 5. Month 6. Year 7. Other-specify (F72PERSPEC. Specify. (String 100))

GO TO F73

(WEB) How much are your payments and how often are they made?

\$ NA → GO TO F75 RULE 1 – 999,997 .00 per 4. Two weeks 5. Month 6. Year

CHECK: Please enter a number from 0 to 999997.

7. Other - Please specify: (F67PERSPEC)

SIGNAL: Please select a unit of time

GO TO F73

F73. (CATI) [YEAR MAKE-MODEL]

How many payments did you agree to make altogether?

[Monthly payments conversions](#)

3 years = 36 6 years = 72

4 years = 48 7 years = 84

5 years = 60

1 – 200

(WEB) How many payments did you agree to make altogether?

1 – 200 Number of payments

F74. (CATI) [YEAR MAKE-MODEL]

How many payments have you made?

[Monthly payments conversions](#)

3 years = 36 6 years = 72

4 years = 48 7 years = 84

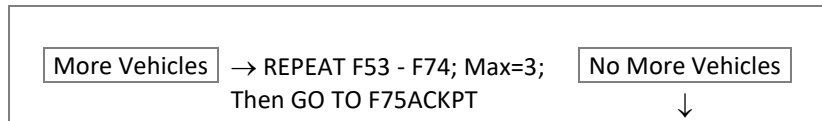
5 years = 60

0 – 200

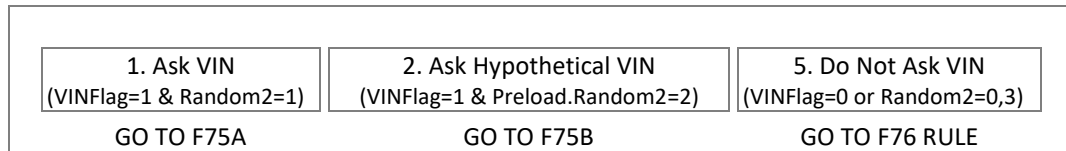
(WEB) How many payments have you made?

0 – 200 Number of payments

F75 RULE: Whether More Vehicles at F48



F75ACKPT CAI Checkpoint: Whether Ask VIN



F75A[1..3]. (CATI) [YEAR MAKE MODEL]

(We would like to collect each car's unique 17-digit VIN number. (Please remember that all of your responses are confidential.)

A VIN, or vehicle identification number, is assigned to a car by the automaker and reveals a range of details about the car, including its engine size, vehicle model, and model year.)

What is the [F49B & F49A=response: Make-Model (year)/ F49B=Response & F49A=NA: Make-Model / F49B=NA & LOOP 1: first vehicle's / F49B=NA & LOOP 2: second vehicle's / F49B=NA & LOOP 3: third vehicle's] VIN? (The VIN can be found on the car's registration, on the car's insurance, or on the lower-left hand side of the dashboard.)

- If needed, PROBE: This can include letters and numbers.

(WEB) [Loop 1: We would like to collect each car's unique 17-digit VIN number. Please remember that all of your responses are confidential.

A VIN, or vehicle identification number, is assigned to a car by the automaker and reveals a range of details about the car, including its engine size, vehicle model, and model year.]

What is the [F49B & F49A=response: Make-Model (year)/ F49B=Response & F49A=NA: Make-Model / F49B=NA & LOOP 1: first vehicle's / F49B=NA & LOOP 2: second vehicle's / F49B=NA & LOOP 3: third vehicle's] VIN? The VIN can be found on the car registration, on the car insurance, or on the lower-left hand side of the dashboard.

This can include letters and numbers.

17-digit VIN

F75B. (CATI/WEB) In the future, we would like to collect each car's unique 17-digit VIN number.

A VIN, or vehicle identification number, is assigned to a car by the automaker and reveals a range of details about the car, including its engine size, vehicle model, and model year.

We could use the VIN provided to make your interview shorter by skipping some questions asked about the characteristics of your vehicle(s).

Would you be willing to share a VIN number with us? Please remember that all of your responses are confidential.

1. Yes 5. No

End VEHICLE

Other Expenses

F76 RULE: Whether FU Has a Vehicle

Owns/Leases a Vehicle (F47=Yes)	All Others	→ GO TO F81A
---------------------------------	------------	--------------

↓

F77, F77PER. (CATI) [ALL VEHICLES: YEAR MAKE-MODEL]

How much do you [and your family living there] pay for car insurance [*F48=2+*, *DK*: for all of your vehicles]?

- **IF necessary:** Please give me your best estimate.
- **ENTER amount here, then SELECT unit of time on next screen** (Every 6 months, Month, Year)

\$ 0 → GO TO F80D \$ 1 – 999,997 DK/RF → GO TO F80D



The amount entered is: [F77] per ____

- **SELECT the unit of time below**

4. Every 6 months 5. Month 6. Year 7. Other-specify (F77PERSPEC. Specify. (String 100))

(WEB) How much do you [and your family living there] pay for car insurance [*F48>1*, *NA*: for all of your vehicles]?

\$ 0 – 999,997 .00 per 4. Every 6 months 5. Month 6. Year

CHECK: Please enter a number from 0 to 999997.

7. Other - Please specify: (F77PERSPEC)

SIGNAL: Please select a unit of time

F80D. (CATI) How much did you [and your family living there] pay for car repairs and maintenance in the last 12 months?

- **If needed:** We're talking about the last 12 months
- **ENTER to the nearest dollar.**
- **If None, ENTER [0]**

\$ 0 – 99,997

(WEB) How much did you [and your family living there] pay for car repairs and maintenance in the LAST 12 MONTHS?

\$ 0 – 99,997 .00

CHECK: Please enter a number from 0 to 99997.

F78 RULE: Whether Any Vehicle Bought or Leased Before P2YEAR

Vehicle Bought/Leased Before P2YEAR (F53=1-2 & F55<P2YEAR)	All Others	→ GO TO F80B
--	------------	--------------

↓

F79. (CATI) [Vehicles Bought/Leased < [P2YEAR]: YEAR MAKE-MODEL]

[ANY VEHICLE BOUGHT/LEASED P2YEAR OR LATER: Other than the car payments you already told me about, how / ALL OTHERS: How] much did you [and your family living there] pay in car payments in [LAST MONTH]?

- If needed: We're talking about last month ([LAST MONTH])
- INCLUDE vehicle purchase and lease payments not already covered

\$ 0 – 999,997

(WEB) [ANY VEHICLE BOUGHT/LEASED P2YEAR OR LATER: Other than the car payments you already reported, how / ALL OTHERS: How] much did you [and your family living there] pay in car payments in [LAST MONTH]?

\$ 0 – 999,997 .00

CHECK: Please enter a number from 0 to 999997.

F80B. (CATI) Altogether for the month of [LAST MONTH], how much did you [and your family living there] pay for each of these transportation related expenses. Do not include costs associated with trips and vacations, which we will ask about later.

Gasoline?

- If needed: We're talking about last month ([LAST MONTH])
- ENTER to the nearest dollar.
- If None, ENTER [0]

\$ 0 – 99,997

F80C. (CATI) (Altogether for the month of [LAST MONTH], how much did you [and your family living there] pay for each of these transportation related expenses. Do not include costs associated with trips and vacations, which we will ask about later.)

Parking and car pool?

- If needed: We're talking about last month ([LAST MONTH])
- ENTER to the nearest dollar.
- If None, ENTER [0]

\$ 0 – 99,997

F81A. (CATI) [F47=YES: (Altogether for the month of [LAST MONTH], how much did you [and your family living there] pay for each of these transportation related expenses. Do not include costs associated with trips and vacations, which we will ask about later.) / F47<>YES: Altogether for the month of [LAST MONTH], how much did you [you and your family living there] pay for each of these transportation related expenses. Do not include costs associated with trips and vacations, which we will ask about later.]

Bus fares and train fares?

- If needed: We're talking about last month ([LAST MONTH])
- ENTER to the nearest dollar.
- If None, ENTER [0]

\$ 0 – 99,997

F81B. (CATI) (Altogether for the month of [LAST MONTH], how much did you [and your family living there] pay for each of these transportation related expenses. Do not include costs associated with trips and vacations, which we will ask about later.)

Taxicabs?

- If needed: Please include ride sharing services like Uber and Lyft
- If needed: We're talking about last month ([LAST MONTH])
- ENTER to the nearest dollar.
- If None, ENTER [0]

\$ 0 – 99,997

F81C. (CATI) (Altogether for the month of [LAST MONTH], how much did you [and your family living there] pay for each of these transportation related expenses. Do not include costs associated with trips and vacations, which we will ask about later.)

Other transportation costs?

- If needed: We're talking about last month ([LAST MONTH])
- ENTER to the nearest dollar.
- If None, ENTER [0]

\$ 0 – 99,997

F80B-F81C GRID. (WEB) Altogether for the month of [LAST MONTH], how much did you [and your family living there] pay for each of these transportation-related expenses? Do not include costs associated with trips and vacations.

F80B. Gasoline. \$ 0 – 99,997 .00

F80C. Parking and carpool. \$ 0 – 99,997 .00

F81A. Bus fares and train fares. \$ 0 – 99,997 .00

F81B. Taxicabs. \$ 0 – 99,997 .00

Please include ride sharing services like Uber and Lyft.

F81C. Other transportation costs. \$ 0 – 99,997 .00

CHECK: Please enter a number from 0 to 99997.

F81CSPEC RULE: Whether There are Other Transportation Costs

Other Transportation Costs (F81C=1 - 99997)	All Others	→ GO TO F18F22
↓		

F81CSPEC. (CATI) What were those other costs?

String 100

(WEB) What were those other transportation costs?

String 100

Food

F18F22, F18F22PER. (CATI) How much do you [and everyone else in your family] spend on food that you use at home [F14=1: including food stamp benefits] in an average week?]

- [HU or HUCS in FU: IF R lives with non-FU members, PROBE: Is that only your (FU's) share of the food?]
- ENTER amount here, then SELECT unit of time on next screen (Week, Two weeks, Month, Year)

\$ 1.00 – 99,997.00 DK/RF → GO TO F19F23



The amount entered is: [F18F22] per ____

- SELECT the unit of time below

3. Week 4. Two weeks 5. Month 6. Year

7. Other-specify (F18F22PERSPEC. Specify. (String 100))

(WEB) How much do you [and everyone else in your family] spend on food that you use at home [F14=1: including food stamp benefits] in an average week?

[HU or HUCS in FU: Please do not include amounts paid by [HU & HUCS: roommates, people living with you temporarily, or family living with you who do their own F.E.S. interview / HU only: roommates or people living with you temporarily / HUCS only: family living with you who do their own F.E.S. interview].]

\$ 1.00 – 99,997.00 per 3. Week 4. Two weeks 5. Month 6. Year

CHECK: Please enter a number
from 1.00 to 99997.00.

7. Other - Please specify: (F18F22PERSPEC)

SIGNAL: Please select a unit of time

F19F23. (CATI) Do you [and anyone else now living in your family] have any food delivered to the door which isn't included in that?

1. Yes 5. No → GO TO F21F25

GO TO F20F24

(WEB) Do you [and anyone else now living in your family] have any food delivered to the door which isn't included in that?

1. Yes 5. No → GO TO F21F25

GO TO F20F24

F20F24, F20F24PER. (CATI) How much do you [and anyone else now living in your family] spend on that food?

- [HU or HUCS in FU: IF R lives with non-FU members, PROBE: Is that only your (FU's) share of the food?]
- ENTER amount here, then SELECT unit of time on next screen (Week, Two weeks, Month, Year)

\$ 1.00 – 99,997.00 DK/RF → GO TO F21F25



The amount entered is: [F20F24] per ____

- SELECT the unit of time below

3. Week 4. Two weeks 5. Month 6. Year

7. Other-specify (F20F24PERSPEC. Specify. (String 100))

(WEB) How much do you [and anyone else now living in your family] spend on that food?

[HU or HUCS in FU: Please do not include amounts paid by [HU & HUCS: roommates, people living with you temporarily, or family living with you who do their own F.E.S. interview / HU only: roommates or people living with you temporarily / HUCS only: family living with you who do their own F.E.S. interview].]

\$ 1.00 – 99,997.00 per 3. Week 4. Two weeks 5. Month 6. Year

CHECK: Please enter a number from 1.00 to 99997.00.

7. Other - Please specify: (F20F24PERSPEC)

SIGNAL: Please select a unit of time

F21F25, F21F25PER. (CATI) About how much do you [and everyone else in your family] spend eating out?

- [HU or HUCS in FU: IF R lives with non-FU members, PROBE: Is that only your (FU's) share of the food?]
- ENTER amount here, then SELECT unit of time on next screen (Week, Two weeks, Month, Year)

\$ 0.00 → GO TO F82

\$ 1.00 – 99,997.00 DK/RF → GO TO F82



The amount entered is: [F21F25] per ____

- SELECT the unit of time below

3. Week 4. Two weeks 5. Month 6. Year

7. Other-specify (F21F25PERSPEC. Specify. (String 100))

(WEB) About how much do you [and everyone else in your family] spend eating out?

[HU or HUCS in FU: Please do not include amounts paid by [HU & HUCS: roommates, people living with you temporarily, or family living with you who do their own F.E.S. interview / HU only: roommates or people living with you temporarily / HUCS only: family living with you who do their own F.E.S. interview].]

\$ 0.00 NA 1.00 – 99,997.00 per 3. Week 4. Two weeks 5. Month 6. Year

GO TO F82

CHECK: Please enter a number from 0 to 99997.00.

7. Other - Please specify: (F21F25PERSPEC)

SIGNAL: Please select a unit of time

F82. (CATI) In [PYEAR], did you [and your family living there] have any school-related expenses such as:
 Tuition or tutoring (not including any amounts already mentioned for day care or nursery school);
 Room and board for a family member who is away at school;
 Purchase or rental of books, supplies, uniforms, or equipment including computers and software?

→ GO TO F86A

GO TO F83

(WEB) LAST YEAR, in [PYEAR], did you [and your family living there] have any school-related expenses such as:

- Tuition or tutoring, not including any amounts already mentioned for day care or nursery school,
- Room and board for a family member who is away at school, or
- Purchase or rental of books, supplies, uniforms, or equipment including computers and software?

→ GO TO F86A

GO TO F83

F83. (CATI) How much in total were these expenses?

(WEB) How much in total were these expenses?

\$.00

CHECK: Please enter a number from 1 to 999997.

F84. (CATI) In [PYEAR], were there any other school-related expenses not already covered in the previous question?

→ GO TO F86A

GO TO F85

(WEB) In [PYEAR], were there any other school-related expenses not already covered in the previous question?

→ GO TO F86A

GO TO F85

F85. (CATI) What other types of school-related expenses did you have?

(WEB) What other types of school-related expenses did you have?

F86. (CATI) Altogether, how much were these other expenses?

(WEB) Altogether, how much were these other expenses?

\$.00

CHECK: Please enter a number from 1 to 999997.

F86A. (CATI) [F82=YES OR F84=YES: Not including any amounts already reported, how / ALL OTHERS: How] much did you [and your family living there] spend altogether in [PYEAR] on computers, laptops, tablets, cell phones, game players, and software for these devices?

- IF needed: Do not include cell phone or internet service

\$ 0 – 999,997 → GO TO F87 DK/RF → GO TO F86A1

(WEB) [F82=YES OR F84=YES: Not including any amounts already reported, how / ALL OTHERS: How] much did you [and your family living there] spend altogether in [PYEAR] on computers, laptops, tablets, cell phones, game players, and software for these devices? Please do not include cell phone or internet service.

\$ 0 – 999,997 .00 → GO TO F87 NA → GO TO F86A1F86A3_W

CHECK: Please enter a number from 1 to 999997.

F86A1. (CATI ONLY) Would it amount to \$600 or more?	
1. Yes	5. No DK/RF → GO TO F87
↓	↓
F86A3. (CATI ONLY) (Would it amount to) \$900 or more?	F86A2. (CATI ONLY) (Would it amount to) \$400 or more?
1. Yes 5. No DK/RF	1. Yes 5. No DK/RF
GO TO F87	GO TO F87

F86A1F86A3_W. (WEB ONLY) What is your best estimate?

1. Less than \$400	2. \$400 to less than \$600
3. \$600 to less than \$900	4. \$900 or more

F87, F87PER. (CATI) Next, let me ask you about some other household expenses. Please indicate to the best of your ability, the amount spent on each of these items altogether during [PYEAR].
How much did you [and your family living there] spend altogether in [PYEAR] on home repairs and maintenance, including materials plus any costs for hiring a professional?

- ENTER amount here, then SELECT unit of time on next screen (Month, Year)

\$ 0 → GO TO F88 \$ 1 – 999,997 DK/RF → GO TO F87A



The amount entered is: [F87] per __

- SELECT the unit of time below

5. Month 6. Year 7. Other-specify (F87PERSPEC. Specify. (String 100))

GO TO F88

(WEB) The following questions are about some other household expenses. Please indicate to the best of your ability the amount spent on each of these items altogether during [PYEAR].
How much did you [and your family living there] spend altogether in [PYEAR] on home repairs and maintenance, including materials plus any costs for hiring a professional?

\$ 0 – 999,997 .00 per 5. Month 6. Year NA → GO TO F87AF87C_W

CHECK: Please enter a number from 0 to 999997.

7. Other - Please specify: (F87PERSPEC)

SIGNAL: Please select a unit of time

GO TO F88

F87A. (*CATI ONLY*) Would it amount to \$400 or more?

1. Yes 5. No DK/RF → GO TO F88

↓ ↓

F87B. (*CATI ONLY*) \$1,000 or more? F87C. (*CATI ONLY*) \$100 or more?

1. Yes 5. No DK/RF 1. Yes 5. No DK/RF

GO TO F88 GO TO F88

F87AF87C W. (WEB ONLY) What is your best estimate?

1. Less than \$100	2. \$100 to less than \$400
3. \$400 to less than \$1,000	4. \$1,000 or more

F88, F88PER. (CATI) (How much did you [and your family living there] spend altogether in [PYEAR]...)

On household furnishings and equipment, including household textiles, furniture, floor coverings, major appliances, small appliances and miscellaneous housewares?

- ENTER amount here, then SELECT unit of time on next screen (Month, Year)

\$ 0 → GO TO F89 **\$ 1 – 999,997** **DK/RF** → GO TO F88A

↓

The amount entered is: [F88] per ____

- SELECT the unit of time below

5. Month	6. Year	7. Other-specify (F88PERSPEC. Specify. (String 100))
----------	---------	--

GO TO F89

(WEB) How much did you [and your family living there] spend altogether in [PYEAR] on household furnishings and equipment, including household textiles, furniture, floor coverings, major appliances, small appliances, and miscellaneous housewares?

\$ 0 – 999,997	.00 per	5. Month	6. Year	NA → GO TO F88AF88C_W
----------------	---------	----------	---------	-----------------------

CHECK: Please enter a number from 0 to 999997.

7. Other - Please specify: (F88PERSPEC)

SIGNAL: Please select a unit of time

GO TO F89

F88A. (*CATI ONLY*) Would it amount to \$500 or more?

1. Yes 5. No DK/RF → GO TO F89

↓ ↓

F88B. (*CATI ONLY*) \$1,500 or more? F88C. (*CATI ONLY*) \$100 or more?

1. Yes 5. No DK/RF 1. Yes 5. No DK/RF

GO TO F89 GO TO F89

F88AF88C W. (WEB ONLY) What is your best estimate?

1. Less than \$100	2. \$100 to less than \$500
3. \$500 to less than \$1,500	4. \$1,500 or more

F89, F89PER. (CATI) (How much did you [and your family living there] spend altogether in [PYEAR]...)

On clothing and apparel, including footwear, outerwear, and products such as watches or jewelry?

- ENTER amount here, then SELECT unit of time on next screen (Month, Year)

→ GO TO F90 → GO TO F89A



The amount entered is: [F89] per ____

- SELECT the unit of time below

GO TO F90

(WEB) How much did you [and your family living there] spend altogether in [PYEAR] on clothing and apparel, including footwear, outerwear, and products such as watches or jewelry?

\$.00 per → GO TO F89AF89C_W

CHECK: Please enter a number from 0 to 999997.

SIGNAL: Please select a unit of time

GO TO F90

F89A. (CATI ONLY) Would it amount to \$700 or more?

 → GO TO F90



F89B. (CATI ONLY) \$1,500 or more?

F89C. (CATI ONLY) \$200 or more?

GO TO F90

GO TO F90

F89AF89C_W. (WEB ONLY) What is your best estimate?

F90, F90PER. (CATI) (How much did you [and your family living there] spend altogether in [PYEAR]...)

On trips and vacations, including transportation, accommodations, and recreational expenses on trips?

- ENTER amount here, then SELECT unit of time on next screen (Month, Year)

→ GO TO F91 → GO TO F90A



The amount entered is: [F90] per ____

- SELECT the unit of time below

GO TO F91

(WEB) How much did you [and your family living there] spend altogether in [PYEAR] on trips and vacations, including transportation, accommodations, and recreational expenses on trips?

\$.00 per → GO TO F90AF90C_W

CHECK: Please enter a number from 0 to 999997.

SIGNAL: Please select a unit of time

GO TO F91

F90A. (CATI ONLY) Would it amount to \$500 or more?		
1. Yes	5. No	DK/RF → GO TO F91
↓		
F90B. (CATI ONLY) \$1,500 or more?		F90C. (CATI ONLY) \$200 or more?
1. Yes	5. No	DK/RF
GO TO F91		GO TO F91

F90AF90C_W. (WEB ONLY) What is your best estimate?

1. Less than \$200	2. \$200 to less than \$500
3. \$500 to less than \$1,500	4. \$1,500 or more

F91, F91PER. (CATI) (How much did you [and your family living there] spend altogether in [PYEAR]...)

On recreation and entertainment, including tickets to movies, sporting events, and performing arts and hobbies including exercise, bicycles, trailers, camping, photography, and reading materials? [F90<>0: Do not include costs associated with the trips and vacations you mentioned previously.]

- ENTER amount here, then SELECT unit of time on next screen (Month, Year)

\$ 0 → GO TO SECTION G \$ 1 – 999,997 DK/RF → GO TO F91A



The amount entered is: [F91] per ____

- SELECT the unit of time below

5. Month 6. Year 7. Other-specify (F91PERSPEC. Specify. (String 100))

GO TO SECTION G

(WEB) How much did you [and your family living there] spend altogether in [PYEAR] on recreation and entertainment, including tickets to movies, and sporting events; and performing arts and hobbies, including exercise, bicycles, trailers, camping, photography, and reading materials? [F90<>0: Do not include costs associated with the trips and vacations you already reported.]

\$ 0 – 999,997 .00 per 5. Month 6. Year NA → GO TO F91AF91C_W

CHECK: Please enter a number from 0 to 999997.

7. Other - Please specify: (F91PERSPEC)

SIGNAL: Please select a unit of time

GO TO SECTION G

F91A. (CATI ONLY) Would it amount to \$500 or more?		
1. Yes	5. No	DK/RF → GO TO SECTION G
↓		
F91B. (CATI ONLY) \$1,500 or more?		F91C. (CATI ONLY) \$200 or more?
1. Yes	5. No	DK/RF
GO TO SECTION G		GO TO SECTION G

F91AF91C_W. (WEB ONLY) What is your best estimate?

1. Less than \$200	2. \$200 to less than \$500
3. \$500 to less than \$1,500	4. \$1,500 or more

GO TO SECTION G

End SECTION_F

Section G: Income; OFUM Education

[TOC](#)

SECTION_G

G1. (CATI ONLY) Now I have some questions about finances and income.

- ENTER [1] to continue

1. Continue

PYear Farm Income

G1A. CAI Checkpoint: Whether Reference Person or Spouse-Partner is a Farmer or Rancher on Current Main Job

Farmer/Rancher (JOBTYPE=CMJ & BC28=Yes)		5. All Others	→ GO TO G5
1. Reference Person Only	2. Spouse-Person Only	3. Both	
↓			

G2. (CATI) What were [R=RP: [your / your (and [SPOUSE-PARTNER]'s) / R=SP: [your / your (and [REFERENCE PERSON]'s)] / R=OFUM, PROXY: [[REFERENCE PERSON]'s / [SPOUSE-PARTNER]'s / [REFERENCE PERSON]'s and [SPOUSE-PARTNER]'s]] total receipts from farming in [PYEAR], including soil bank payments and commodity credit loans?

\$ 0 – 9,999,997

G3. (CATI) What were [R=RP: [your / your (and [SPOUSE-PARTNER]'s) / R=SP: [your / your (and [REFERENCE PERSON]'s)] / [REFERENCE PERSON]'s / [SPOUSE-PARTNER]'s / R=OFUM, PROXY: [[REFERENCE PERSON]'s / [SPOUSE-PARTNER]'s / [REFERENCE PERSON]'s and [SPOUSE-PARTNER]'s]] total operating expenses in [PYEAR], not counting living expenses?

\$ 0 – 9,999,997

G2-G3 GRID. (WEB) These next questions are about finances and income. What were [R=RP: [your / your (and [SPOUSE-PARTNER]'s) / R=SP: [your / your (and [REFERENCE PERSON]'s)] / R=OFUM, PROXY: [[REFERENCE PERSON]'s / [SPOUSE-PARTNER]'s / [REFERENCE PERSON]'s and [SPOUSE-PARTNER]'s]] total receipts and operating expenses from in [PYEAR]? Please include soil bank payments and commodity credit loans. Do not include living expenses.

G2. Receipts. \$ 0 – 9,999,997 .00

G3. Expenses. \$ 0 – 9,999,997 .00

CHECK: Please enter a number from 0 to 9999997.

G4CKPT. CAI Checkpoint: Whether G2 or G3 is Not Response

1. G2=DK, RF, NA or G3=DK, RF, NA	5. All Others	→ (Assign G4=G2 minus G3) GO TO G5
↓		

G4. (CATI) (And) what was the net income from farming in [PYEAR]?

- Receipts: [Don't Know / Refused / \$[G2]]
- Expenses: [Don't Know / Refused / \$[G3]]

\$ -999,999 – 9,999,997

(WEB) What was the net income from farming in [PYEAR]?

For amounts less than \$0.00, enter the minus symbol (-) and then the amount. For example: Enter "-500" to indicate a loss of \$500.00.

\$ -999,999 – 9,999,997 .00

CHECK: Please enter a number from -999,999 to 9999997.

PYear Businesses

G5. (CATI) Did [you / [REFERENCE PERSON]] [or anyone else in the family there] own a business at any time in [PYEAR] or have a financial interest in any business enterprise?

1. Yes 5. No → GO TO G12

GO TO G6

(WEB) [G1A=5: These next questions are about finances and income.] Did [you / [REFERENCE PERSON]] [or anyone else in the family there] own a business at any time in [PYEAR] or have a financial interest in any business enterprise?

1. Yes 5. No → GO TO G12

GO TO G6

G6. (CATI) How many businesses or financial interests did [you / [REFERENCE PERSON]] [or anyone else in the family there] have in [PYEAR]?

1. One → GO TO G7A 2. Two 3. Three 4. Four 5. Five or more DK/RF → GO TO G12

GO TO G7

(WEB) How many businesses or financial interests did [you / [REFERENCE PERSON]] [or anyone else in the family there] have in [PYEAR]?

1. One 2. Two 3. Three 4. Four 5. Five or more NA → GO TO G12

GO TO G7A

SECTION_G.G7_G11[1..5] [1..5]=Which business

G7. (CATI ONLY) [LOOP 1: I'll be asking this next series of questions about each business separately. We can begin with whichever business you choose. / ALL OTHERS: And now some questions about the next business.]

- ENTER [1] to continue

1. Continue

G7A. (CATI) Business #[1..5]

What kind of business was that?

String 500

(WEB) [G6>1-LOOP 1: The next series of questions are about each business separately / G6>1-LOOP 2-5: And now some questions about the next business].

What kind of business was [G6=1: that / G6>1: the [first / second / third / fourth / fifth] one]?

String 500

G7B. (CATI) Business #[1..5]

What was the name of (the/that) business?

- **IF necessary:** This information will help us to process employment information you gave us. The name itself will never be released as part of data from the study.
- **IWER: IF no employer name is given by R, ask for job title or anything that can help identify the job.**

String 25

(WEB) What was the name of that business?

If you prefer not to enter the name of the business, please enter a nickname or anything that will identify this business to you.

The information we collect is confidential, and that includes maintaining confidentiality in collecting information about businesses.

String 25

G8. (CATI) Business #[1..5]: [G7B]

Who in the family owned that business?

- **ENTER all that apply**
- **PROBE:** Any others?

1 – 24. [CYNAMF] [CYNAML], [CYAQRTH], [CYFUHU]

AQSN list of FU Members if FU, FUMI≤PY, MO≥PY, DEC≥PY, MIL, EDU, HLT, OTH

97. Owner not on family list (G8SPEC. Who was that? (String 100))

(WEB) Who in the family living there owned that business?

Please select all that apply.

1 – 24. [CYNAMF] [CYNAML], (age [AGEIWDAT])

AQSN list of FU Members if FU, FUMI≤PY, MO≥PY, DEC≥PY, MIL, EDU, HLT, OTH

97. Someone else - Please specify: (G8SPEC)

SECTION_G.G7_G11[1..5].G9_G10[1..2] [1..5]=Which business; [1]=Reference Person, [2]=Spouse-Partner

G9AQSN. AQSN of Current Reference Person (Spouse-Partner). Assigned.

G9A. (CATI) Business #[1..5]: [G7B] - [CYNAMF] [CYNAML]: [CYAQRTH], [CYFUHU], Age [AGEIWDAT] [(Respondent)]

Did [you / [REFERENCE PERSON] / [SPOUSE-PARTNER]] put in any work time for this business in [PYEAR]?

- **PROBE if inconsistent with employment section**

1. Yes

5. No

→ GO TO G9 RULE

GO TO G9B

(WEB) Did [you / [REFERENCE PERSON] / [SPOUSE-PARTNER]] put in any work time for this business in [PYEAR]?

1. Yes

5. No

→ GO TO G9 RULE

GO TO G9B

G9B. (CATI) Business #[1..5]: [G7B] - [CYNAMF] [CYNAML]: [CYAQRTH], [CYFUHU], Age [AGEIWDATE] [(Respondent)]

Did you tell me about this work earlier, including jobs we already talked about?

- [ANY JOB BCWTRP1YEAR=1: If needed, PROBE: Let me remind you of the jobs reported for [PYEAR] (READ LIST):
[List of PYEAR Employers from Section BC]]

1. Yes, these work hours were reported	→ GO TO G9 RULE	5. No, these work hours were not reported	DK/RF	→ GO TO G9 RULE
--	-----------------	---	-------	-----------------

GO TO G9J1H

(WEB) [ANY JOB BCWTRP1YEAR=1: [PYEAR] employers/jobs reported earlier:
[List of PYEAR Employers from Section BC]]

Have you already reported this work, including jobs already reported for [PYEAR]?

1. Yes	→ GO TO G9 RULE	5. No	→ GO TO G9J3H	NA	→ GO TO G9 RULE
--------	-----------------	-------	---------------	----	-----------------

G9J1H. (CATI ONLY) Business #[1..5]: [G7B] - [CYNAMF] [CYNAML]: [CYAQRTH], [CYFUHU], Age [AGEIWDATE] [(Respondent)]

Then I would like to ask you some questions now about this business and [your / [REFERENCE PERSON]'s / [SPOUSE-PARTNER]'s] work in it.

- ENTER [1] to continue

1. Continue

G9J3H. (CATI) Business #[1..5]: [G7B] - [CYNAMF] [CYNAML]: [CYAQRTH], [CYFUHU], Age [AGEIWDATE] [(Respondent)]

What sort of work did [you / he / she] do?

- DO NOT PROBE

String 500

(WEB) The following questions are about this business and [your / [REFERENCE PERSON]'s / [SPOUSE-PARTNER]'s] work in it. What sort of work did [you / he / she] do?

String 500

G9J3AH. (CATI) Business #[1..5]: [G7B] - [CYNAMF] [CYNAML]: [CYAQRTH], [CYFUHU], Age [AGEIWDATE] [(Respondent)]

What was the official title of [your / [REFERENCE PERSON]'s / [SPOUSE-PARTNER]'s] job? (The title that the business used.)

- DO NOT PROBE

String 200

(WEB) What was the official title of [your / [REFERENCE PERSON]'s / [SPOUSE-PARTNER]'s] job, that is, the title that the business used?

String 200

G9J4H. (CATI) Business #[1..5]: [G7B] - [CYNAMF] [CYNAML]: [CYAQRTH], [CYFUHU], Age [AGEIWDAT] [(Respondent)]

And, how many weeks did [you / he / she] work at this business in [PYEAR]?

1 – 52

(WEB) How many weeks did [you / [REFERENCE PERSON] / [SPOUSE-PARTNER]] work at this business in [PYEAR]?

1 – 52 Number of weeks

CHECK: Please enter a number from 1 to 52.

G9J5H. (CATI) Business #[1..5]: [G7B] - [CYNAMF] [CYNAML]: [CYAQRTH], [CYFUHU], Age [AGEIWDAT] [(Respondent)]

On average, how many hours a week did [you / he / she] work at this business in [PYEAR]?

- ROUND DOWN for fractions less than ½ (0.5)
- ROUND UP for fractions ½ (0.5) or more

1 – 168

(WEB) On average, how many hours a week did [you / he / she] work at this business in [PYEAR]?

1 – 168 Number of hours per week

CHECK: Please enter a number from 1 to 168.

G9J6HMO, G9J6HYR. (CATI) Business #[1..5]: [G7B] - [CYNAMF] [CYNAML]: [CYAQRTH], [CYFUHU], Age [AGEIWDAT] [(Respondent)]

In what month and year did [you / he / she] start working at this business?

- SELECT Month and [Enter] to go to next screen for year
- IF NECESSARY: What would be your best estimate?

<input type="text"/> Select ▾	1. January	5. May	9. September	21. Winter (Dec-Feb)
	2. February	6. June	10. October	22. Spring (Mar-May)
	3. March	7. July	11. November	23. Summer (Jun-Aug)
	4. April	8. August	12. December	24. Fall (Sep-Nov)

- The month entered is: [G9J6HMO]
- ENTER the year below
1901- [PYEAR] Actual year

1901 – [PYEAR] 9997. Before [PYEAR] but don't know exact year (SP_OA)

(WEB) In what month and year did [you / he / she] start working at this business?
If you do not know the month, please select the season.

<input type="text"/> Select ▾	Month or	1. January	7. July	21. Winter (Dec-Feb)
	Season	2. February	8. August	22. Spring (Mar-May)
		3. March	9. September	23. Summer (Jun-Aug)
		4. April	10. October	24. Fall (Sep-Nov)
		5. May	11. November	
		6. June	12. December	

1901 – [PYEAR] Year

9997. Before [P2YEAR] but don't know exact year (SP_OA)

CHECK: Please enter a date before today.

CHECK: Please enter a year earlier than [CYEAR].

G9J7H. (CATI) Business #[1..5]: [G7B] - [CYNAMF] [CYNAML]: [CYAQRTH], [CYFUHU], Age [AGEIWDATE] [(Respondent)]

In which months during [PYEAR] [were you / was he / was she] working at this business?

- ENTER all that apply
- PROBE: Any others?

Select All	Clear All				
1. January	2. February	3. March	4. April	5. May	6. June
7. July	8. August	9. September	10. October	11. November	12. December

(WEB) In which months during [PYEAR] [were you / was he / was she] working at this business?

Please select all that apply.

Select All	Clear All				
1. January	2. February	3. March	4. April	5. May	6. June
7. July	8. August	9. September	10. October	11. November	12. December

G9J8H. (CATI) Business #[1..5]: [G7B] - [CYNAMF] [CYNAML]: [CYAQRTH], [CYFUHU], Age [AGEIWDATE] [(Respondent)]

[Have you / Has he / Has she] stopped working at this business?

1. Yes	5. No	→ GO TO G9 RULE
--------	-------	-----------------

GO TO G9J9HMO

(WEB) [Have you / Has he / Has she] stopped working at this business?

1. Yes	5. No	→ GO TO G9 RULE
--------	-------	-----------------

GO TO G9J9HMO

G9J9HMO, G9J9HYR. (CATI) Business #[1..5]: [G7B] - [CYNAMF] [CYNAML]: [CYAQRTH], [CYFUHU], Age [AGEIWDAT] [(Respondent)]

In what month and year was that?

- SELECT Month and [Enter] to go to next screen for year
- IF NECESSARY: What would be your best estimate?

Select ▾	1. January	5. May	9. September	21. Winter (Dec-Feb)
	2. February	6. June	10. October	22. Spring (Mar-May)
	3. March	7. July	11. November	23. Summer (Jun-Aug)
	4. April	8. August	12. December	24. Fall (Sep-Nov)

The month entered is: [G9J9HMO]

- ENTER the year below

[PYEAR] – [CYEAR] 9996. [PYEAR]-[CYEAR], DK which year (SP_0B)

(WEB) In what month and year was that?

If you do not know the month, please select the season.

Select ▾	Month	1. January	7. July	21. Winter (Dec-Feb)
	or	2. February	8. August	22. Spring (Mar-May)
	Season	3. March	9. September	23. Summer (Jun-Aug)
		4. April	10. October	24. Fall (Sep-Nov)
		5. May	11. November	
		6. June	12. December	

[PYEAR] – [CYEAR] Year

9996. [PYEAR]-[CYEAR] but don't know which year (SP_0B)

CHECK: Please enter a year from [PYEAR] to [CYEAR].

CHECK: Please enter a date after your start date ([G9J6MO], [G9J6YR]).

CHECK: Please enter a date before today.

G9J10H. (CATI) Business #[1..5]: [G7B] - [CYNAMF] [CYNAML]: [CYAQRTH], [CYFUHU], Age [AGEIWDAT] [(Respondent)]

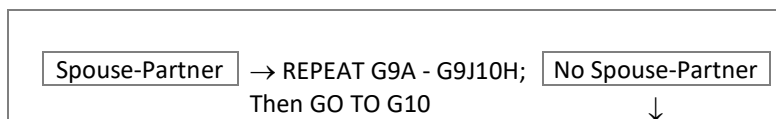
What happened - did it go out of business, did [you / he / she] quit, or what?

String 500

(WEB) What happened - did it go out of business, did [you / he / she] quit, or something else?

String 500

G9 RULE: Whether Spouse-Partner in FU (CYAQRTH=201-222, CYFUHU=FU, FUMI)



End G9_G10

G10. (CATI) Business #[1..5]: [G7B] - [CYNAMF] [CYNAML]: [CYAQRTH], [CYFUHU], Age [AGEIWDAT] [(Respondent)]

(Please remind me,) was it a corporation or an unincorporated business?

1. Corporation	→ GO TO	2. Unincorporated	7. Other-specify (G10SPEC. Specify (String 100))	DK/RF
	G11DCKPT		GO TO G11	

(WEB) Was this business a...?

1. Corporation	→ GO TO	2. Unincorporated business	7. Other - Please specify: (G10SPEC)	NA
	G11DCKPT		GO TO G11-G11A GRID	

G11. (CATI) Business #[1..5]: [G7B] - [CYNAMF] [CYNAML]: [CYAQRTH], [CYFUHU], Age [AGEIWDAT] [(Respondent)]

What were the total receipts from the business in [PYEAR]?

\$ 0 – 9,999,997

G11A. (CATI) Business #[1..5]: [G7B] - [CYNAMF] [CYNAML]: [CYAQRTH], [CYFUHU], Age [AGEIWDAT] [(Respondent)]

What were the total operating expenses, not counting living expenses (in [PYEAR])?

\$ 0 – 9,999,997

G11-G11A GRID. (WEB) What were the total receipts and operating expenses, not counting living expenses, from this business in [PYEAR]?

G11. Receipts. \$ 0 – 9,999,997 .00

G11A. Expenses. \$ 0 – 9,999,997 .00

CHECK: Please enter a number from 0 to 9999997.

G11CKPT. CAI Checkpoint: Whether G11 or G11A is Not Response

1. G11=DK, RF, NA or G11A=DK, RF, NA 5. All Others → (Assign G11B=G11 minus G11A)
GO TO G12 RULE

G11B. (CATI) Business #[1..5]: [G7B] - [CYNAMF] [CYNAML]: [CYAQRTH], [CYFUHU], Age [AGEIWDAT] [(Respondent)]

(And) what was the net income from the business (in [PYEAR])?

- Receipts: [Don't Know / Refused / \$(G11)]
- Expenses: [Don't Know / Refused / \$(G11A)]

\$ -999,999 – 9,999,997 → GO TO G12 RULE

(WEB) What was the net income from the business in [PYEAR]?

For amounts less than \$0.00, enter the minus symbol (-) and then the amount. For example:
Enter "-500" to indicate a loss of \$500.00.

\$ -999,999 – 9,999,997 .00 → GO TO G12 RULE

CHECK: Please enter a number from -999,999 to 99999997.

SECTION_G.G7_G11[1..5].G11D_G11E[1..2] [1..5]=Which business; [1]=Reference Person, [2]=Spouse-Partner

G11DAQSN. AQSN of Current Reference Person (Spouse-Partner). Assigned.

G11DCKPT. CAI Checkpoint: Whether Worked For This Corporation But Did Not Report It

1. Worked For Corp But Didn't Report It (G9A=Yes & G9B<>Yes) 5. All Others → GO TO G11E RULE

G11D. (CATI) Business #[1..5]: [G7B] - [CYNAMF] [CYNAML]: [CYAQRTH], [CYFUHU], Age [AGEIWDAT] [(Respondent)]

How much did [you / [REFERENCE PERSON] / [SPOUSE-PARTNER]] make at this business in [PYEAR]?

\$ 1 – 9,999,997

(WEB) How much did [you / [REFERENCE PERSON] / [SPOUSE-PARTNER]] make at this business in [PYEAR]?

\$ 1 – 9,999,997 .00

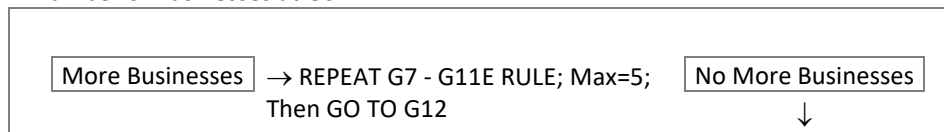
CHECK: Please enter a number from 1 to 99999997.

G11E RULE: Whether Spouse-Partner in FU (CYAQRTH=201-222, CYFUHU=FU, FUMI)



End G11D_G11E

G12 RULE: Number of Businesses at G6



End G7_G11

PYear Income

SECTION_G.G12_G46G[1..2] [1]=Reference Person, [2]=Spouse-Partner

G12A QSN. A QSN of Current Reference Person (Spouse-Partner). Assigned.

Earnings from Work

G12. (CATI) [CYNAMF] [CYNAML]: [CYAQRTH], [CYFUHU], Age [AGEIWDAT] [(Respondent)]

Did [you / [REFERENCE PERSON] / [SPOUSE-PARTNER]] earn wages or salaries in [PYEAR] from working on any jobs, including jobs we already talked about? [G9A=YES & G10= UNINCORPORATED: Do not include the unincorporated business we have just talked about.]

- IF needed, PROBE: This includes wages and salaries from the job(s) we talked about earlier.
- [ANY JOB BCWTRP1YEAR=1: IF needed, PROBE: Let me remind you of the jobs reported for [PYEAR] (READ LIST):
[List of PYEAR Employers from Section BC]]

1. Yes → GO TO G13 5. No

GO TO G12CKPT2

(WEB) [ANY JOB BCWTRP1YEAR=1: [PYEAR] employers/jobs reported earlier:

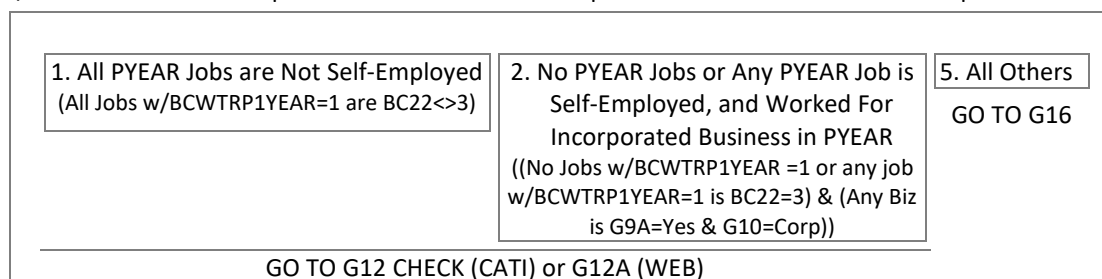
[List of PYEAR Employers from Section BC]]

Did [you / [REFERENCE PERSON] / [SPOUSE-PARTNER]] earn wages or salaries in [PYEAR] from working on any jobs, including jobs already reported for [PYEAR]? [G9A=YES & G10= UNINCORPORATED: This does not include the unincorporated business you just reported.]

1. Yes → GO TO G13 5. No

GO TO G12CKPT2

G12CKPT2/G12CKPT2S. CAI Checkpoint: Whether PYEAR Job Reported or Worked PYEAR for Incorporated Business



G12 CHECK (CATI ONLY): [Reference Person / Spouse-Partner] either reported a [PYEAR] job in the EHC, or reported working for an incorporated business in [PYEAR], but reported NO wages or salary at G12.

- If the [PYEAR] job is THE SAME as work reported in [PYEAR] for an UNincorporated business, DO NOT PROBE - SELECT [Suppress] and enter this information in G12A.
- Otherwise, PROBE: (Were/Was) there any wage(s) or salary(s) from (this job/these jobs) in [PYEAR]?
- If "YES", PRESS [Enter] or SELECT [Go To], to go to G12 & ENTER [Yes]
- If "NO", SELECT [Suppress] to go to G12A & record explanation.

→ RETURN TO G12



G12A. (CATI) [CYNAMF] [CYNAML]: [CYAQRTH], [CYFUHU], Age [AGEIWDATE] [(Respondent)]

How is it that [you / [REFERENCE PERSON] / [SPOUSE-PARTNER]] worked in [PYEAR], but did not receive earnings from it?

GO TO G16

(WEB) How is it that [you / [REFERENCE PERSON] / [SPOUSE-PARTNER]] worked in [PYEAR], but did not receive earnings from it?

GO TO G16

G13. (CATI) [CYNAMF] [CYNAML]: [CYAQRTH], [CYFUHU], Age [AGEIWDATE] [(Respondent)]

How much did [you / [REFERENCE PERSON] / [SPOUSE-PARTNER]] earn altogether from wages or salaries in [PYEAR], that is, before anything was deducted for taxes or other things? [G9A=YES & G10=UNINCORPORATED: Do not include income from an unincorporated business we talked about earlier.]

(WEB) How much did [you / [REFERENCE PERSON] / [SPOUSE-PARTNER]] earn altogether from wages or salaries in [PYEAR], that is, before anything was deducted for taxes or other things? [G9A=YES & G10=UNINCORPORATED: Please do not include income from an unincorporated business you reported earlier.]

\$.00

CHECK: Please enter a number from 1 to 9999997.

G14. (CATI) [CYNAMF] [CYNAML]: [CYAQRTH], [CYFUHU], Age [AGEIWDATE] [(Respondent)]

In addition to this, did [you / [REFERENCE PERSON] / [SPOUSE-PARTNER]] have any income from bonuses, overtime, tips, or commissions in [PYEAR]?

→ GO TO G16AA → GO TO G17F

(WEB) In addition to this, did [you / [REFERENCE PERSON] / [SPOUSE-PARTNER]] have any income from bonuses, overtime, tips, or commissions in [PYEAR]?

→ GO TO G16AA → GO TO G17F

G16. (CATI) [CYNAMF] [CYNAML]: [CYAQRTH], [CYFUHU], Age [AGEIWDAT] [(Respondent)]

Did [you / [REFERENCE PERSON] / [SPOUSE-PARTNER]] have any income from bonuses, overtime, tips, or commissions in [PYEAR]?

 1. Yes

 5. No

→ GO TO G18A

GO TO G16AA

(WEB) Did [you / [REFERENCE PERSON] / [SPOUSE-PARTNER]] have any income from bonuses, overtime, tips, or commissions in [PYEAR]?

 1. Yes

 5. No

→ GO TO G18A

GO TO G16AA

G16AA. (CATI) [CYNAMF] [CYNAML]: [CYAQRTH], [CYFUHU], Age [AGEIWDAT] [(Respondent)]

Altogether in ^PYEAR, how much did [you / [REFERENCE PERSON] / [SPOUSE-PARTNER]] earn from bonuses, overtime, tips, or commissions? Please do not include any income from bonuses, overtime, tips, or commissions that [you / he / she] may have reported earlier.

 \$ 1 – 9,999,997

(WEB) Altogether in ^PYEAR, how much did [you / [REFERENCE PERSON] / [SPOUSE-PARTNER]] earn from bonuses, overtime, tips, or commissions? Please do not include any income from bonuses, overtime, tips, or commissions that [you / he / she] may have reported earlier.

 \$ 1 – 9,999,997 .00

CHECK: Please enter a number from 1 to 9999997

G17F. (CATI) [CYNAMF] [CYNAML]: [CYAQRTH], [CYFUHU], Age [AGEIWDAT] [(Respondent)]

Reported Incomes: [Wages/salaries, bonus, overtime, tips, commissions, other job-related income]

Did you tell me earlier about all the jobs that go with (this / these) income(s)? (Including the jobs we already talked about.)

- [ANY JOB BCWTRP1YEAR=1: If needed, PROBE: Let me remind you of the jobs reported for [PYEAR] (READ LIST):

[List of PYEAR Employers from Section BC]]

 1. Yes, R reported all jobs that produced this income

→ GO TO G18A

 5. No, R did not report all jobs that produced this income

 DK/RF

→ GO TO G18A

GO TO G17J1

(WEB) [ANY JOB BCWTRP1YEAR=1: [PYEAR] employers/jobs reported earlier:

[List of PYEAR Employers from Section BC]]

Have you already reported about all the jobs that go with [G16A=1 selection: this income / G16A >1 selection: these incomes / G16A=NA: the income you reported], including jobs already reported for [PYEAR]?

 1. Yes

→ GO TO G18A

 5. No

 NA

→ GO TO G18A

GO TO G17J1

G17J1. (CATI) [CYNAMF] [CYNAML]: [CYAQRTH], [CYFUHU], Age [AGEIWDAT] [(Respondent)]

Then I would like to ask you some questions now about the work [you / [REFERENCE PERSON] / [SPOUSE-PARTNER]] did for this income in [PYEAR]. Did [you / he / she] work for the government or a private company?

- If R says Government, PROBE: Is that the federal, state, or local government?

1. Federal government	2. State government	3. Local government
4. Private non-government	5. Self-employed	
7. Other-specify (G17J1SPEC. Specify (String 100))		

(WEB) The following questions are about the additional work [you / [REFERENCE PERSON] / [SPOUSE-PARTNER]] did for this income in [PYEAR] that you have not already reported. Did [you / he / she] work for ...?

1. The federal government	2. A state government	3. A local government
4. A private company	5. [Yourself / Himself / Herself] (self-employed)	
7. Other - Please specify: (G17J1SPEC)		

G17J2. (CATI) [CYNAMF] [CYNAML]: [CYAQRTH], [CYFUHU], Age [AGEIWDAT] [(Respondent)]

What was the name of that employer?

- IF necessary: This information will help us to process employment information you gave us. The name itself will never be released as part of data from the study.
- IWER: IF no employer name is given by R, ask for job title or anything that can help identify the job.

String 25

(WEB) What was the name of that employer?

If you prefer not to enter the employer's name, please enter a nickname or anything that will identify this employer business to you.

The information we collect is confidential, and that includes maintaining confidentiality in collecting information about employers.

String 25

G17J3. (CATI) [CYNAMF] [CYNAML]: [CYAQRTH], [CYFUHU], Age [AGEIWDAT] [(Respondent)]

What sort of work did [you / he / she] do?

- DO NOT PROBE

String 500

(WEB) What sort of work did [you / he / she] do?

String 500

G17J3B. (CATI) [CYNAMF] [CYNAML]: [CYAQRTH], [CYFUHU], Age [AGEIWDAT] [(Respondent)]

What kind of business or industry was that in?

- DO NOT PROBE

String 500

(WEB) What kind of business or industry was that in?

String 500

G17J3C. (CATI) [CYNAMF] [CYNAML]: [CYAQRTH], [CYFUHU], Age [AGEIWDAT] [(Respondent)]
 What was the official title of [your / [REFERENCE PERSON]'s / SPOUSE-PARTNER]]'s job? (The title that [your / his / her] employer used.)

- DO NOT PROBE

String 200

(WEB) What was the official title of [your / [REFERENCE PERSON]'s / [SPOUSE-PARTNER]'s] job, that is, the title that [your / his / her] employer used.

String 200

G17J4. (CATI) [CYNAMF] [CYNAML]: [CYAQRTH], [CYFUHU], Age [AGEIWDAT] [(Respondent)]
 And, how many weeks did [you / he / she] work at this in [PYEAR]?

1 – 52

(WEB) How many weeks did [you / he / she] work at this job in [PYEAR]?

1 – 52 Number of weeks

CHECK: Please enter a number from 1 to 52.

G17J5. (CATI) [CYNAMF] [CYNAML]: [CYAQRTH], [CYFUHU], Age [AGEIWDAT] [(Respondent)]
 On average, how many hours a week did [you / he / she] work in [PYEAR]?

- ROUND DOWN for fractions less than ½ (0.5)
- ROUND UP for fractions ½ (0.5) or more

1 – 168

(WEB) On average, how many hours a week did [you / he / she] work in [PYEAR]?

1 – 168 Number of hours per week

CHECK: Please enter a number from 1 to 168.

G17J6MO, G17J6YR. (CATI) [CYNAMF] [CYNAML]: [CYAQRTH], [CYFUHU], Age [AGEIWDAT] [(Respondent)]

In what month and year did [you / he / she] start this work?

- SELECT Month and [Enter] to go to next screen for year
- IF NECESSARY: What would be your best estimate?

Select ▾	1. January	5. May	9. September	21. Winter (Dec-Feb)
	2. February	6. June	10. October	22. Spring (Mar-May)
	3. March	7. July	11. November	23. Summer (Jun-Aug)
	4. April	8. August	12. December	24. Fall (Sep-Nov)

The month entered is: [G17J6MO]

- ENTER the year below

1901 – [PYEAR] 0 9997. Before [PYEAR] but don't know exact year (SP_0A)

(WEB) In what month and year did [you / he / she] start this work?

If you do not know the month, please select the season.

Select ▾	Month or	1. January	7. July	21. Winter (Dec-Feb)
	Season	2. February	8. August	22. Spring (Mar-May)
		3. March	9. September	23. Summer (Jun-Aug)
		4. April	10. October	24. Fall (Sep-Nov)
		5. May	11. November	
		6. June	12. December	

1901 – [PYEAR] Year

0 9997. Before [P2YEAR] but don't know exact year (SP_0A)

CHECK: Please enter a date before today.

CHECK: Please enter a year earlier than [CYEAR].

G17J7. (CATI) [CYNAMF] [CYNAML]: [CYAQRTH], [CYFUHU], Age [AGEIWDAT] [(Respondent)]

In which months during [PYEAR] [were you / was he / was she] working at it?

- ENTER all that apply
- PROBE: Any others?

Select All	Clear All				
1. January	2. February	3. March	4. April	5. May	6. June
7. July	8. August	9. September	10. October	11. November	12. December

(WEB) In which months during [PYEAR] [were you / was he / was she] working at it?

Please select all that apply.

Select All	Clear All				
1. January	2. February	3. March	4. April	5. May	6. June
7. July	8. August	9. September	10. October	11. November	12. December

G17J8. (CATI) [CYNAMF] [CYNAML]: [CYAQRTH], [CYFUHU], Age [AGEIWDAT] [(Respondent)]

[Have you / Has he / Has she] stopped this work?

1. Yes	5. No	→ GO TO G18A
--------	-------	--------------

GO TO G17J9MO

(WEB) [Have you / Has he / Has she] stopped this work?

1. Yes	5. No	→ GO TO G18A
--------	-------	--------------

GO TO G17J9MO

G17J9MO, G17J9YR. (CATI) [CYNAMF] [CYNAML]: [CYAQRTH], [CYFUHU], Age [AGEIWDAT] [(Respondent)]

In what month and year was that?

- SELECT Month and [Enter] to go to next screen for year
- IF NECESSARY: What would be your best estimate?

Select ▾	1. January	5. May	9. September	21. Winter (Dec-Feb)
	2. February	6. June	10. October	22. Spring (Mar-May)
	3. March	7. July	11. November	23. Summer (Jun-Aug)
	4. April	8. August	12. December	24. Fall (Sep-Nov)

The month entered is: [G17J9MO]

- ENTER the year below

[PYEAR] – [CYEAR]	o 9996. [PYEAR]-[CYEAR], DK which year (SP_0B)
-------------------	--

(WEB) In what month and year was that?

If you do not know the month, please select the season.

Select ▾	Month or	1. January	7. July	21. Winter (Dec-Feb)
	Season	2. February	8. August	22. Spring (Mar-May)
		3. March	9. September	23. Summer (Jun-Aug)
		4. April	10. October	24. Fall (Sep-Nov)
		5. May	11. November	
		6. June	12. December	

[PYEAR] – [CYEAR]	Year
-------------------	------

o 9996. [PYEAR]-[CYEAR] but don't know which year (SP_0B)

CHECK: Please enter a year from [PYEAR] to [CYEAR].

CHECK: Please enter a date after your start date ([G17J6MO], [G17J6YR]).

CHECK: Please enter a date before today.

G17J10. (CATI) [CYNAMF] [CYNAML]: [CYAQRTH], [CYFUHU], Age [AGEIWDAT] [(Respondent)]
What happened - did [your / his / her] employer close or go out of business, did [you / he / she] quit, or what?

String 500

(WEB) What happened - did [your / his / her] employer close or go out of business, did [you / he / she] quit, or something else?

String 500

Professional Practice or Trade

G18A. (CATI) [CYNAMF] [CYNAML]: [CYAQRTH], [CYFUHU], Age [AGEIWDAT] [(Respondent)]

I'm going to read you a list of other sources of income [you / [REFERENCE PERSON] / [SPOUSE-PARTNER]] might have had. Did [you / [REFERENCE PERSON] / [SPOUSE-PARTNER]] receive any other income in [PYEAR] from professional practice or trade?

1. Yes

5. No

→ GO TO G18GIGA

GO TO G19A

(WEB) The following questions are about any other sources of income [you / [REFERENCE PERSON] / [SPOUSE-PARTNER]] might have had. Did [you / [REFERENCE PERSON] / [SPOUSE-PARTNER]] receive any other income in [PYEAR] from professional practice or trade?

1. Yes

5. No

→ GO TO G18GIGA

GO TO G19A

G19A, G19APER. (CATI) [CYNAMF] [CYNAML]: [CYAQRTH], [CYFUHU], Age [AGEIWDAT] [(Respondent)]

How much was it (in [PYEAR])?

- ENTER amount here, then SELECT unit of time on next screen (Day, Week, Two weeks, Month, Year)

\$ 1 – 9,999,997

DK/RF

→ GO TO G20A



The amount entered is: [G19A] per ____

- SELECT the unit of time below

2. Day

3. Week

4. Two weeks

5. Month

6. Year

7. Other-specify (G19APERSPEC. Specify. (String 100))

(WEB) How much was it in [PYEAR]?

\$ 1 – 9,999,997

.00 per

2. Day

3. Week

4. Two weeks

5. Month

6. Year

CHECK: Please enter a number from 1 to 9999997.

7. Other - Please specify: (G19APERSPEC)

SIGNAL: Please select a unit of time.

G20A. (CATI) [CYNAMF] [CYNAML]: [CYAQRTH], [CYFUHU], Age [AGEIWDAT] [(Respondent)]

During which months of [PYEAR] did [you / he / she] get this income?

- ENTER all that apply
- PROBE: Any others?

Select All	Clear All				
1. January	2. February	3. March	4. April	5. May	6. June
7. July	8. August	9. September	10. October	11. November	12. December

(WEB) During which months of [PYEAR] did [you / he / she] get this income?

Please select all that apply.

Select All	Clear All				
1. January	2. February	3. March	4. April	5. May	6. June
7. July	8. August	9. September	10. October	11. November	12. December

G21ACKPT. (CATI) [CYNAMF] [CYNAML]: [CYAQRTH], [CYFUHU], Age [AGEIWDAT] [(Respondent)]

Reported Incomes: Professional Practice or Trade

Did you tell me earlier about all the jobs that go with this income? (Including the jobs we already talked about.)

- [ANY JOB BCWTRP1YEAR=1: If needed, PROBE: Let me remind you of the jobs you reported for [PYEAR] (READ LIST):

[List of PYEAR Employers from Section BC]

1. Yes, R reported all jobs that produced this income	→ GO TO G18GIGA	5. No, R did not report all jobs that produced this income	DK/RF → GO TO G18GIGA
---	-----------------	--	-----------------------

GO TO G18AJ1

(WEB) [ANY JOB BCWTRP1YEAR=1: [PYEAR] employers/jobs reported earlier:

[List of PYEAR Employers from Section BC]

Have you already reported about all the jobs that go with this income, including jobs already reported for [PYEAR]?

1. Yes	→ GO TO G18GIGA	5. No	NA	→ GO TO G18GIGA
--------	-----------------	-------	----	-----------------

GO TO G18AJ1

G18AJ1. (CATI) [CYNAMF] [CYNAML]: [CYAQRTH], [CYFUHU], Age [AGEIWDAT] [(Respondent)]

Then I would like to ask you some questions now about the work [you / he / she] did for this income in [PYEAR]. Did [you / he / she] work for the government or a private company?

- If R says Government, PROBE: Is that the federal, state, or local government?

1. Federal government	2. State government	3. Local government
4. Private non-government	5. Self-employed	
7. Other-specify (G18AJ1SPEC. Specify (String 100))		

(WEB) The following questions are about the additional work [you / he / she] did for this income in [PYEAR] that you have not already reported. Did [you / he / she] work for ...?

1. The federal government	2. A state government	3. A local government
4. A private company	5. [Yourself / Himself / Herself] (self-employed)	
7. Other - Please specify: (G18AJ1SPEC)		

G18AJ2. (CATI) [CYNAMF] [CYNAML]: [CYAQRTH], [CYFUHU], Age [AGEIWDAT] [(Respondent)]

What was the name of that employer?

- IF NECESSARY: This information will help us to process employment information you gave us. The name itself will never be released as part of data from the study.
- IWER: IF no employer name is given by R, ask for job title or anything that can help identify the job.

String 25

(WEB) What was the name of that employer?

If you prefer not to enter the employer's name, please enter a nickname or anything that will identify this employer to you.

The information we collect is confidential, and that includes maintaining confidentiality in collecting information about employers.

String 25

G18AJ3. (CATI) [CYNAMF] [CYNAML]: [CYAQRTH], [CYFUHU], Age [AGEIWDAT] [(Respondent)]

What sort of work did [you / he / she] do?

- DO NOT PROBE

String 500

(WEB) What sort of work did [you / he / she] do?

String 500

G18AJ3B. (CATI) [CYNAMF] [CYNAML]: [CYAQRTH], [CYFUHU], Age [AGEIWDAT] [(Respondent)]

What kind of business or industry was that in?

- DO NOT PROBE

String 500

(WEB) What kind of business or industry was that in?

String 500

G18AJ3C. (CATI) [CYNAMF] [CYNAML]: [CYAQRTH], [CYFUHU], Age [AGEIWDAT] [(Respondent)]

What was the official title of [your / [REFERENCE PERSON]'s / [SPOUSE-PARTNER]'s] job? (The title that [your / his / her] employer used.)

- DO NOT PROBE

String 200

(WEB) What was the official title of [your / [REFERENCE PERSON]'s / [SPOUSE-PARTNER]]'s] job, that is, the title that [your / his / her] employer used?

String 200

G18AJ4. (CATI) [CYNAMF] [CYNAML]: [CYAQRTH], [CYFUHU], Age [AGEIWDAT] [(Respondent)]

And, how many weeks did [you / he / she] work at this in [PYEAR]?

1 – 52

(WEB) How many weeks did [you / he / she] work at this in [PYEAR]?

1 – 52 Number of weeks

CHECK: Please enter a number from 1 to 52.

G18AJ5. (CATI) [CYNAMF] [CYNAML]: [CYAQRTH], [CYFUHU], Age [AGEIWDAT] [(Respondent)]

On average, how many hours a week did [you / he / she] work in [PYEAR]?

- ROUND DOWN for fractions less than ½ (0.5)
- ROUND UP for fractions ½ (0.5) or more

1 – 168

(WEB) On average, how many hours a week did [you / he / she] work in [PYEAR]?

1 – 168 Number of hours per week

CHECK: Please enter a number from 1 to 168.

G18AJ6MO, G18AJ6YR. (CATI) [CYNAMF] [CYNAML]: [CYAQRTH], [CYFUHU], Age [AGEIWDAT] [(Respondent)]

In what month and year did [you / he / she] start this work?

- SELECT Month and [Enter] to go to next screen for year
- IF NECESSARY: What would be your best estimate?

Select ▾	1. January	5. May	9. September	21. Winter (Dec-Feb)
	2. February	6. June	10. October	22. Spring (Mar-May)
	3. March	7. July	11. November	23. Summer (Jun-Aug)
	4. April	8. August	12. December	24. Fall (Sep-Nov)

The month entered is: [G18AJ6MO]

- ENTER the year below

1901 – [PYEAR] 9997. Before [PYEAR] but don't know exact year (SP_0A)

(WEB) In what month and year did [you / he / she] start this work?

If you do not know the month, please select the season.

Select ▾	Month or	1. January	7. July	21. Winter (Dec-Feb)
	Season	2. February	8. August	22. Spring (Mar-May)
		3. March	9. September	23. Summer (Jun-Aug)
		4. April	10. October	24. Fall (Sep-Nov)
		5. May	11. November	
		6. June	12. December	

1901 – [PYEAR] Year

9997. Before [P2YEAR] but don't know exact year (SP_0A)

CHECK: Please enter a date before today.

CHECK: Please enter a year earlier than [CYEAR].

G18AJ7. (CATI) [CYNAMF] [CYNAML]: [CYAQRTH], [CYFUHU], Age [AGEIWDAT] [(Respondent)]

In which months during [PYEAR] [were you / was he / was she] working at it?

- ENTER all that apply
- PROBE: Any others?

Select All	Clear All				
1. January	2. February	3. March	4. April	5. May	6. June
7. July	8. August	9. September	10. October	11. November	12. December

(WEB) In which months during [PYEAR] [were you / was he / was she] working at it?

Please select all that apply.

Select All	Clear All				
1. January	2. February	3. March	4. April	5. May	6. June
7. July	8. August	9. September	10. October	11. November	12. December

G18AJ8. (CATI) [CYNAMF] [CYNAML]: [CYAQRTH], [CYFUHU], Age [AGEIWDAT] [(Respondent)]

[Have you / Has he / Has she] stopped this work?

→ GO TO G18GIGA

GO TO 18AJ9MO

(WEB) [Have you / Has he / Has she] stopped this work?

→ GO TO G18GIGA

GO TO 18AJ9MO

G18AJ9MO, G18AJ9YR. (CATI) [CYNAMF] [CYNAML]: [CYAQRTH], [CYFUHU], Age [AGEIWDAT] [(Respondent)]

In what month and year was that?

- SELECT Month and [Enter] to go to next screen for year
- IF NECESSARY: What would be your best estimate?

<input type="text" value="Select ▾"/>	1. January	5. May	9. September	21. Winter (Dec-Feb)
	2. February	6. June	10. October	22. Spring (Mar-May)
	3. March	7. July	11. November	23. Summer (Jun-Aug)
	4. April	8. August	12. December	24. Fall (Sep-Nov)

The month entered is: [G18AJ9MO]

- ENTER the year below

(WEB) In what month and year was that?

If you do not know the month, please select the season.

<input type="text" value="Select ▾"/>	Month	1. January	5. May	9. September	21. Winter (Dec-Feb)
	or	2. February	6. June	10. October	22. Spring (Mar-May)
	Season	3. March	7. July	11. November	23. Summer (Jun-Aug)
		4. April	8. August	12. December	24. Fall (Sep-Nov)

Year

CHECK: Please enter a year from [PYEAR] to [CYEAR].

CHECK: Please enter a date after your start date ([G18J6MO], [G18J6YR]).

CHECK: Please enter a date before today.

G18AJ10. (CATI) [CYNAMF] [CYNAML]: [CYAQRTH], [CYFUHU], Age [AGEIWDAT] [(Respondent)]

What happened – did it go out of business, did [you / he / she] quit, or what?

(WEB) What happened - did it go out of business, did [you / he / she] quit, or something else?

Gig Work

G18GIGA. (CATI) [CYNAMF] [CYNAML]: [CYAQRTH], [CYFUHU], Age [AGEIWDAT] [(Respondent)]

Some people find short tasks or jobs through companies that connect them directly with customers using a website, mobile app or online platform. This is sometimes called "gig work." Does this describe any of the work [you / [REFERENCE PERSON] / [SPOUSE-PARTNER]] did in [PYEAR]?

1. Yes 5. No → GO TO G22CKPT



(WEB) Some people find short tasks or jobs through companies that connect them directly with customers using a website, mobile app or online platform. This is sometimes called "gig work." Does this describe any of the work [you / [REFERENCE PERSON] / [SPOUSE-PARTNER]] did in [PYEAR]?

1. Yes 5. No → GO TO G22CKPT



G18GIGC. (CATI) [CYNAMF] [CYNAML]: [CYAQRTH], [CYFUHU], Age [AGEIWDAT] [(Respondent)]

What type of work was this?

- READ LIST
- ENTER all that apply

- | |
|---|
| 1. Drive for a ride sharing service, like Uber or Lyft? |
| 2. Deliver purchases using a platform or app, like InstaCart? |
| 3. Provide services for other people using a platform or app, like TaskRabbit? |
| 4. Provide online services using a platform or app, like Mechanical Turk or Upwork? |
| 7. Anything else? Specify (DO NOT READ) (G18GIGCSPEC. Specify. (String 100)) |

(WEB) What type of work was this?

Please select all that apply.

- | |
|--|
| 1. Drive for a ride sharing service, like Uber or Lyft |
| 2. Deliver purchases using a platform or app, like InstaCart |
| 3. Provide services for other people using a platform or app, like TaskRabbit |
| 4. Provide online services using a platform or app, like Mechanical Turk or Upwork |
| 7. Other - Please specify: (G18GIGCSPEC) |

G18GIGC1. (CATI) [CYNAMF] [CYNAML]: [CYAQRTH], [CYFUHU], Age [AGEIWDAT] [(Respondent)]

What [1 selection: was / >1 selection: were] the [1 selection: name / >1 selection: names] of the website, mobile app, or online platform that you used for this work?

Open End

(WEB) What [1 selection: was / >1 selection: were] the [1 selection: name / >1 selection: names] of the website, mobile app, or online platform that you used for this work?

Open End

G18GIGB. (CATI) Have you already told me about this work? (Including the jobs we already talked about.)

- [ANY JOB BCWTRP1YEAR=1: If needed, PROBE: Let me remind you of the jobs you reported for [PYEAR] (READ LIST):
[List of PYEAR Employers from Section BC]]

1. Yes, R reported this work	→ GO TO G22CKPT	5. No, R did not report this work	DK/RF
		GO TO G18GIGD	GO TO G22CKPT

(WEB) [ANY JOB BCWTRP1YEAR=1: [PYEAR] employers/jobs reported earlier:
[List of PYEAR Employers from Section BC]]

Have you already reported this work, including jobs already reported for [PYEAR]?

1. Yes	→ GO TO G22CKPT	5. No	NA
		GO TO G18GIGD	GO TO G22CKPT

G18GIGD, G18GIGDPER. (CATI) [CYNAMF] [CYNAML]: [CYAQRTH], [CYFUHU], Age [AGEIWDAT] [(Respondent)]

Then I would like to ask you some questions now about the work [you / he / she] did for this income in [PYEAR]. How much did [you / he / she] earn from this work (in [PYEAR])?

- ENTER amount here, then SELECT unit of time on next screen (Hour, Day, Week, Two weeks, Month, Year)

\$ 1 – 9,999,997 DK/RF → GO TO G18GIGE



The amount entered is: [G18GIGD] per ____

- SELECT the unit of time below

1. Hour	2. Day	3. Week	4. Two weeks	5. Month	6. Year
7. Other-specify (G18GIGDPERSPEC. Specify. (String 100))					

(WEB) The following questions are about the additional work [you / he / she] did for this income in [PYEAR] that you have not already reported. How much did [you / he / she] earn from this work in [PYEAR]?

\$ 1 – 9,999,997 .00 per 1. Hour 2. Day 3. Week 4. Two weeks 5. Month 6. Year

CHECK: Please enter a number from 1 to 9999997. 7. Other - Please specify: (G18GIGDPERSPEC)

SIGNAL: Please select a unit of time.

G18GIGE. (CATI) [CYNAMF] [CYNAML]: [CYAQRTH], [CYFUHU], Age [AGEIWDAT] [(Respondent)]

During which months of [PYEAR] did [you / he / she] get this income?

- ENTER all that apply
- PROBE: Any others?

Select All	Clear All						
1. January	2. February	3. March	4. April	5. May	6. June		
7. July	8. August	9. September	10. October	11. November	12. December		

(WEB) During which months of [PYEAR] did [you / he / she] get this income?
Please select all that apply.

Select All	Clear All						
1. January	2. February	3. March	4. April	5. May	6. June		
7. July	8. August	9. September	10. October	11. November	12. December		

G18GIGJ1. (CATI) [CYNAMF] [CYNAML]: [CYAQRTH], [CYFUHU], Age [AGEIWDAT] [(Respondent)]

Did [you / he / she] work for a private company or were [you / he / she] self-employed?

4. Private non-government 5. Self-employed

7. Other-specify (G18GIGJ1SPEC. Specify (String 100))

(WEB) Did [you / he / she] work for ...?

4. A private company 5. [Yourself / Himself / Herself] (self-employed)

7. Other - Please specify: (G18GIGJ1SPEC)

G18GIGJ2. (CATI) [CYNAMF] [CYNAML]: [CYAQRTH], [CYFUHU], Age [AGEIWDAT] [(Respondent)]

What was the name of that employer?

- IF NECESSARY: This information will help us to process employment information you gave us. The name itself will never be released as part of data from the study.
- IWER: IF no employer name is given by R, ask for job title or anything that can help identify the job.

String 25

(WEB) What was the name of that employer?

If you prefer not to enter the employer's name, please enter a nickname or anything that will identify this employer to you.

The information we collect is confidential, and that includes maintaining confidentiality in collecting information about employers.

String 25

G18GIGJ3. (CATI) [CYNAMF] [CYNAML]: [CYAQRTH], [CYFUHU], Age [AGEIWDAT] [(Respondent)]

What sort of work did [you / he / she] do?

- DO NOT PROBE

String 500

(WEB) What sort of work did [you / he / she] do?

String 500

G18GIGJ3B. (CATI) [CYNAMF] [CYNAML]: [CYAQRTH], [CYFUHU], Age [AGEIWDAT] [(Respondent)]

What kind of business or industry was that in?

- DO NOT PROBE

String 500

(WEB) What kind of business or industry was that in?

String 500

G18GIGJ4. (CATI) [CYNAMF] [CYNAML]: [CYAQRTH], [CYFUHU], Age [AGEIWDAT] [(Respondent)]

And, how many weeks did [you / he / she] work at this job in [PYEAR]?

1 – 52

(WEB) How many weeks did [you / he / she] work at this job in [PYEAR]?

1 – 52 Number of weeks

CHECK: Please enter a number from 1 to 52.

G18GIGJ5. (CATI) [CYNAMEF] [CYNAML]: [CYAQRTH], [CYFUHU], Age [AGEIWDAT] [(Respondent)]

On average, how many hours a week did [you / he / she] work in [PYEAR]?

- ROUND DOWN for fractions less than ½ (0.5)
- ROUND UP for fractions ½ (0.5) or more

1 – 168

(WEB) On average, how many hours a week did [you / he / she] work in [PYEAR]?

1 – 168 Number of hours per week

CHECK: Please enter a number from 1 to 168.

G18GIGJ6MO, G18GIGJ6YR. (CATI) [CYNAMEF] [CYNAML]: [CYAQRTH], [CYFUHU], Age [AGEIWDAT] [(Respondent)]

In what month and year did [you / he / she] start this work?

- SELECT Month and [Enter] to go to next screen for year
- IF NECESSARY: What would be your best estimate?

Select ▾	1. January	5. May	9. September	21. Winter (Dec-Feb)
	2. February	6. June	10. October	22. Spring (Mar-May)
	3. March	7. July	11. November	23. Summer (Jun-Aug)
	4. April	8. August	12. December	24. Fall (Sep-Nov)

The month entered is: [G18GIGJ6MO]

- ENTER the year below

1901 – [PYEAR] ☐ 9997. Before [PYEAR] but don't know exact year (SP_0A)

(WEB) In what month and year did [you / he / she] start this work?

If you do not know the month, please select the season.

Select ▾	Month or	1. January	7. July	21. Winter (Dec-Feb)
	Season	2. February	8. August	22. Spring (Mar-May)
		3. March	9. September	23. Summer (Jun-Aug)
		4. April	10. October	24. Fall (Sep-Nov)
		5. May	11. November	
		6. June	12. December	

1901 – [PYEAR] Year

☐ 9997. Before [PYEAR] but don't know exact year (SP_0A)

CHECK: Please enter a date before today.

CHECK: Please enter a year earlier than [CYEAR].

G18GIGJ7. (CATI) [CYNAMEF] [CYNAML]: [CYAQRTH], [CYFUHU], Age [AGEIWDAT] [(Respondent)]

In which months during [PYEAR] [were you / was he / was she] working at it?

- ENTER all that apply
- PROBE: Any others?

Select All	Clear All				
1. January	2. February	3. March	4. April	5. May	6. June
7. July	8. August	9. September	10. October	11. November	12. December

(WEB) In which months during [PYEAR] [were you / was he / was she] working at it?

Please select all that apply.

Select All	Clear All				
1. January	2. February	3. March	4. April	5. May	6. June
7. July	8. August	9. September	10. October	11. November	12. December

G18GIGJ8. (CATI) [CYNAMEF] [CYNAML]: [CYAQRTH], [CYFUHU], Age [AGEIWDAT] [(Respondent)]

[Have you / Has he / Has she] stopped this work?

→ GO TO G22CKPT

GO TO

G18GIGJ9MO

(WEB) [Have you / Has he / Has she] stopped this work?

→ GO TO G22CKPT

GO TO

G18GIGJ9MO

G18GIGJ9MO, G18GIGJ9YR. (CATI) [CYNAMEF] [CYNAML]: [CYAQRTH], [CYFUHU], Age

[AGEIWDAT] [(Respondent)]

In what month and year was that?

- SELECT Month and [Enter] to go to next screen for year
- IF NECESSARY: What would be your best estimate?

<input type="text" value="Select ▾"/>	1. January	5. May	9. September	21. Winter (Dec-Feb)
	2. February	6. June	10. October	22. Spring (Mar-May)
	3. March	7. July	11. November	23. Summer (Jun-Aug)
	4. April	8. August	12. December	24. Fall (Sep-Nov)

The month entered is: [G18GIGJ9MO]

- ENTER the year below

(WEB) In what month and year was that?

If you do not know the month, please select the season.

<input type="text" value="Select ▾"/>	Month	1. January	5. May	9. September	21. Winter (Dec-Feb)
	or	2. February	6. June	10. October	22. Spring (Mar-May)
	Season	3. March	7. July	11. November	23. Summer (Jun-Aug)
		4. April	8. August	12. December	24. Fall (Sep-Nov)

Year

CHECK: Please enter a year from [PYEAR] to [CYEAR].

CHECK: Please enter a date after your start date ([G18GIGJ6MO], [G18GIGJ6YR]).

CHECK: Please enter a date before today.

G18GIGJ10. (CATI) [CYNAMEF] [CYNAML]: [CYAQRTH], [CYFUHU], Age [AGEIWDAT] [(Respondent)]

What happened – did it go out of business, did [you / he / she] quit, or what?

(WEB) What happened - did it go out of business, did [you / he / she] quit, or something else?

Other Earnings

G22CKPT. CAI Checkpoint: Number of PYEAR Jobs Reported

1. More Than One Job in [PYEAR]	5. All Others → GO TO G25A
↓	

G23. (CATI) [CYNAMF] [CYNAML]: [CYAQRTH], [CYFUHU], Age [AGEIWDAT] [(Respondent)]

Did you include [your / [REFERENCE PERSON]'s / [SPOUSE-PARTNER]'s] earnings from all of [your / his / her] jobs in [PYEAR] in the amounts we just talked about?

1. Yes → GO TO G25A 5. No

GO TO G24

(WEB) Did you include [your / [REFERENCE PERSON]'s / [SPOUSE-PARTNER]'s] earnings from ALL of [your / his / her] jobs in [PYEAR] in the amounts you just reported?

1. Yes → GO TO G25A 5. No

GO TO G24

G24. (CATI) [CYNAMF] [CYNAML]: [CYAQRTH], [CYFUHU], Age [AGEIWDAT] [(Respondent)]

How much did [you / [REFERENCE PERSON] / [SPOUSE-PARTNER]] earn from (that job/those other jobs) in [PYEAR]?

\$ 1 – 9,999,997

(WEB) How much did [you / [REFERENCE PERSON] / [SPOUSE-PARTNER]] earn from any other jobs in [PYEAR]?

\$ 1 – 9,999,997 .00

CHECK: Please enter a number from 1 to 9999997.

Rent

G25A. (CATI) [CYNAMF] [CYNAML]: [CYAQRTH], [CYFUHU], Age [AGEIWDAT] [(Respondent)]

Did [you / [REFERENCE PERSON] / [SPOUSE-PARTNER]] receive any (other) income in [PYEAR] from rent?

1. Yes 5. No → GO TO G25B

GO TO G26A

(WEB) Did [you / [REFERENCE PERSON] / [SPOUSE-PARTNER]] receive any other income in [PYEAR] from rent?

1. Yes 5. No → GO TO G25B

GO TO G26A

G26A, G26APER. (CATI) [CYNAMF] [CYNAML]: [CYAQRTH], [CYFUHU], Age [AGEIWDAT] [(Respondent)]

How much was it (in [PYEAR])?

- ENTER amount here, then SELECT unit of time on next screen (Month, Year)

\$ 1 – 999,997 DK/RF → GO TO G26A1CKPT



The amount entered is: [G26A] per ____

- SELECT the unit of time below

5. Month 6. Year

7. Other-specify (G26APERSPEC. Specify. (String 100))

(WEB) How much was it in [PYEAR]?

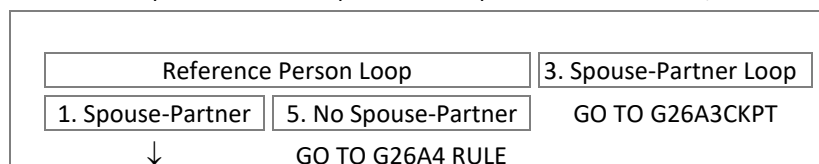
\$ 1 – 999,997 .00 per 5. Month 6. Year

CHECK: Please enter a
number from 1 to 999997.

7. Other - Please specify: (G26APERSPEC)

SIGNAL: Please select a unit of time.

G26A1CKPT. CAI Checkpoint: Which Loop; Whether Spouse-Partner in FU (CYAQRTH=201-222, CYFUHU=FU, FUMI)



G26A2. (CATI) [CYNAMF] [CYNAML]: [CYAQRTH], [CYFUHU], Age [AGEIWDAT] [(Respondent)]

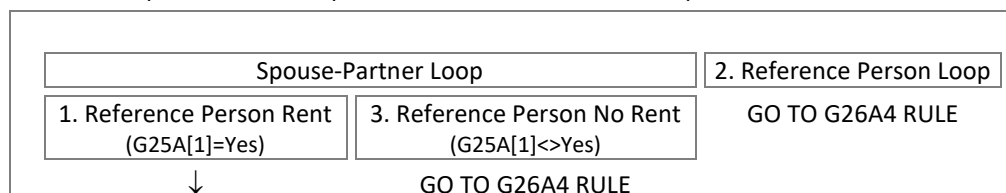
Does that include [your / [SPOUSE-PARTNER]'s] share (in [PYEAR])?

1. Yes 5. No

(WEB) Does that include [your / [SPOUSE-PARTNER]'s] share in [PYEAR]?

1. Yes 5. No

G26A3CKPT.CAI Checkpoint: Which Loop; Whether Reference Person Reported Rent



G26A3. (CATI) [CYNAMF] [CYNAML]: [CYAQRTH], [CYFUHU], Age [AGEIWDAT] [(Respondent)]

Is that in addition to the amount you reported for [[REFERENCE PERSON] / yourself] (in [PYEAR])?

1. Yes 5. No

(WEB) Is that in addition to the amount you reported for [[REFERENCE PERSON] / yourself] in [PYEAR]?

1. Yes 5. No

G26A4 RULE: Whether Per Month Selected

Month Response (G26APER=5)	All Others	→ GO TO G25B
↓		

G26A4. (CATI) [CYNAMF] [CYNAML]: [CYAQRTH], [CYFUHU], Age [AGEIWDAT] [(Respondent)]

How many months of [PYEAR] did [you / [REFERENCE PERSON] / [SPOUSE-PARTNER]] receive income from rent?

1 – 12

(WEB) How many months of [PYEAR] did [you / [REFERENCE PERSON] / [SPOUSE-PARTNER]] receive income from rent?

1 – 12

Dividends

G25B. (CATI) [CYNAMF] [CYNAML]: [CYAQRTH], [CYFUHU], Age [AGEIWDAT] [(Respondent)]

(Did [you / [REFERENCE PERSON] / [SPOUSE-PARTNER]] receive any other income in [PYEAR]...)

From dividends?

1. Yes 5. No → GO TO G25C

GO TO G26B

(WEB) Did [you / [REFERENCE PERSON] / [SPOUSE-PARTNER]] receive any other income in [PYEAR] from dividends?

1. Yes 5. No → GO TO G25C

GO TO G26B

G26B, G26BPER. (CATI) [CYNAMF] [CYNAML]: [CYAQRTH], [CYFUHU], Age [AGEIWDAT] [(Respondent)]

How much was it (in [PYEAR])?

- ENTER amount here, then SELECT unit of time on next screen (Month, Year)

\$ 1 – 999,997 DK/RF → GO TO G26B1CKPT



The amount entered is: [G26B] per ____

- SELECT the unit of time below

5. Month 6. Year 7. Other-specify (G26BPERSPEC. Specify. (String 100))

(WEB) How much was it in [PYEAR]?

\$ 1 – 999,997 .00 per 5. Month 6. Year

CHECK: Please enter a number from 1 to 999997.

7. Other - Please specify: (G26BPERSPEC)

SIGNAL: Please select a unit of time.

G26B1CKPT. CAI Checkpoint: Which Loop; Whether Spouse-Partner in FU (CYAQRTH=201-222, CYFUHU=FU, FUMI)

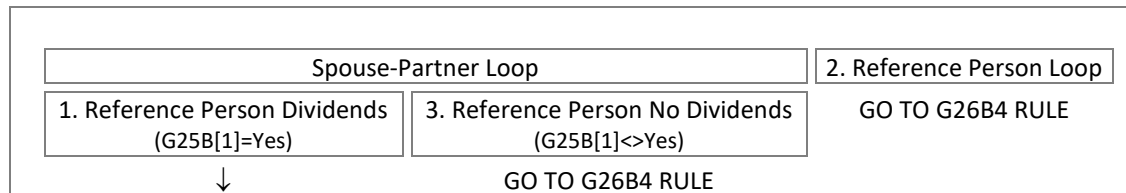
Reference Person Loop		3. Spouse-Partner Loop
1. Spouse-Partner	5. No Spouse-Partner	GO TO G26B3CKPT
↓		GO TO G26B4 RULE

G26B2. (CATI) [CYNAMEF] [CYNAML]: [CYAQRTH], [CYFUHU], Age [AGEIWDATE] [(Respondent)]

Does that include [your / [SPOUSE-PARTNER]'s] dividends (in [PYEAR])?

(WEB) Does that include [your / [SPOUSE-PARTNER]'s] dividends in [PYEAR]?

G26B3CKPT.CAI Checkpoint: Which Loop; Whether Reference Person Reported Dividends

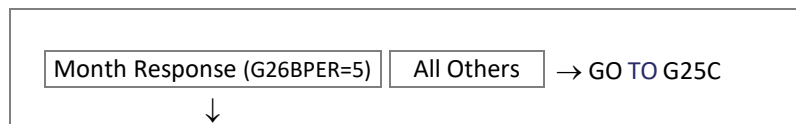


G26B3. (CATI) [CYNAMEF] [CYNAML]: [CYAQRTH], [CYFUHU], Age [AGEIWDATE] [(Respondent)]

Is that in addition to the amount you reported for [[REFERENCE PERSON] / yourself] (in [PYEAR])?

(WEB) Is that in addition to the amount you reported for [[REFERENCE PERSON] / yourself] in [PYEAR]?

G26B4 RULE: Whether Per Month Selected



G26B4. (CATI) [CYNAMEF] [CYNAML]: [CYAQRTH], [CYFUHU], Age [AGEIWDATE] [(Respondent)]

How many months of ^PYEAR did [you / [REFERENCE PERSON] / [SPOUSE-PARTNER]] receive income from dividends?

(WEB) How many months of ^PYEAR did [you / [REFERENCE PERSON] / [SPOUSE-PARTNER]] receive income from dividends?

Interest

G25C. (CATI) [CYNAMEF] [CYNAML]: [CYAQRTH], [CYFUHU], Age [AGEIWDATE] [(Respondent)]

(Did [you / [REFERENCE PERSON] / [SPOUSE-PARTNER]] earn any other income in [PYEAR]...)

From interest?

→ GO TO G25D

GO TO G26C

(WEB) Did [you / [REFERENCE PERSON] / [SPOUSE-PARTNER]] earn any other income in [PYEAR] from interest?

→ GO TO G25D

GO TO G26C

G26C, G26CPR. (CATI) [CYNAMF] [CYNAML]: [CYAQRTH], [CYFUHU], Age [AGEIWDAT] [(Respondent)]

How much was it (in [PYEAR])?

- ENTER amount here, then SELECT unit of time on next screen (Month, Year)

\$ 1 – 999,997 DK/RF → GO TO G26C1CKPT



The amount entered is: [G26C] per ____

- SELECT the unit of time below

5. Month 6. Year

7. Other-specify (G26CPERSPEC. Specify. (String 100))

(WEB) How much was it in [PYEAR]?

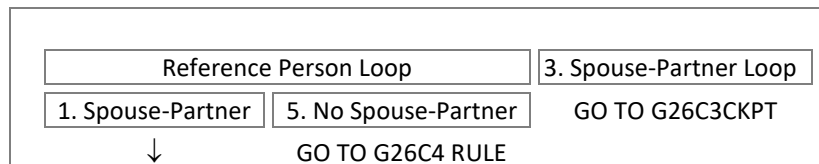
\$ 1 – 999,997 .00 per 5. Month 6. Year

CHECK: Please enter a
number from 1 to 999997.

7. Other - Please specify: (G26CPERSPEC)

SIGNAL: Please select a unit of time.

G26C1CKPT. CAI Checkpoint: Which Loop; Whether Spouse-Partner in FU (CYAQRTH=201-222, CYFUHU=FU, FUMI)



G26C2. (CATI) [CYNAMF] [CYNAML]: [CYAQRTH], [CYFUHU], Age [AGEIWDAT] [(Respondent)]

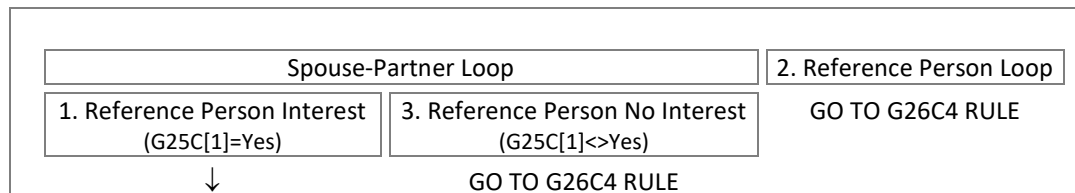
Does that include [your / [SPOUSE-PARTNER]'s] interest (in [PYEAR])?

1. Yes 5. No

(WEB) Does that include [your / [SPOUSE-PARTNER]'s] interest in [PYEAR]?

1. Yes 5. No

G26C3CKPT. CAI Checkpoint: Which Loop; Whether Reference Person Reported Interest



G26C3. (CATI) [CYNAMF] [CYNAML]: [CYAQRTH], [CYFUHU], Age [AGEIWDAT] [(Respondent)]

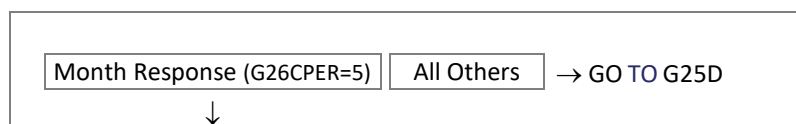
Is that in addition to the amount you reported for [[REFERENCE PERSON] / yourself] (in [PYEAR])?

1. Yes 5. No

(WEB) Is that in addition to the amount you reported for [[REFERENCE PERSON] / yourself] in [PYEAR]?

1. Yes 5. No

G26C4 RULE: Whether Per Month Selected



G26C4. (CATI) [CYNAMF] [CYNAML]: [CYAQRTH], [CYFUHU], Age [AGEIWDAT] [(Respondent)]

How many months of ^PYEAR did [you / [REFERENCE PERSON] / [SPOUSE-PARTNER]] receive income from interest?

(WEB) How many months of ^PYEAR did [you / [REFERENCE PERSON] / [SPOUSE-PARTNER]] receive income from interest?

Trust Funds and Royalties

G25D. (CATI) [CYNAMF] [CYNAML]: [CYAQRTH], [CYFUHU], Age [AGEIWDAT] [(Respondent)]

(Did [you / [REFERENCE PERSON] / [SPOUSE-PARTNER]] receive any other income in [PYEAR]...)

From trust funds and royalties?

→ GO TO G25F

GO TO G26D

(WEB) Did [you / [REFERENCE PERSON] / [SPOUSE-PARTNER]] receive any other income in [PYEAR] from trust funds and royalties?

→ GO TO G25F

GO TO G26D

G26D, G26DPER. (CATI) [CYNAMF] [CYNAML]: [CYAQRTH], [CYFUHU], Age [AGEIWDAT] [(Respondent)]

How much was it (in [PYEAR])?

- ENTER amount here, then SELECT unit of time on next screen (Month, Year)

→ GO TO G26D4



The amount entered is: [G26D] per ____

- SELECT the unit of time below

(WEB) How much was it in [PYEAR]?

\$.00 per

CHECK: Please enter a number from 1 to 999997.

SIGNAL: Please select a unit of time.

G26D4 RULE: Whether Per Month Selected

→ GO TO G25F



G26D4. (CATI) [CYNAMF] [CYNAML]: [CYAQRTH], [CYFUHU], Age [AGEIWDAT] [(Respondent)]

How many months of ^PYEAR did [you / [REFERENCE PERSON] / [SPOUSE-PARTNER]] receive income from trust funds and royalties?

(WEB) How many months of ^PYEAR did [you / [REFERENCE PERSON] / [SPOUSE-PARTNER]] receive income from trust funds and royalties?

Supplemental Security Income (SSI)

G25F. (CATI) [CYNAMF] [CYNAML]: [CYAQRTH], [CYFUHU], Age [AGEIWDAT] [(Respondent)]

(Did [you / [REFERENCE PERSON] / [SPOUSE-PARTNER]] receive any income in [PYEAR]...)

From Supplemental Security Income?

- SSI (Supplemental Security Income) is **not** Social Security, nor is it Social Security Disability Insurance (SSDI), although the Social Security Administration administers the program and a person can receive both. See F1-Help for more information.

→ GO TO G31CKPT

GO TO G25FF

(WEB) Did [you / [REFERENCE PERSON] / [SPOUSE-PARTNER]] receive any income in [PYEAR] from Supplemental Security Income (SSI)?

→ GO TO G31CKPT

GO TO G25FF

G25FF. (CATI) [CYNAMF] [CYNAML]: [CYAQRTH], [CYFUHU], Age [AGEIWDAT] [(Respondent)]

Did [you / [REFERENCE PERSON] / [SPOUSE-PARTNER]] receive it for [yourself / himself / herself], or for someone else (in [PYEAR])?

→ GO TO G26F → GO TO G26F

GO TO G25FFF

(WEB) Did [you / [REFERENCE PERSON] / [SPOUSE-PARTNER]] receive it in [PYEAR] for...?

GO TO G31CKPT

GO TO G26F

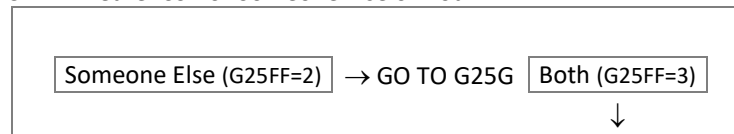
GO TO G26F

G25FFF. (CATI ONLY) [CYNAMF] [CYNAML]: [CYAQRTH], [CYFUHU], Age [AGEIWDAT] [(Respondent)]

Let's talk about the other person's Supplemental Security when we talk about their income.

- ENTER [1] to continue

G25F4 RULE: Whether SSI for Someone Else or Both



G26F, G26FPER. (CATI) [CYNAMF] [CYNAML]: [CYAQRTH], [CYFUHU], Age [AGEIWDAT] [(Respondent)]

How much was [G25FF=SELF: it / ALL OTHERS: the Supplemental Security Income [you / he / she] received for [yourself / himself / herself]] in [PYEAR]?

- ENTER amount here, then SELECT unit of time on next screen (Month, Year)

\$ 1 – 999,997 [DK/RF] → GO TO G26F4



The amount entered is: [G26F] per ____

- SELECT the unit of time below

5. Month 6. Year 7. Other-specify (G26FPERSPEC. Specify. (String 100))

(WEB) [G25FF=BOTH: We'll ask about the other person's Supplemental Security Income (SSI) later, during questions about their income.]

How much was [G25FF=SELF: it / G25FF=BOTH, NA: the Supplemental Security Income (SSI)] [you / he / she] received for [YOURSELF / HIMSELF / HERSELF] in [PYEAR]?

\$ 1 – 999,997 .00 per 5. Month 6. Year

CHECK: Please enter a number from 1 to 999997.

7. Other - Please specify: (G26FPERSPEC)

SIGNAL: Please select a unit of time.

G26F4 RULE: Whether Per Month Selected

Month Response (G26FPER=5) All Others → GO TO G31CKPT



G26F4. (CATI) [CYNAMF] [CYNAML]: [CYAQRTH], [CYFUHU], Age [AGEIWDAT] [(Respondent)]

How many months of ^PYEAR did [you / [REFERENCE PERSON] / [SPOUSE-PARTNER]] receive income from Supplemental Security Income?


1 – 12

(WEB) How many months of ^PYEAR did [you / [REFERENCE PERSON] / [SPOUSE-PARTNER]] receive income from Supplemental Security Income (SSI)?

1 – 12

Social Security

G31CKPT. CAI Checkpoint: Whether Spouse-Partner's Social Security Reported During Reference Person's Loop



G31. (CATI) [CYNAMF] [CYNAML]: [CYAQRTH], [CYFUHU], Age [AGEIWDAT] [(Respondent)]

Did [REFERENCE PERSON LOOP: [you / [REFERENCE PERSON]] [or anyone else in the family there] / SPOUSE-PARTNER LOOP: Did [you / [SPOUSE-PARTNER]] receive any income in [PYEAR] from Social Security, such as disability, retirement or survivor's benefits?

- [REFERENCE PERSON LOOP: All Social Security received by any FU member must be reported here]

→ GO TO G37A

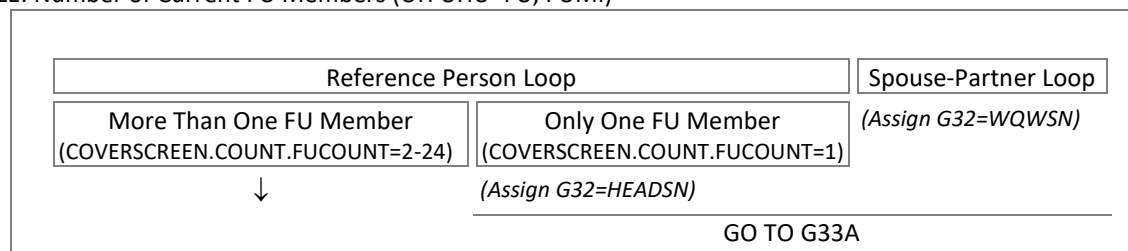
GO TO G32 RULE

(WEB) Did [REFERENCE PERSON LOOP: [you / [REFERENCE PERSON]] [or anyone else in the family there] / SPOUSE-PARTNER LOOP: Did [you / [SPOUSE-PARTNER]] receive any income in [PYEAR] from Social Security, such as disability, retirement or survivor's benefits?

→ GO TO G37A

GO TO G32 RULE

G32 RULE: Number of Current FU Members (CYFUHU=FU, FUMI)



G32. (CATI) [CYNAMF] [CYNAML]: [CYAQRTH], [CYFUHU], Age [AGEIWDAT] [(Respondent)]

Who was that (in [PYEAR])?

- ENTER all that apply
- PROBE: Any others?

1 – 24. [CYNAMF] [CYNAML], [CYAQRTH], [CYFUHU] AQSN list of RP & SP: FU, FUMI; OFUM: FU, FUMI≤PYEAR, MO≥PYEAR, DECD≥PYEAR

GO TO G33A

GO TO G37A

(WEB) Who in your family living there was that in [PYEAR]?

Please select all that apply.

1 – 24. [CYNAMF] [CYNAML] (age {AGEIWDAT}) AQSN list of RP & SP: FU, FUMI; OFUM: FU, FUMI≤PYEAR, MO≥PYEAR, DECD≥PYEAR

GO TO G33A

GO TO G37A

SECTION_G.G12_G46G[1..2].G33_G36[1..24] [1]=RP, [2]=SP; [1..24]=AQSN of FU Member

G33A. (CATI) [CYNAMF] [CYNAML]: [CYAQRTH], [CYFUHU], Age [AGEIWDAT] [(Respondent)]

((First / Next),) let me ask about [your / [G32]'s] Social Security in [PYEAR]. Was that disability, retirement, survivor's benefits, or what?

- ENTER all that apply
- PROBE: Any others?

(WEB) In [PYEAR], was [YOUR / [G32]'s] Social Security...?

Please select all that apply.

G34, G34PER. (CATI) [CYNAMF] [CYNAML]: [CYAQRTH], [CYFUHU], Age [AGEIWDATE] [(Respondent)]

How much was the total amount from Social Security? [G33A=2+ SELECTIONS: Please include all amounts from all types of Social Security [you / [G32]] received in [PYEAR].]

- ENTER amount here, then SELECT unit of time on next screen (Month, Year)

\$ 1 – 999,997 DK/RF → GO TO G36



The amount entered is: [G34] per ____

- SELECT the unit of time below

5. Month 6. Year 7. Other-specify (G34PERSPEC. Specify. (String 100))

(WEB) How much was the total amount from Social Security? [G33A=2+ SELECTIONS: Please include all amounts from all types of Social Security [YOU / [G32]] received in [PYEAR].]

\$ 1 – 999,997 .00 per 5. Month 6. Year

CHECK: Please enter a number from 1 to 999997.

7. Other - Please specify: (G34PERSPEC)

SIGNAL: Please select a unit of time.

G36 RULE: Whether Per Month Selected

Month Response (G34PER=5)	All Others	→ GO TO G35 RULE
↓		

G36. (CATI) [CYNAMF] [CYNAML]: [CYAQRTH], [CYFUHU], Age [AGEIWDATE] [(Respondent)]

How many months of ^PYEAR did [you / [G32]] receive income from Social Security? [G33A=2+ selections: (This includes all types of Social Security [you / [G32]] received in [PYEAR].)]

1 – 12

(WEB) How many months of ^PYEAR did [you / [G32]] receive income from Social Security?

[G33A=2+ selections: This includes all types of Social Security [you / [G32]] received in [PYEAR].]

1 – 12

G35 RULE: Whether More FU Members Reported at G32

More FU Members	→ REPEAT G33A - G36; Max=24; Then GO TO G37A	No More FU Members
		↓

End G33_36

Veterans Administration (VA) Pensions

G37A. (CATI) [CYNAMF] [CYNAML]: [CYAQRTH], [CYFUHU], Age [AGEIWDATE] [(Respondent)]

Did [you / [REFERENCE PERSON] / [SPOUSE-PARTNER]] receive any income in [PYEAR] from the Veterans Administration for a servicemen's, [MALE CYAQRTH=101, 201, 221: (widow's,)] / FEMALE CYAQRTH=102, 202, 222: widow's,] or survivor's pension, service disability, or the GI bill?

- ENTER all that apply
- PROBE: Any others?

1. Yes, servicemen's, widow's, or survivor's pension

2. Yes, service disability 3. Yes, GI bill

4. Yes, other-specify (G37ASPEC. Specify. (String 100)) 5. No → GO TO G40

GO TO G38

(WEB) Did [you / [REFERENCE PERSON] / [SPOUSE-PARTNER]] receive any income in [PYEAR] from the Veterans Administration?

Please select all that apply.

1. Yes, servicemen's, widow's, or survivor's pension

2. Yes, service disability

3. Yes, GI bill

4. Yes, other - Please specify: (G37ASPEC)

5. No, none of the above → GO TO G40

GO TO G38

CHECK: You cannot select "None" with other responses.

G38, G38PER. (CATI) [CYNAMEF] [CYNAML]: [CYAQRTH], [CYFUHU], Age [AGEIWDAT] [(Respondent)]

How much was the total amount? [G37A=2+ SELECTIONS: Please include all amounts from all types of VA (Veterans Administration) income [you / he / she] received in [PYEAR].]

- ENTER amount here, then SELECT unit of time on next screen (Month, Year)

\$ 1 – 999,997 DK/RF → GO TO G39A



The amount entered is: [G38] per ____

- SELECT the unit of time below

5. Month

6. Year

7. Other-specify (G38PERSPEC. Specify. (String 100))

(WEB) How much was the total amount? [G37A=2+ SELECTIONS: Please include all amounts from all types of Veterans Administration income [you / he / she] received in [PYEAR].]

\$ 1 – 999,997 .00 per

5. Month

6. Year

CHECK: Please enter a number from 1 to 999997.

7. Other - Please specify: (G38PERSPEC)

SIGNAL: Please select a unit of time.

G39A RULE: Whether Per Month Selected

Month Response (G38PER=5)

All Others

→ GO TO G40



G39A. (CATI) [CYNAMEF] [CYNAML]: [CYAQRTH], [CYFUHU], Age [AGEIWDAT] [(Respondent)]

How many months of ^PYEAR did [you / [REFERENCE PERSON] / [SPOUSE-PARTNER]] receive income from the Veterans Administration for a servicemen's, [MALE CYAQRTH=101, 201, 221: (widow's,) / FEMALE CYAQRTH=102, 202, 222: widow's,] or survivor's pension, service disability, or the GI bill?

[G37A=2+ SELECTIONS: (This includes all types of VA (Veterans Administration) income [you / he / she] received in [PYEAR].)]

1 – 12

(WEB) How many months of ^PYEAR did [you / [REFERENCE PERSON] / [SPOUSE-PARTNER]] receive income from the Veterans Administration for a servicemen's, [MALE CYAQRTH=101, 201, 221: (widow's,) / FEMALE CYAQRTH=102, 202, 222: widow's,] or survivor's pension, service disability, or the GI bill?

[G37A=2+ SELECTIONS: This includes all types of Veterans Administration income [you / he / she] received in [PYEAR].]

1 – 12

Other Retirement

G40. (CATI) [CYNAMF] [CYNAML]: [CYAQRTH], [CYFUHU], Age [AGEIWDAT] [(Respondent)]

Did [you / [REFERENCE PERSON] / [SPOUSE-PARTNER]] receive any income in [PYEAR] from other retirement pay, pensions, I.R.A.s (Individual Retirement Account) or annuities?

- ENTER all that apply
- PROBE: Any others?

1. Yes, retirement pay, pensions	2. Yes, annuities	3. Yes, other-specify	4. Yes, I.R.A.s	5. No
----------------------------------	-------------------	-----------------------	-----------------	-------

ASK G41A – G43

GO TO G44A

(WEB) Did [you / [REFERENCE PERSON] / [SPOUSE-PARTNER]] receive any other retirement income in [PYEAR]?
Please select all that apply.

1. Yes, retirement pay or pensions	2. Yes, annuities	4. Yes, Individual Retirement Accounts (I.R.A.)	3. Yes, other	5. No, none of the above
------------------------------------	-------------------	---	---------------	--------------------------

GO TO G44A

ASK G41A – G43

CHECK: You cannot select "None" with other responses.

G40=1. Retirement Pay, Pensions

G41A, G41APER. (CATI) [CYNAMF] [CYNAML]: [CYAQRTH], [CYFUHU], Age [AGEIWDAT] [(Respondent)]

How much was from retirement pay or pensions (in [PYEAR])?

- ENTER amount here, then SELECT unit of time on next screen (Month, Year)

\$ 1 – 999,997 DK/RF → GO TO G42A2



The amount entered is: [G41A] per ____

- SELECT the unit of time below

5. Month	6. Year	7. Other-specify (G41APERSPEC. Specify. (String 100))
----------	---------	---

(WEB) How much was from retirement pay or pensions in [PYEAR]?

\$ 1 – 999,997 .00 per

5. Month	6. Year
----------	---------

CHECK: Please enter a number from 1 to 999997.

7. Other - Please specify: (G41APERSPEC)

SIGNAL: Please select a unit of time.

G42A2 RULE: Whether Per Month Selected

Month Response (G41APER=5)	All Others	→ GO TO G41B/C/D or G43
----------------------------	------------	-------------------------

↓

G42A2. (CATI) [CYNAMF] [CYNAML]: [CYAQRTH], [CYFUHU], Age [AGEIWDAT] [(Respondent)]

How many months of ^PYEAR did [you / [REFERENCE PERSON] / [SPOUSE-PARTNER]] receive income from retirement pay or pensions?

1 – 12

(WEB) How many months of ^PYEAR did [you / [REFERENCE PERSON] / [SPOUSE-PARTNER]] receive income from retirement pay or pensions?

1 – 12

G40=2. Annuities

G41B, G41BPER. (CATI) [CYNAMF] [CYNAML]: [CYAQRTH], [CYFUHU], Age [AGEIWDAT] [(Respondent)]

How much was from annuities (in [PYEAR])?

- ENTER amount here, then SELECT unit of time on next screen (Month, Year)

\$ 1 – 999,997 DK/RF → GO TO G42B2



The amount entered is: [G41B] per ____

- SELECT the unit of time below

5. Month 6. Year 7. Other-specify (G41BPERSPEC. Specify. (String 100))

(WEB) How much was from annuities in [PYEAR]?

\$ 1 – 999,997 .00 per 5. Month 6. Year

CHECK: Please enter a
number from 1 to 999997.

7. Other - Please specify: (G41BPERSPEC)

SIGNAL: Please select a unit of time.

G42B2 RULE: Whether Per Month Selected

Month Response (G41BPER=5) All Others → GO TO G41C/D or G43



G42B2. (CATI) [CYNAMF] [CYNAML]: [CYAQRTH], [CYFUHU], Age [AGEIWDAT] [(Respondent)]

How many months of ^PYEAR did [you / [REFERENCE PERSON] / [SPOUSE-PARTNER]] receive income from annuities?

1 – 12

(WEB) How many months of ^PYEAR did [you / [REFERENCE PERSON] / [SPOUSE-PARTNER]] receive income from annuities?

1 – 12

G40=3. Other

G41C, G41CPER. (CATI) [CYNAMF] [CYNAML]: [CYAQRTH], [CYFUHU], Age [AGEIWDAT] [(Respondent)]

How much was the other (retirement) income (in [PYEAR])?

- ENTER amount here, then SELECT unit of time on next screen (Month, Year)

\$ 1 – 999,997 DK/RF → GO TO G41C1



The amount entered is: [G41C] per ____

- SELECT the unit of time below

5. Month 6. Year 7. Other-specify (G41CPERSPEC. Specify. (String 100))

(WEB) How much was the other retirement income in [PYEAR]?

\$ 1 – 999,997 .00 per 5. Month 6. Year

CHECK: Please enter a
number from 1 to 999997.

7. Other - Please specify: (G41CPERSPEC)

SIGNAL: Please select a unit of time.

G41C1. (CATI) [CYNAMF] [CYNAML]: [CYAQRTH], [CYFUHU], Age [AGEIWDAT] [(Respondent)]

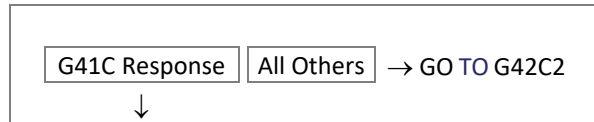
What was that (other retirement income) from (in [PYEAR])?

String 200

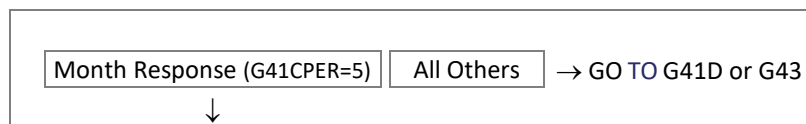
(WEB) What was that other retirement income from in [PYEAR]?

String 200

G42C1A RULE: Whether G41C is Response



G42C2 RULE: Whether Per Month Selected



G42C2. (CATI) [CYNAMF] [CYNAML]: [CYAQRTH], [CYFUHU], Age [AGEIWDAT] [(Respondent)]

How many months of ^PYEAR did [you / [REFERENCE PERSON] / [SPOUSE-PARTNER]] receive income from other (retirement) income?

1 – 12

(WEB) How many months of ^PYEAR did [you / [REFERENCE PERSON] / [SPOUSE-PARTNER]] receive income from other (retirement) income?

1 – 12

G40=4. IRA

G41D, G41DPER. (CATI) [CYNAMF] [CYNAML]: [CYAQRTH], [CYFUHU], Age [AGEIWDAT] [(Respondent)]

How much was from I.R.A.s (Individual Retirement Account) (in [PYEAR])?

- ENTER amount here, then SELECT unit of time on next screen (Month, Year)

\$ 1 – 999,997 DK/RF → GO TO G42D2



The amount entered is: [G41D] per ____

- SELECT the unit of time below

5. Month 6. Year 7. Other-specify (G41DPERSPEC. Specify. (String 100))

(WEB) How much was from Individual Retirement Accounts (I.R.A.) in [PYEAR]?

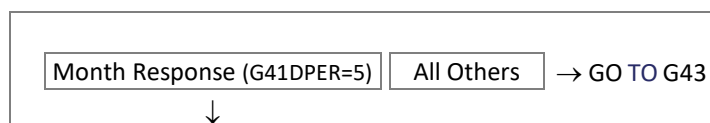
\$ 1 – 999,997 .00 per 5. Month 6. Year

CHECK: Please enter a number from 1 to 999997.

7. Other - Please specify: (G41DPERSPEC)

SIGNAL: Please select a unit of time.

G42D2 RULE: Whether Per Month Selected



G42D2. (CATI) [CYNAMF] [CYNAML]: [CYAQRTH], [CYFUHU], Age [AGEIWDAT] [(Respondent)]

How many months of ^PYEAR did [you / [REFERENCE PERSON] / [SPOUSE-PARTNER]] receive income from I.R.A.s (Individual Retirement Account)?

1 – 12

(WEB) How many months of ^PYEAR did [you / [REFERENCE PERSON] / [SPOUSE-PARTNER]] receive income from Individual Retirement Accounts (I.R.A.)?

1 – 12

G43. (CATI) [CYNAMF] [CYNAML]: [CYAQRTH], [CYFUHU], Age [AGEIWDAT] [(Respondent)]

(Not including Veterans Administration pensions,) how many different pensions, I.R.A.s (Individual Retirement Account) or annuities did [you / [REFERENCE PERSON] / [SPOUSE-PARTNER]] receive income from in [PYEAR]?

- FOR 7 or more, ENTER [7]

1 – 7

(WEB) Not including Veterans Administration pensions, how many different pensions, Individual Retirement Accounts (I.R.A.), or annuities did [you / [REFERENCE PERSON] / [SPOUSE-PARTNER]] receive income from in [PYEAR]?

1 – 7 Number of pensions, I.R.A.s, or annuities

CHECK: Please enter a number from 1 to 7.

Unemployment Compensation

G44A. (CATI) [CYNAMF] [CYNAML]: [CYAQRTH], [CYFUHU], Age [AGEIWDAT] [(Respondent)]

Did [you / [REFERENCE PERSON] / [SPOUSE-PARTNER]] receive any income in [PYEAR] from unemployment compensation?

1. Yes

5. No

→ GO TO G44B

GO TO G45A

(WEB) Did [you / [REFERENCE PERSON] / [SPOUSE-PARTNER]] receive any income in [PYEAR] from unemployment compensation?

1. Yes

5. No

→ GO TO G44B

GO TO G45A

G45A, G45APER. (CATI) [CYNAMF] [CYNAML]: [CYAQRTH], [CYFUHU], Age [AGEIWDAT] [(Respondent)]

How much was it (in [PYEAR])?

- ENTER amount here, then SELECT unit of time on next screen (Week, Two weeks, Month, Year)

\$ 1 – 999,997

DK/RF

→ GO TO G46A2

↓

The amount entered is: [G45A] per ____

- SELECT the unit of time below

3. Week

4. Two weeks

5. Month

6. Year

7. Other-specify (G45APERSPEC. Specify. (String 100))

(WEB) How much was it in [PYEAR]?

\$ 1 – 999,997 .00 per

3. Week

4. Two weeks

5. Month

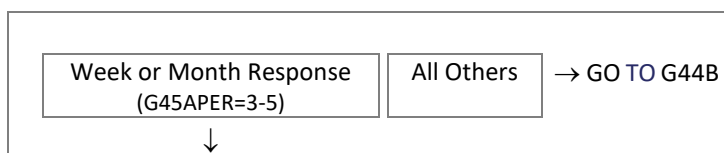
6. Year

CHECK: Please enter a number from 1 to 999997.

7. Other - Please specify: (G45APERSPEC)

SIGNAL: Please select a unit of time.

G46A2 RULE: Whether Per Week or Month Selected



G46A2. (CATI) [CYNAMF] [CYNAML]: [CYAQRTH], [CYFUHU], Age [AGEIWDAT] [(Respondent)]

How many [weeks/months] of ^PYEAR did [you / [REFERENCE PERSON] / [SPOUSE-PARTNER]] receive income from unemployment compensation?

 – /

(WEB) How many [weeks/months] of ^PYEAR did [you / [REFERENCE PERSON] / [SPOUSE-PARTNER]] receive income from unemployment compensation?

 – /
Workers Compensation

G44B. (CATI) [CYNAMF] [CYNAML]: [CYAQRTH], [CYFUHU], Age [AGEIWDAT] [(Respondent)]

(Did [you / [REFERENCE PERSON] / [SPOUSE-PARTNER]] receive any income in [PYEAR]...)
From workers compensation?

 → G44C

GO TO G45B

(WEB) Did [you / [REFERENCE PERSON] / [SPOUSE-PARTNER]] receive any income in [PYEAR] from workers compensation?

 → G44C

GO TO G45B

G45B, G45BPER. (CATI) [CYNAMF] [CYNAML]: [CYAQRTH], [CYFUHU], Age [AGEIWDAT] [(Respondent)]

How much was it (in [PYEAR])?

- ENTER amount here, then SELECT unit of time on next screen (Month, Year)

 → GO TO G46B2


The amount entered is: [G45B] per ____

- SELECT the unit of time below

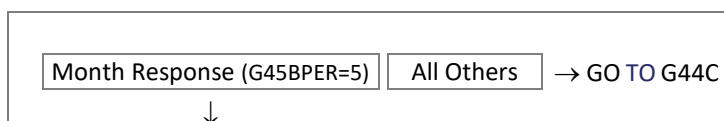
(WEB) How much was it in [PYEAR]?

\$.00 per

CHECK: Please enter a
number from 1 to 999997.

SIGNAL: Please select a unit of time.

G46B2 RULE: Whether Per Month Selected



G46B2. (CATI) [CYNAMF] [CYNAML]: [CYAQRTH], [CYFUHU], Age [AGEIWDAT] [(Respondent)]

How many months of ^PYEAR did [you / [REFERENCE PERSON] / [SPOUSE-PARTNER]] receive income from workers compensation?

1 – 12

(WEB) How many months of ^PYEAR did [you / [REFERENCE PERSON] / [SPOUSE-PARTNER]] receive income from workers compensation?

1 – 12

Child Support

G44C. (CATI) [CYNAMF] [CYNAML]: [CYAQRTH], [CYFUHU], Age [AGEIWDAT] [(Respondent)]

(Did [you / [REFERENCE PERSON] / [SPOUSE-PARTNER]] receive any income in [PYEAR]...)
From child support?

1. Yes

5. No

→ GO TO G44D

GO TO G45C

(WEB) Did [you / [REFERENCE PERSON] / [SPOUSE-PARTNER]] receive any income in [PYEAR] from child support?

1. Yes

5. No

→ GO TO G44D

GO TO G45C

G45C, G45CPR. (CATI) [CYNAMF] [CYNAML]: [CYAQRTH], [CYFUHU], Age [AGEIWDAT] [(Respondent)]

How much was it (in [PYEAR])?

- ENTER amount here, then SELECT unit of time on next screen (Week, Two weeks, Month, Year)

\$ 1 – 999,997

DK/RF

→ GO TO G46C2



The amount entered is: [G45C] per ____

- SELECT the unit of time below

3. Week

4. Two weeks

5. Month

6. Year

7. Other-specify (G45CPRSPEC. Specify. (String 100))

(WEB) How much was it in [PYEAR]?

\$ 1 – 999,997 .00 per

3. Week

4. Two weeks

5. Month

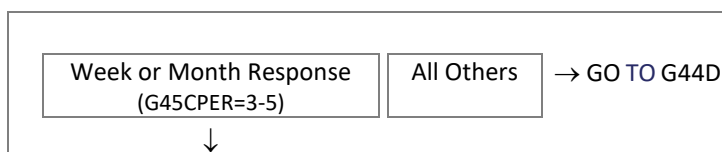
6. Year

CHECK: Please enter a
number from 1 to 999997.

7. Other - Please specify: (G45CPRSPEC)

SIGNAL: Please select a unit of time.

G46C2 RULE: Whether Per Week or Month Selected



G46C2. (CATI) [CYNAMF] [CYNAML]: [CYAQRTH], [CYFUHU], Age [AGEIWDAT] [(Respondent)]

How many [weeks/months] of ^PYEAR did [you / [REFERENCE PERSON] / [SPOUSE-PARTNER]] receive income from child support?

1 – 12

(WEB) How many [weeks/months] of ^PYEAR did [you / [REFERENCE PERSON] / [SPOUSE-PARTNER]] receive income from child support?

1 – 12

Alimony or Separate Maintenance

G44D. (CATI) [CYNAMF] [CYNAML]: [CYAQRTH], [CYFUHU], Age [AGEIWDAT] [(Respondent)]

(Did [you / [REFERENCE PERSON] / [SPOUSE-PARTNER]] receive any income in [PYEAR]...)

From alimony or separate maintenance?

→ GO TO G44E2

GO TO G45D

(WEB) Did [you / [REFERENCE PERSON] / [SPOUSE-PARTNER]] receive any income in [PYEAR] from alimony or separate maintenance?

→ GO TO G44E2

GO TO G45D

G45D, G45DPER. (CATI) [CYNAMF] [CYNAML]: [CYAQRTH], [CYFUHU], Age [AGEIWDAT] [(Respondent)]

How much was it (in [PYEAR])?

- ENTER amount here, then SELECT unit of time on next screen (Month, Year)

→ GO TO G46D2



The amount entered is: [G45D] per ____

- SELECT the unit of time below

(WEB) How much was it in [PYEAR]?

\$.00 per

CHECK: Please enter a
number from 1 to 999997.

SIGNAL: Please select a unit of time.

G46D2 RULE: Whether Per Month Selected

→ GO TO G44E2



G46D2. (CATI) [CYNAMF] [CYNAML]: [CYAQRTH], [CYFUHU], Age [AGEIWDAT] [(Respondent)]

How many months of ^PYEAR did [you / [REFERENCE PERSON] / [SPOUSE-PARTNER]] receive income from alimony or separate maintenance?

(WEB) How many months of ^PYEAR did [you / [REFERENCE PERSON] / [SPOUSE-PARTNER]] receive income from alimony or separate maintenance?

Help From Relatives

G44E2. (CATI) [CYNAMF] [CYNAML]: [CYAQRTH], [CYFUHU], Age [AGEIWDAT] [(Respondent)]

Did [you / [REFERENCE PERSON] / [SPOUSE-PARTNER]] receive help in [PYEAR] from a relative in the form of a purchase or payment for something on [your / his / her] behalf? This can include help with a wedding, a down payment on a house, childcare, or school tuition.

- This must be from non-FU members.

☐ 1. Yes ☐ 5. No → GO TO G44EE2

GO TO G44E3

(WEB) Did [you / [REFERENCE PERSON] / [SPOUSE-PARTNER]] receive help in [PYEAR] from a relative in the form of a purchase or payment for something on [your / [REFERENCE PERSON]'s / [SPOUSE-PARTNER]'s] behalf? This can include help with a wedding, a down payment on a house, childcare, or school tuition?

Please do not include purchases or payments on [your / his / her] behalf from relatives living with you.

☐ 1. Yes ☐ 5. No → GO TO G44EE2

GO TO G44E3

G44E3. (CATI) Who was that help from?

- This must be a non-FU member

1. Son or daughter (including biological, step and adopted children)	2. Father or mother (including biological, step and adoptive parents)
3. Father-in-law or mother-in-law	4. Brother or sister
5. Grandfather or grandmother	6. Grandson or granddaughter (including biological, step, and adopted grandchildren)
7. Other-specify (G44E3SPEC. Specify. (String 100))	

(WEB) Who was that help from?

Please do not include relatives living with you.

1. Son or daughter (including biological, step and adopted children)	2. Father or mother (including biological, step-and adoptive parents)
3. Father-in-law or mother-in-law	4. Brother or sister
5. Grandfather or grandmother	6. Grandson or granddaughter (including biological, step, and adopted grandchildren)
7. Other – Please specify: (G44E3SPEC (String 100))	

G45E2, G45E2PER. (CATI) [CYNAMF] [CYNAML]: [CYAQRTH], [CYFUHU], Age [AGEIWDAT] [(Respondent)]

How much was it (in [PYEAR])?

- ENTER amount here, then SELECT unit of time on next screen (Month, Year)

\$ 1 – 999,997 DK/RF → GO TO G44EE2



The amount entered is: [G45E2] per ____

- SELECT the unit of time below

5. Month 6. Year

7. Other-specify (G45E2PERSPEC. Specify. (String 100))

(WEB) How much was it in [PYEAR]?

\$ 1 – 999,997 .00 per 5. Month 6. Year

CHECK: Please enter a number from 1 to 999997.

7. Other - Please specify: (G45E2PERSPEC)

SIGNAL: Please select a unit of time.

G44EE2. (CATI) [CYNAMF] [CYNAML]: [CYAQRTH], [CYFUHU], Age [AGEIWDAT] [(Respondent)]

[G44E2=1: Other than the help just mentioned, in / All Others: In] [PYEAR] did a relative give [you / [REFERENCE PERSON] / [SPOUSE-PARTNER]] any money?

- This must be from non-FU members.

1. Yes 5. No → GO TO G44F2

GO TO G44EE3

(WEB) [G44E2=1: Other than the help just mentioned, in / All Others: In] [PYEAR] did a relative give [you / [REFERENCE PERSON] / [SPOUSE-PARTNER]] any money?

Please do not include amounts from relatives living with you.

1. Yes 5. No → GO TO G44F2

GO TO
G44EE3

G44EE3. (CATI) Who was that from?

- This must be a non-FU member

1. Son or daughter (including biological, step and adopted children)	2. Father or mother (including biological, step and adoptive parents)
3. Father-in-law or mother-in-law	4. Brother or sister
5. Grandfather or grandmother	6. Grandson or granddaughter (including biological, step, and adopted grandchildren)
7. Other-specify (G44EE3SPEC. Specify. (String 100))	

(WEB) Who was that help from?

Please do not include relatives living with you.

1. Son or daughter (including biological, step and adopted children)	2. Father or mother (including biological, step and adoptive parents)
3. Father-in-law or mother-in-law	4. Brother or sister
5. Grandfather or grandmother	6. Grandson or granddaughter (including biological, step, and adopted grandchildren)
7. Other – Please specify: (G44EE3SPEC (String 100))	

G45EE2, G45EE2PER. (CATI) [CYNAMF] [CYNAML]: [CYAQRTH], [CYFUHU], Age [AGEIWDAT] [(Respondent)]

How much was it (in [PYEAR])?

- ENTER amount here, then SELECT unit of time on next screen (Month, Year)

\$ 1 – 999,997 DK/RF → GO TO G46EE2



The amount entered is: [G45EE2] per ____

- SELECT the unit of time below

5. Month 6. Year

7. Other-specify (G45EE2PERSPEC. Specify. (String 100))

(WEB) How much was it in [PYEAR]?

\$ 1 – 999,997 .00 per 5. Month 6. Year

CHECK: Please enter a number from 1 to 999997.

7. Other - Please specify: (G45EE2PERSPEC)

SIGNAL: Please select a unit of time.

G46EE2 RULE: Whether Per Month Selected

Month Response (G45EE2PER=5)	All Others	→ GO TO G44F2
↓		

G46EE2. (CATI) [CYNAMF] [CYNAML]: [CYAQRTH], [CYFUHU], Age [AGEIWDAT] [(Respondent)]

How many months of [PYEAR] did [you / [REFERENCE PERSON] / [SPOUSE-PARTNER]] receive money from a relative?

1 – 12

(WEB) How many months of [PYEAR] did [you / [REFERENCE PERSON] / [SPOUSE-PARTNER]] receive money from a relative?

1 – 12

Help From Non-Relatives

G44F2. (CATI) [CYNAMF] [CYNAML]: [CYAQRTH], [CYFUHU], Age [AGEIWDAT] [(Respondent)]

Did [you / [REFERENCE PERSON] / [SPOUSE-PARTNER]] receive any help in [PYEAR] from non-relatives or friends in the form of a purchase or payment for something on [your / his / her] behalf? This can include help with a wedding, a down payment on a house, childcare, or school tuition.

- This must be from non-FU members.

1. Yes 5. No → GO TO G44FF2

GO TO G45F2

(WEB) Did [you / [REFERENCE PERSON] / [SPOUSE-PARTNER]] receive any help in [PYEAR] from non-relatives or friends in the form of a purchase or payment for something on [your / his / her] behalf? This can include help with a wedding, a down payment on a house, childcare, or school tuition.

Please do not include amounts from anyone living with you.

1. Yes 5. No → GO TO G44FF2

GO TO G45F2

G45F2, G45F2PER. (CATI) [CYNAMF] [CYNAML]: [CYAQRTH], [CYFUHU], Age [AGEIWDAT] [(Respondent)]

How much was it (in [PYEAR])?

- ENTER amount here, then SELECT unit of time on next screen (Month, Year)

\$ 1 – 999,997 DK/RF → GO TO G44FF2



The amount entered is: [G45F2] per ____

- SELECT the unit of time below

5. Month 6. Year

7. Other-specify (G45F2PERSPEC. Specify. (String 100))

(WEB) How much was it in [PYEAR]?

\$ 1 – 999,997 .00 per 5. Month 6. Year

CHECK: Please enter a
number from 1 to 999997.

7. Other - Please specify: (G45F2PERSPEC)

SIGNAL: Please select a unit of time.

G44FF2. (CATI) [CYNAMF] [CYNAML]: [CYAQRTH], [CYFUHU], Age [AGEIWDAT] [(Respondent)]

[G44F2=1: Other than the help just mentioned, in / All Others: In] in [PYEAR] did a non-relative or friend give [you / [REFERENCE PERSON] / [SPOUSE-PARTNER]] any money?

- This must be from non-FU members.

1. Yes 5. No → GO TO G44G

GO TO G45FF2

(WEB) [G44F2=1: Other than the help just mentioned, in / All Others: In] [PYEAR] did a non-relative or friend give [you / [REFERENCE PERSON] / [SPOUSE-PARTNER]] any money?

Please do not include amounts from anyone living with you.

1. Yes 5. No → GO TO G44G

GO TO G45FF2

G45FF2, G45FF2PER. (CATI) [CYNAMF] [CYNAML]: [CYAQRTH], [CYFUHU], Age [AGEIWDAT] [(Respondent)]

How much was it (in [PYEAR])?

- ENTER amount here, then SELECT unit of time on next screen (Month, Year)

\$ 1 – 999,997 DK/RF → GO TO G46FF2



The amount entered is: [G45FF2] per ____

- SELECT the unit of time below

5. Month 6. Year

7. Other-specify (G45FF2PERSPEC. Specify. (String 100))

(WEB) How much was it in [PYEAR]?

\$ 1 – 999,997 .00 per 5. Month 6. Year

CHECK: Please enter a
number from 1 to 999997.

7. Other - Please specify: (G45FF2PERSPEC)

SIGNAL: Please select a unit of time.

G46FF2 RULE: Whether Per Month Selected

Month Response (G45FF2PER=5) All Others → GO TO G44G



G46FF2. (CATI) [CYNAMF] [CYNAML]: [CYAQRTH], [CYFUHU], Age [AGEIWDAT] [(Respondent)]

How many months of ^PYEAR did [you / [REFERENCE PERSON] / [SPOUSE-PARTNER]] receive money from a non-relative or friend?

(WEB) How many months of ^PYEAR did [you / [REFERENCE PERSON] / [SPOUSE-PARTNER]] receive money from a non-relative or friend?

Other Income

G44G. (CATI) [CYNAMF] [CYNAML]: [CYAQRTH], [CYFUHU], Age [AGEIWDAT] [(Respondent)]

Did [you / [REFERENCE PERSON] / [SPOUSE-PARTNER]] receive any other income in [PYEAR] from anything else?

→ GO TO R1CKPT

GO TO G45G1

(WEB) Did [you / [REFERENCE PERSON] / [SPOUSE-PARTNER]] receive any other income in [PYEAR] from anything else?

→ GO TO R1CKPT

GO TO G45G1

G45G1. (CATI) [CYNAMF] [CYNAML]: [CYAQRTH], [CYFUHU], Age [AGEIWDAT] [(Respondent)]

What was that from (in [PYEAR])?

- IF R mentions income from a job, probe for these details:
- Occ/Ind: What was [your / his / her] occupation? What sort of work did [you / he / she] do? (DO NOT PROBE)
- Start/End: What month and year did [you / he / she] start that job? End that job?
- Job Title/Commute: What was [your / his / her] official job title? On a typical day, how many minutes was [your / his / her] round trip commute to and from work?
- Work hours: How many weeks did [you / he / she] work at that job in [PYEAR]? On average, how many hours per week did [you / he / she] work in [PYEAR]?

(WEB) What was that from in [PYEAR]?

If this income comes from a job, please tell us: the type of work done, start (and end) dates, job title, round-trip commute time, the number of weeks worked in [PYEAR], and the average number of hours per week worked in [PYEAR].

G45G, G45GPER. (CATI) [CYNAMF] [CYNAML]: [CYAQRTH], [CYFUHU], Age [AGEIWDATE] [(Respondent)]

How much was the income from that (in [PYEAR])?

- ENTER amount here, then SELECT unit of time on next screen (Month, Year)

\$ 1 – 999,997 DK/RF → GO TO G46F2



The amount entered is: [G45G] per ____

- SELECT the unit of time below

5. Month 6. Year

7. Other-specify (G45GPERSPEC. Specify. (String 100))

(WEB) How much was the income from that in [PYEAR]?

\$ 1 – 999,997 .00 per 5. Month 6. Year

CHECK: Please enter a
number from 1 to 999997.

7. Other - Please specify: (G45GPERSPEC)

SIGNAL: Please select a unit of time.

G46F2 RULE: Whether Per Month Selected

Month Response (G45GPER=5) All Others → GO TO R1CKPT



G46F2. (CATI) [CYNAMF] [CYNAML]: [CYAQRTH], [CYFUHU], Age [AGEIWDATE] [(Respondent)]

How many months of ^PYEAR did [you / [REFERENCE PERSON] / [SPOUSE-PARTNER]] receive income from anything else?

1 – 12

(WEB) How many months of ^PYEAR did [you / [REFERENCE PERSON] / [SPOUSE-PARTNER]] receive income from anything else?

1 – 12

P2Year Income

R1CKPT. CAI Checkpoint: Whether Worked in P2YEAR

1. Worked in P2YEAR (BCWTRP2YEAR=1 for Any Job) 5. All Others → GO TO G49 RULE



R2, R2PER. (CATI) [CYNAMF] [CYNAML]: [CYAQRTH], [CYFUHU], Age [AGEIWDAT] [(Respondent)]

Earlier you reported that [you were / [REFERENCE PERSON] was / [SPOUSE-PARTNER] was] working in [P2YEAR]. Thinking now about all the work for money that [you / he / she] did during [P2YEAR], including jobs, businesses, self-employment and part-time work, about how much did [you / he / she] earn altogether in [P2YEAR]? Please include any income from bonuses, overtime, tips or commissions.
(Including the jobs we already talked about)

- [ANY JOB BCWTRP2YEAR=1: If needed, PROBE: Let me remind you of the jobs reported for [P2YEAR] (READ LIST):

[List of P2YEAR Employers from Section BC]]

- IF necessary: Please give me your best estimate
- ENTER amount here, then SELECT unit of time on next screen (Hour, Week, Two weeks, Month, Year)

\$ 1.00 – 9,999,997.00 [DK/RF] → GO TO G49 RULE



The amount entered is: [R2] per ____

- SELECT the unit of time below

1. Hour [3. Week [4. Two weeks [5. Month [6. Year

7. Other-specify (R2PERSPEC. Specify. (String 100))

(WEB) [ANY JOB BCWTRP2YEAR=1: [P2YEAR] employers/job reported earlier:

[List of P2YEAR Employers from Section BC]]

Earlier you reported that [you were / [REFERENCE PERSON] was / [SPOUSE-PARTNER] was] working in [P2YEAR]. Thinking now about all the work for money that [you / he / she] did DURING [P2YEAR], including jobs, businesses, self-employment and part-time work, about how much did [you / he / she] earn altogether IN [P2YEAR]? Please include any income from bonuses, overtime, tips or commissions.

\$ 1.00 – 9,999,997.00 per 1. Hour [3. Week [4. Two weeks [5. Month [6. Year

CHECK: Please enter a number from 7. Other - Please specify: (R2PERSPEC)

1.0 to 9999997.00.

SIGNAL: Please select a unit of time.

G49 RULE: Whether Spouse-Partner in FU (CYAQRTH=201-222, CYFUHU=FU, FUMI)

Spouse-Partner	→ REPEAT G12 - R2PER; Then GO TO G73CKPT	No Spouse-Partner
		↓

End G12_G46G

OFUM Age 16+ PYear Income

G73CKPT[1..24]. CAI Checkpoint: Section G Big OFUM Qualifier [1..24]=AQSN of FU Member

16+ Year Old FU Member (AGEIWDAT=16-120 or AGE16=YES):			5. All Others
1. OFUM is FU, or FUMI before CYEAR (CYAQRTH=301-882 or 951-982 & (CYFUHU=FU or (CYFUHU=FUMI & MI-YR<CYR))	2. OFUM Was FU Last Wave and Became MO, INST or DIED in PYEAR or Later (CYAQRTH=301-882 or 951-982 & PYFUHU=FU & CYFUHU=MO, DIED, INST & MO-YR>P2YR)	3. RP or SP Was FU Last Wave & Became MO, INST or DIED in PYEAR or Later (CYAQRTH=101-222 & PYFUHU=FU & CYFUHU= MO, DIED, INST & MO-YR>P2YR)	GO TO G90BCKPT
↓			

SECTION_G.G73_G90[1..24] [1..24]=AQS of FU Member

G73. AQS of FU Member; Assigned

G74 RULE: Whether FU Member Deceased

Deceased (CYFUHU=7)	→ GO TO G76	All Others
↓		

Jobs and Earnings

G75. (CATI) [CYNAMF] [CYNAML]: [CYAQRTH], [CYFUHU], Age [AGEIWDAT] [(Respondent)]

Next we would like to know a little about [you / [CYNAMF] [CYNAML]]. [Are you / Is he / Is she] working now, looking for work, retired, a student, keeping house, or what?

- If R says "Unemployed/Not working", PROBE: [Are you / Is he / Is she] looking for work?
 - If unemployed/not working and looking for work, ENTER [3]
 - If unemployed/not working and not looking for work, ENTER [6]
 - If R is working now serving in the military, ENTER[1]
- ENTER all that apply
- PROBE: Any others?

1. Working now, including full-time or part-time work, or self-employment		
2. Employed, but on sick or maternity/parental leave		
10. Temporarily laid off	3. Looking for work, unemployed	4. Retired
5. Permanently or temporarily disabled		6. Keeping house
7. A student		
97. Other-specify (BCDE1SPEC. Please tell me what [you /are / he is / she is] doing now. (String 100))		

CHECK for 1, 2, 10, SELECTED WITH 3: "Working now" or "Employed" or "Temporarily laid off" cannot be selected with "Unemployed (looking or not looking)".

(WEB) These next questions are about [you / [CYNAMF] [CYNAML] (age [AGEIWDAT])]. [Are you / Is he / Is she]...?
Please select all that apply.

If [you are / he is / she is] employed and currently working, please select "Working now, including full-time or part-time work, or self-employment".

If [you are / he is / she is] working a seasonal job, please select "Working now, including full-time or part-time work, or self-employment".

If [you are / he is / she is] employed but currently on sick leave or maternity/parental leave, please select "Employed, but on sick or maternity/parental leave".

If [you are / he is / she is] employed but temporarily laid off, please select "Temporarily laid off".

If [you are / he is / she is] unemployed, please tell us whether [you are / he is / she is] looking for work or not looking for work.

1. Working now, including full-time or part-time work, or self-employment		11. Employed, serving in the military	
2. Employed, but on sick or maternity/parental leave			
3. Unemployed and looking for work	9. Unemployed and not looking for work	10. Temporarily laid off	
4. Retired	5. Permanently or temporarily disabled	6. Keeping house	7. A student
97. Other - Please specify: (G75SPEC)			

CHECK for 1, 2, 10, 11 selected with 3, 9: "Working now" or "Employed" or "Temporarily laid off" cannot be selected with "Unemployed (looking or not looking)".

CHECK for 3 and 9 selected together: "Unemployed and looking" cannot be selected with "Unemployed and not looking"

G76. (CATI) [CYNAMF] [CYNAML]: [CYAQRTH], [CYFUHU], Age [AGEIWDATE] [(Respondent)]

[FU MEMBER DECEASED: Next, we would like to know a little about [CYNAMF] [CYNAML].]

During [PYEAR], how many full-time or part-time jobs did [you / he / she] have (not counting work around the house)?

1. Only one job 2. Two jobs 3. Three jobs 4. Four jobs 5. Didn't have a job DK/RF

GO TO G77

GO TO G83

(WEB) [FU MEMBER DECEASED: These next questions are about [CYNAMF] [CYNAML].] During [PYEAR], how many full-time or part-time jobs did [you / he / she] have, not counting work around the house?

5. None → GO TO G83 1. One job 2. Two jobs 3. Three jobs 4. Four jobs NA → GO TO G83

GO TO G77

SECTION_G.G73_G90[1..24].G77_G81[1...4] [1..24]=AQSN of FU Member; [1..4]=Which job

G77. (CATI) [CYNAMF] [CYNAML]: [CYAQRTH], [CYFUHU], Age [AGEIWDATE] [(Respondent)]

[First / Second / Third / Fourth] Job

[JOBS 2-4: (For the next job...)]

What kind of work did [you / he / she] usually do? What was [your / his / her] occupation?

- [1st JOB AND G76=2-4: R reported multiple jobs -- ask for the [main job here](#)]
- DO NOT PROBE

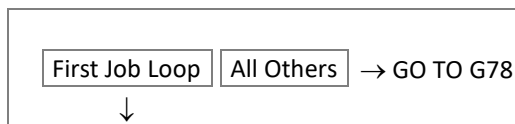
String 500

(WEB) [G76=1: What / G76=2-4: On [your / his / her] [LOOP 1: MAIN / LOOP 2: SECOND / LOOP 3: THIRD / LOOP 4: FOURTH:] job, what] kind of work did [you / he / she] usually do? What was [your / his / her] occupation?

String 500

SIGNAL for NA: This information is important. Please enter a response.

G77A RULE: Whether First Job Loop (Main Job)



G77A. (CATI) [CYNAMF] [CYNAML]: [CYAQRTH], [CYFUHU], Age [AGEIWDATE] [(Respondent)]

First Job

What was the official title of [your / his / her] job? (The title that [your / his / her] employer used.)

- [1st JOB AND G76=2-4: R reported multiple jobs -- ask for the [main job here](#)]
- DO NOT PROBE

String 200

(WEB) [G76=1: What / G76=2-4: On [your / his / her] MAIN job, what] was the official title of [your / his / her] job, that is, the title that [your / his / her] employer used?

String 200

SIGNAL for NA: This information is important. Please enter a response.

G77B1. (CATI) [CYNAMF] [CYNAML]: [CYAQRTH], [CYFUHU], Age [AGEIWDAT] [(Respondent)]

First Job

Did [you / he / she] commute to work, did [you / he / she] work from home, or both?

1. Commute to work only	2. Work from home only	3. Both commute and work from home	DK/RF
-------------------------	------------------------	------------------------------------	-------

GO TO G77B2

GO TO G78

GO TO G77B2

(WEB) On [your / his / her] [G76=2-4: MAIN] job did [you / he / she]...?

1. Commute to work only	2. Work from home only	3. Both commute and work from home	NA
-------------------------	------------------------	------------------------------------	----

GO TO G77B2

GO TO G78

GO TO G77B2

G77B2. (CATI) [CYNAMF] [CYNAML]: [CYAQRTH], [CYFUHU], Age [AGEIWDAT] [(Respondent)]

First Job

In a typical week, about how much of [your / his / her] work time was spent working from home? Would you say more than half, about half, or less than half?

1. More than half	2. About half	3. Less than half
-------------------	---------------	-------------------

(WEB) In a typical week, about how much of [your / his / her] work time was spent working from home?

1. More than half	2. About half	3. Less than half
-------------------	---------------	-------------------

G77B. (CATI) [CYNAMF] [CYNAML]: [CYAQRTH], [CYFUHU], Age [AGEIWDAT] [(Respondent)]

First Job

On a typical day, how many minutes was [your / his / her] round trip commute to and from work?

- [\[1st JOB AND G76=2-4: R reported multiple jobs -- ask for the main job here\]](#)
- If necessary, PROBE: Please estimate [your / his / her] typical commute

1 – 900

(WEB) [G76=1: On / G76=2-4: On [your / his / her] MAIN job, on] a typical day, how many minutes is [your / his / her] round trip commute to and from work?

If [you do / he does / she does] not work at the same location every day, please estimate [your / his / her] typical round-trip commute.

1 – 900	Minutes
---------	---------

CHECK: Please enter a number from 1 to 900.

G78, G78PER. (CATI) [CYNAMF] [CYNAML]: [CYAQRTH], [CYFUHU], Age [AGEIWDAT] [(Respondent)]
[First / Second / Third / Fourth] Job

About how much money did [you / he / she] earn from that job last year ([PYEAR])?

- [1st JOB AND G76=2-4: R reported multiple jobs -- ask for the [main job here](#)]
- ENTER amount here, then SELECT unit of time on next screen (Hour, Week, Two weeks, Month, Year)

\$ 1.00 – 9,999,997.00 DK/RF → GO TO G79



The amount entered is: [G78] per ____

- SELECT the unit of time below

1. Hour 3. Week 4. Two weeks 5. Month 6. Year

7. Other-specify (G78PERSPEC. Specify. (String 100))

(WEB) [G76=1: About / G76=2-4: On [your / his / her] [LOOP 1: MAIN / LOOP 2: SECOND / LOOP 3: THIRD / LOOP 4: FOURTH:] job, about] how much did [you / he / she] earn from that job last year ([PYEAR])?

\$ 1.00 – 9,999,997.00 per 1. Hour 3. Week 4. Two weeks 5. Month 6. Year

CHECK: Please enter a number from 1.0 to 9999997.00. 7. Other - Please specify: (G78PERSPEC)

SIGNAL: Please select a unit of time.

G79. (CATI) [CYNAMF] [CYNAML]: [CYAQRTH], [CYFUHU], Age [AGEIWDAT] [(Respondent)]
[First / Second / Third / Fourth] Job

About how many weeks did [you / he / she] work on that job last year ([PYEAR])?

- [1st JOB AND G76=2-4: R reported multiple jobs -- ask for the [main job here](#)]

1 – 52

(WEB) [G76=1: About / G76=2-4: On [your / his / her] [LOOP 1: MAIN / LOOP 2: SECOND / LOOP 3: THIRD / LOOP 4: FOURTH:] job, about] how many weeks did [you / he / she] work last year ([PYEAR])?

1 – 52 Number of weeks

CHECK: Please enter a number from 1 to 52.

G80. (CATI) [CYNAMF] [CYNAML]: [CYAQRTH], [CYFUHU], Age [AGEIWDAT] [(Respondent)]
[First / Second / Third / Fourth] Job

During which months was that (in [PYEAR])?

- [1st JOB AND G76=2-4: R reported multiple jobs -- ask for the [main job here](#)]
- ENTER all that apply
- PROBE: Any others?

Select All Clear All

1. January 2. February 3. March 4. April 5. May 6. June
7. July 8. August 9. September 10. October 11. November 12. December

(WEB) During which months was that in [PYEAR]?

Please select all that apply.

Select All Clear All

1. January 2. February 3. March 4. April 5. May 6. June
7. July 8. August 9. September 10. October 11. November 12. December

G81. (CATI) [CYNAMF] [CYNAML]: [CYAQRTH], [CYFUHU], Age [AGEIWDAT] [(Respondent)]

[First / Second / Third / Fourth] Job

During the weeks that [you / he / she] worked, about how many hours did [you / he / she] usually work per week (in [PYEAR])?

- [1st JOB AND G76=2-4: R reported multiple jobs -- ask for the [main job here](#)]
- ROUND DOWN for fractions less than ½ (0.5)
- ROUND UP for fractions ½ (0.5) or more

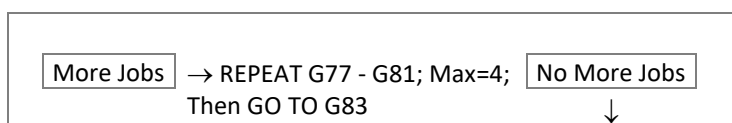
1 – 168

(WEB) [G76=1: During / G76=2-4: On [your / his / her] [LOOP 1: MAIN / LOOP 2: SECOND / LOOP 3: THIRD / LOOP 4: FOURTH:] job, during] the weeks that [you / he / she] worked, about how many hours did [you / he / she] usually work per week in [PYEAR]?

1 – 168 Number of hours per week

CHECK: Please enter a number from 1 to 168.

G82 RULE: Whether More Jobs at G76



End G77_G81

Other Income

G83. (CATI) [CYNAMF] [CYNAML]: [CYAQRTH], [CYFUHU], Age [AGEIWDAT] [(Respondent)]

Did [you / he / she] have any [other] income, such as pensions, welfare, interest, gifts, or anything else, last year ([PYEAR])?

→ GO TO G88CKPT

GO TO G84

(WEB) Did [you / he / she] have any other income, such as pensions, welfare, interest, gifts, or anything else, last year ([PYEAR])?

→ GO TO G88CKPT

GO TO G84

G84. (CATI) [CYNAMF] [CYNAML]: [CYAQRTH], [CYFUHU], Age [AGEIWDAT] [(Respondent)]

What was that from?

- ENTER all that apply
- PROBE: Any others?
- SSI (Supplemental Security Income) is **not** Social Security, nor is it Social Security Disability Insurance (SSDI), although the Social Security Administration administers the program and a person can receive both. See F1-Help for more information.
- "Help from relatives" must be from non-FU members.

1. Interest	2. TANF/[STATEPROG]	3. SSI	4. Welfare
5. Social Security	6. Veterans benefits	7. Pensions, annuities	
8. Unemployment comp	9. Worker's comp	10. Child support	
11. Help from relatives	12. Other-specify	DK/RF → GO TO G88CKPT	

ASK G84A–G84M3

(WEB) What was that from?

Please select all that apply.

Please do not include amounts from relatives living with you.

1. Interest	2. TANF/[STATEPROG]
3. Supplemental Security Income (SSI)	4. Welfare
5. Social Security	6. Veterans benefits
7. Pensions, annuities	
8. Unemployment comp	9. Worker's comp
10. Child support	
11. Help from relatives	12. Other
NA → GO TO G88CKPT	

ASK G84A–G84M3

G84=1. Interest

G84A, G84APER. (CATI) [CYNAMF] [CYNAML]: [CYAQRTH], [CYFUHU], Age [AGEIWDAT] [(Respondent)]

How much was from interest (in [PYEAR])?

- ENTER amount here, then SELECT unit of time on next screen (Month, Year)

\$ 1 – 999,997 DK/RF → GO TO G84AA2



The amount entered is: [G84A] per ____

- SELECT the unit of time below

5. Month 6. Year 7. Other-specify (G84APERSPEC. Specify. (String 100))

(WEB) How much was from interest in [PYEAR]?

\$ 1 – 999,997 .00 per 5. Month 6. Year

CHECK: Please enter a number from 1 to 999997.

7. Other - Please specify: (G84APERSPEC)

SIGNAL: Please select a unit of time.

G84AA2 RULE: Whether Per Month Selected

Month Response (G84APER=5)	All Others	→ ASK G84B–G84M3 Then GO TO G88CKPT
↓		

G84AA2. (CATI) [CYNAMF] [CYNAML]: [CYAQRTH], [CYFUHU], Age [AGEIWDAT] [(Respondent)]

How many months of [PYEAR] did [you / he / she] receive income from interest?

1 – 12

(WEB) How many months of [PYEAR] did [you / he / she] receive income from interest?

1 – 12

G84=2. TANF

G84B, G84BPER. (CATI) [CYNAMF] [CYNAML]: [CYAQRTH], [CYFUHU], Age [AGEIWDAT] [(Respondent)]

How much was from TANF (Temporary Assistance for Needy Families) [PYSTATRESIDE<>FC, DK, RF, NA: or [STATEPROG]] in [PYEAR]?

- ENTER amount here, then SELECT unit of time on next screen (Two weeks, Month, Year)

\$ 1 – 999,997 DK/RF → GO TO G84BB2



The amount entered is: [G84B] per ____

- SELECT the unit of time below

5. Month 6. Year 7. Other-specify (G84BPERSPEC. Specify. (String 100))

(WEB) How much was from TANF (Temporary Assistance for Needy Families) [PYSTATRESIDE<>FC, DK, RF, NA: or [STATEPROG]] in [PYEAR]?

\$ 1 – 999,997 .00 per 5. Month 6. Year

CHECK: Please enter a number from 1 to 999997.

7. Other - Please specify: (G84BPERSPEC)

SIGNAL: Please select a unit of time.

G84BB2 RULE: Whether Per Month Selected

Month Response (G84BPER=5)

All Others

→ ASK G84C1–G84M3 Then GO TO G88CKPT



G84BB2. (CATI) [CYNAMF] [CYNAML]: [CYAQRTH], [CYFUHU], Age [AGEIWDAT] [(Respondent)]

How many months of [PYEAR] did [you / he / she] receive income from TANF (Temporary Assistance for Needy Families) [PYSTATRESIDE<>FC, DK, RF, NA: or [STATEPROG]]?

1 – 12

(WEB) How many months of [PYEAR] did [you / he / she] receive income from TANF (Temporary Assistance for Needy Families) [PYSTATRESIDE<>FC, DK, RF, NA: or [STATEPROG]]?

1 – 12

G84BBB. (CATI) [CYNAMF] [CYNAML], [CYAQRTH], [AGEIWDAT]

Who in the family was covered by this?

- ENTER all that apply
- PROBE: Any others?

1 – 24. [CYNAMF] [CYNAML], [CYAQRTH], [CYFUHU]

AQSN list of FU Members: FU, FUMI≤PY, MO≥PY, DEC≥PY, MIL, EDU, HLT, OTH

(WEB) Who in your family living there was covered by this?

Please select all that apply.

1 – 24. [CYNAMF] [CYNAML] (age [AGEIWDAT])

AQSN list of FU Members: FU, FUMI≤PY, MO≥PY, DEC≥PY, MIL, EDU, HLT, OTH

G84=3. SSI

G84C1. (CATI) [CYNAMF] [CYNAML]: [CYAQRTH], [CYFUHU], Age [AGEIWDAT] [(Respondent)]

Did [you / he / she] receive the SSI for [yourself / himself / herself], or for someone else (in [PYEAR])?

- SSI (Supplemental Security Income) is **not** Social Security, nor is it Social Security Disability Insurance (SSDI), although the Social Security Administration administers the program and a person can receive both. See F1-Help for more information.

 → GO TO G84C4 → GO TO G84C4

GO TO G84C2

(WEB) in [PYEAR] Did [you / he / she] receive the Supplemental Security Income (SSI) for...?

SSI (Supplemental Security Income) is **not** Social Security, nor is it Social Security Disability Insurance (SSDI), although the Social Security Administration administers the program and a person can receive both. See F1-Help for more information.

1. [Yourself / Himself / Herself] only	2. Someone else only	3. [Yourself / Himself / Herself] and someone else	NA
--	----------------------	--	----

GO TO G84C4 GO TO NEXT G84 ITEM / G88CKPT GO TO G84C4

G84C2. (CATI ONLY) [CYNAMF] [CYNAML]: [CYAQRTH], [CYFUHU], Age [AGEIWDAT] [(Respondent)]

Let's talk about the other person's Supplemental Security when we talk about their income.

- ENTER [1] to continue

G84C3 RULE: Whether SSI for Someone Else or Both

<input type="text" value="Someone Else (G84C1=2)"/> → GO TO Next G84 Item, or G88CKPT	<input type="text" value="Both (G84C1=3)"/>
---	---

↓

G84C4, G84C4PER. (CATI) [CYNAMF] [CYNAML]: [CYAQRTH], [CYFUHU], Age [AGEIWDAT] [(Respondent)]

How much was [G84C1=SELF: it / ALL OTHERS: the Supplemental Security Income [you / he / she] received for [yourself / himself / herself]] (in [PYEAR])?

- ENTER amount here, then SELECT unit of time on next screen (Month, Year)

 → GO TO G84C6

The amount entered is: [G84C4] per ____

- SELECT the unit of time below

(WEB) [G84C1=BOTH: We'll ask about the other person's Supplemental Security Income (SSI) later, during questions about their income.]

How much was [G84C1=SELF: it / G84C1=BOTH, NA: the Supplemental Security Income (SSI)] [you / he / she] received for [YOURSELF / HIMSELF / HERSELF] in [PYEAR]?

 .00 per

CHECK: Please enter a number from 1 to 999997.

SIGNAL: Please select a unit of time.

G84C6 RULE: Whether Per Month Selected

Month Response (G84C4PER=5)	All Others	→ ASK G84D–G84M3 Then GO TO G88CKPT
↓		

G84C6. (CATI) [CYNAMF] [CYNAML]: [CYAQRTH], [CYFUHU], Age [AGEIWDAT] [(Respondent)]

How many months of [PYEAR] did [you / he / she] receive income from Supplemental Security Income?

1 – 12

(WEB) How many months of [PYEAR] did [you / he / she] receive income from Supplemental Security Income?

1 – 12

G84=4. Other Welfare

G84D, G84DPER. (CATI) [CYNAMF] [CYNAML]: [CYAQRTH], [CYFUHU], Age [AGEIWDAT] [(Respondent)]

How much was from welfare (in [PYEAR])?

- ENTER amount here, then SELECT unit of time on next screen (Week, Two weeks, Month, Year)

\$ 1 – 999,997 DK/RF → GO TO G84DD2

↓

The amount entered is: [G84D] per ____

- SELECT the unit of time below

5. Month 6. Year

7. Other-specify (G84DPERSPEC. Specify. (String 100))

(WEB) How much was from other welfare in [PYEAR]?

\$ 1 – 999,997 .00 per 5. Month 6. Year

CHECK: Please enter a number from 1 to 999997.

7. Other - Please specify: (G84DPERSPEC)

SIGNAL: Please select a unit of time.

G84DD2 RULE: Whether Per Month Selected

Month Response (G84DPER=5)	All Others	→ ASK G84E–G84M3 Then GO TO G88CKPT
↓		

G84DD2. (CATI) [CYNAMF] [CYNAML]: [CYAQRTH], [CYFUHU], Age [AGEIWDAT] [(Respondent)]

How many months of [PYEAR] did [you / he / she] receive income from welfare?

1 – 12

(WEB) How many months of [PYEAR] did [you / he / she] receive income from welfare?

1 – 12

G84=5. Social Security

G84ECKPT. CAI Checkpoint: Whether Social Security Already Reported For This OFUM at G32

1. Not Reported	5. Already Reported	→ GO TO Next G84 Item; or G88CKPT
↓		

G84E2A. (CATI) [CYNAMF] [CYNAML]: [CYAQRTH], [CYFUHU], Age [AGEIWDATE] [(Respondent)]

What was the Social Security (in [PYEAR])? Was that disability, retirement, survivor's benefits or what?

- ENTER all that apply
- PROBE: Any others?

1. Disability	2. Retirement	3. Survivor's benefits	5. Dependent of disabled recipient
6. Dependent of retired recipient	7. Other-specify (G84E2ASPEC. Specify. (String 100))		

(WEB) What was the Social Security in [PYEAR]?

Please select all that apply.

1. Disability	2. Retirement	3. Survivor's benefits	5. Dependent of disabled recipient
6. Dependent of retired recipient	7. Other - Please specify: (G84E2ASPEC)		

G84E3, G84E3PER. (CATI) [CYNAMF] [CYNAML]: [CYAQRTH], [CYFUHU], Age [AGEIWDATE] [(Respondent)]

How much was the total amount from Social Security? [2+ SOCSEC INCOMES: Please include all amounts from all types of Social Security [you / he / she] received in [PYEAR].]

- ENTER amount here, then SELECT unit of time on next screen (Month, Year)

\$ 1 – 999,997 DK/RF → GO TO G84E5



The amount entered is: [G84E3] per ____

- SELECT the unit of time below

5. Month	6. Year	7. Other-specify (G84E3PERSPEC. Specify. (String 100))
----------	---------	--

(WEB) How much was the total amount from Social Security? [G84E2A=2+ SELECTIONS: Please include all amounts from all types of Social Security [you / he / she] received in [PYEAR].]

\$ 1 – 999,997 .00 per 5. Month 6. Year

CHECK: Please enter a number from 1 to 999997.

7. Other - Please specify: (G84E3PERSPEC)

SIGNAL: Please select a unit of time.

G84E5 RULE: Whether Per Month Selected

Month Response (G84E3PER=5)	All Others	→ ASK G84F–G84M3 Then GO TO G88CKPT
-----------------------------	------------	-------------------------------------

↓

G84E5. (CATI) [CYNAMF] [CYNAML]: [CYAQRTH], [CYFUHU], Age [AGEIWDATE] [(Respondent)]

How many months of [PYEAR] did [you / he / she] receive income from Social Security?

1 – 12

(WEB) How many months of [PYEAR] did [you / he / she] receive income from Social Security?

1 – 12

G84=6. Veterans benefits

G84F, G84FPER. (CATI) [CYNAMF] [CYNAML]: [CYAQRTH], [CYFUHU], Age [AGEIWDAT] [(Respondent)]

How much was from veteran's benefits (in [PYEAR])?

- ENTER amount here, then SELECT unit of time on next screen (Month, Year)
- If needed: This includes all types of VA (Veterans Administration) income [you / he / she] received in [PYEAR].

\$ 1 – 999,997 DK/RF → GO TO G84FF2



The amount entered is: [G84F] per ____

- SELECT the unit of time below

5. Month 6. Year 7. Other-specify (G84FPERSPEC. Specify. (String 100))

(WEB) How much was from veteran's benefits in [PYEAR]?

\$ 1 – 999,997 .00 per 5. Month 6. Year

CHECK: Please enter a number from 1 to 999997.

7. Other - Please specify: (G84FPERSPEC)

SIGNAL: Please select a unit of time.

G84FF2 RULE: Whether Per Month Selected

Month Response (G84FPER=5)

All Others

→ ASK G84G–G84M3 Then GO TO G88CKPT



G84FF2. (CATI) [CYNAMF] [CYNAML]: [CYAQRTH], [CYFUHU], Age [AGEIWDAT] [(Respondent)]

How many months of [PYEAR] did [you / he / she] receive income from veteran's benefits?

- If needed: This includes all types of VA (Veterans Administration) income [you / he / she] received in [PYEAR].

1 – 12

(WEB) How many months of [PYEAR] did [you / he / she] receive income from veteran's benefits?

1 – 12

G84=7. Pensions, annuities

G84G, G84GPER. (CATI) [CYNAMF] [CYNAML]: [CYAQRTH], [CYFUHU], Age [AGEIWDAT] [(Respondent)]

How much was from pensions or annuities (in [PYEAR])?

- ENTER amount here, then SELECT unit of time on next screen (Month, Year)

\$ 1 – 999,997 DK/RF → GO TO G84GG2



The amount entered is: [G84G] per ____

- SELECT the unit of time below

5. Month 6. Year 7. Other-specify (G84GPERSPEC. Specify. (String 100))

(WEB) How much was from pensions or annuities in [PYEAR]?

\$ 1 – 999,997 .00 per 5. Month 6. Year

CHECK: Please enter a number from 1 to 999997.

7. Other - Please specify: (G84GPERSPEC)

SIGNAL: Please select a unit of time.

G84GG2 RULE: Whether Per Month Selected

Month Response (G84GPER=5)	All Others	→ ASK G84H–G84M3 Then GO TO G88CKPT
↓		

G84GG2. (CATI) [CYNAMF] [CYNAML]: [CYAQRTH], [CYFUHU], Age [AGEIWDAT] [(Respondent)]

How many months of [PYEAR] did [you / he / she] receive income from pensions or annuities?

1 – 12

(WEB) How many months of [PYEAR] did [you / he / she] receive income from pensions or annuities?

1 – 12

G84=8. Unemployment compensation

G84H, G84HPER. (CATI) [CYNAMF] [CYNAML]: [CYAQRTH], [CYFUHU], Age [AGEIWDAT] [(Respondent)]

How much was from unemployment compensation (in [PYEAR])?

- ENTER amount here, then SELECT unit of time on next screen (Week, Two weeks, Month, Year)

\$ 1 – 999,997 DK/RF → GO TO G84HH2



The amount entered is: [G84H] per ____

- SELECT the unit of time below

3. Week 4. Two weeks 5. Month 6. Year

7. Other-specify (G84HPERSPEC. Specify. (String 100))

(WEB) How much was from unemployment compensation in [PYEAR]?

\$ 1 – 999,997 .00 per 3. Week 4. Two weeks 5. Month 6. Year

CHECK: Please enter a
number from 1 to 999997.

7. Other - Please specify: (G84HPERSPEC)

SIGNAL: Please select a unit of time.

G84HH2 RULE: Whether Per Week or Month Selected

Week or Month Response (G84HPER=3-5)	All Others	→ ASK G84J–G84M3 Then GO TO G88CKPT
↓		

G84HH2. (CATI) [CYNAMF] [CYNAML]: [CYAQRTH], [CYFUHU], Age [AGEIWDAT] [(Respondent)]

How many [weeks / months] of [PYEAR] did [you / he / she] receive income from unemployment compensation?

1 – [12/52]

(WEB) How many [weeks / months] of [PYEAR] did [you / he / she] receive income from unemployment compensation?

1 – [12/52]

G84=9. Workers compensation

G84J, G84JPER. (CATI) [CYNAMF] [CYNAML]: [CYAQRTH], [CYFUHU], Age [AGEIWDAT] [(Respondent)]

How much was from worker's compensation (in [PYEAR])?

- ENTER amount here, then SELECT unit of time on next screen (Month, Year)

\$ 1 – 999,997 DK/RF → GO TO G84JJ2



The amount entered is: [G84J] per ____

- SELECT the unit of time below

5. Month 6. Year 7. Other-specify (G84JPERSPEC. Specify. (String 100))

(WEB) How much was from worker's compensation in [PYEAR]?

\$ 1 – 999,997 .00 per 5. Month 6. Year

CHECK: Please enter a
number from 1 to 999997.

7. Other - Please specify: (G84JPERSPEC)

SIGNAL: Please select a unit of time.

G84JJ2 RULE: Whether Per Month Selected

Month Response (G84JPER=5)

All Others

→ ASK G84K–G84M3 Then GO TO G88CKPT



G84JJ2. (CATI) [CYNAMF] [CYNAML]: [CYAQRTH], [CYFUHU], Age [AGEIWDAT] [(Respondent)]

How many months of [PYEAR] did [you / he / she] receive income from worker's compensation?

1 – 12

(WEB) How many months of [PYEAR] did [you / he / she] receive income from worker's compensation?

1 – 12

G84=10. Child support

G84K, G84KPER. (CATI) [CYNAMF] [CYNAML]: [CYAQRTH], [CYFUHU], Age [AGEIWDAT] [(Respondent)]

How much was from child support (in [PYEAR])?

- ENTER amount here, then SELECT unit of time on next screen (Week, Two weeks, Month, Year)

\$ 1 – 999,997 DK/RF → GO TO G84KK2



The amount entered is: [G84K] per ____

- SELECT the unit of time below

5. Month 6. Year

7. Other-specify (G84KPERSPEC. Specify. (String 100))

(WEB) How much was from child support in [PYEAR]?

\$ 1 – 999,997 .00 per 5. Month 6. Year

CHECK: Please enter a
number from 1 to 999997.

7. Other - Please specify: (G84KPERSPEC)

SIGNAL: Please select a unit of time.

G84KK2 RULE: Whether Per Month Selected

Month Response (G84KPER=5)	All Others	→ ASK G84L–G84M3 Then GO TO G88CKPT
↓		

G84KK2. (CATI) [CYNAMF] [CYNAML]: [CYAQRTH], [CYFUHU], Age [AGEIWDAT] [(Respondent)]

How many months of [PYEAR] did [you / he / she] receive income from child support?

1 – 12

(WEB) How many months of [PYEAR] did [you / he / she] receive income from child support?

1 – 12

G84=11. Help from relatives

G84L, G84LPER. (CATI) [CYNAMF] [CYNAML]: [CYAQRTH], [CYFUHU], Age [AGEIWDAT] [(Respondent)]

How much was received from relatives (in [PYEAR])?

- This must be from non-FU members
- ENTER amount here, then SELECT unit of time on next screen (Week, Two weeks, Month, Year)

\$ 1 – 999,997 DK/RF → GO TO G84LL2



The amount entered is: [G84L] per ____

- SELECT the unit of time below

5. Month 6. Year

7. Other-specify (G84LPERSPEC. Specify. (String 100))

(WEB) How much was received from relatives in [PYEAR]?

Please do not include amounts from relatives living with you.

\$ 1 – 999,997 .00 per 5. Month 6. Year

CHECK: Please enter a
number from 1 to 999997.

7. Other - Please specify: (G84LPERSPEC)

SIGNAL: Please select a unit of time.

G84LL2 RULE: Whether Per Month Selected

Month Response (G84LPER=5)	All Others	→ ASK G84M3 Then GO TO G88CKPT
↓		

G84LL2. (CATI) [CYNAMF] [CYNAML]: [CYAQRTH], [CYFUHU], Age [AGEIWDAT] [(Respondent)]

How many months of [PYEAR] did [you / he / she] receive income from relatives?

1 – 12

(WEB) How many months of [PYEAR] did [you / he / she] receive income from relatives?

1 – 12

G84=12. Other income

G84M. (CATI) [CYNAMF] [CYNAML]: [CYAQRTH], [CYFUHU], Age [AGEIWDAT] [(Respondent)]

What was that other income from (in [PYEAR])?

- IF R mentions income from a job, PROBE for these details:
- Occ/Ind: What was [your / his / her] occupation? What sort of work did [you / he / she] do? (DO NOT PROBE)
- Start/End: What month and year did [you / he / she] start that job? End that job?
- Job Title/Commute: What was [your / his / her] official job title? On a typical day, how many minutes was [your / his / her] round trip commute to and from work?
- Work Hours: How many weeks did [you / he / she] work at that job in [PYEAR]? On average, how many hours per week did [you / he / she] work in [PYEAR]?

Open End

(WEB) What was that other income from in [PYEAR]?

If this income comes from a job, please tell us: the type of work done, start (and end) dates, job title, round-trip commute time, the number of weeks worked in [PYEAR], and the average number of hours per week worked in [PYEAR].

Open End

G84MM, G84MMPER. (CATI) [CYNAMF] [CYNAML]: [CYAQRTH], [CYFUHU], Age [AGEIWDAT] [(Respondent)]

How much was that from that (other income) (in [PYEAR])?

- ENTER amount here, then SELECT unit of time on next screen (Week, Two weeks, Month, Year)

\$ 1 – 999,997 DK/RF → GO TO G84M4



The amount entered is: [G84MM] per ____

- SELECT the unit of time below

5. Month 6. Year

7. Other-specify (G84MMPERSPEC. Specify. (String 100))

(WEB) How much was it in [PYEAR]?

\$ 1 – 999,997 .00 per 5. Month 6. Year

CHECK: Please enter a number from 1 to 999997.

7. Other - Please specify: (G84MMPERSPEC)

SIGNAL: Please select a unit of time.

G84M4 RULE: Whether Per Month Selected

Month Response (G84M3PER=5)

All Others

→ GO TO G88CKPT



G84M4. (CATI) [CYNAMF] [CYNAML]: [CYAQRTH], [CYFUHU], Age [AGEIWDAT] [(Respondent)]

How many months of [PYEAR] did [you / he / she] receive income from that other income?

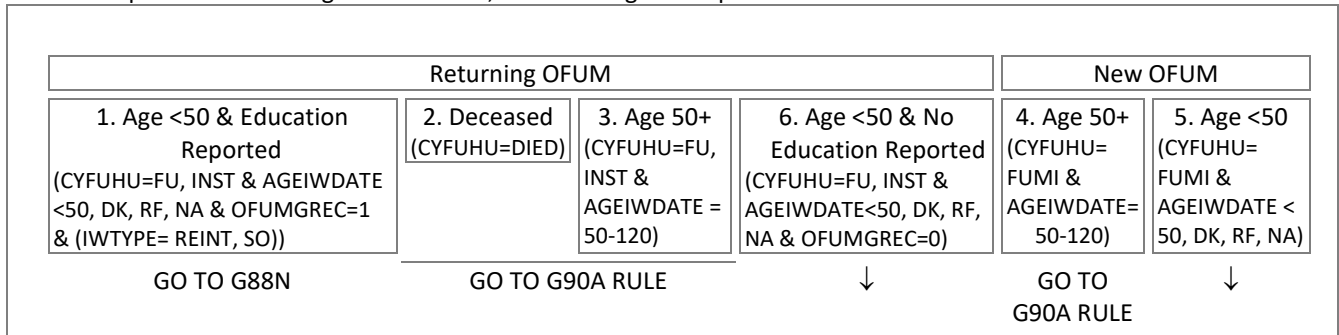
1 – 12

(WEB) How many months of [PYEAR] did [you / he / she] receive income from that other income?

1 – 12

New OFUM Age 16-49 Education

G88CKPT. CAI Checkpoint: Whether Big OFUM is New, or Returning and Reported Education Last Wave



SECTION_G.G73_G90[1..24].G88AG88M3 [1..24]=AQSN of FU Member

G88A. (CATI) [CYNAMF] [CYNAML]: [CYAQRTH], [CYFUHU], Age [AGEIWDAT] [(Respondent)]

Where did [you / [CYNAMF] [CYNAML]] receive [your / her / his] education — in the United States, outside the United States, or both?

1. United States only	2. Outside U.S. only	3. Both in U.S. and outside	DK	5. Had no education	RF
GO TO G88B1	GO TO G88LCKPT	GO TO G88B1		GO TO G88LCKPT	

(WEB) Where did [you / [CYNAMF] [CYNAML]] receive [your / her / his] education?

1. United States only	2. Outside United States only	3. Both in the United States and outside the United States	5. Had no education	NA
GO TO G88B1	GO TO G88LCKPT	GO TO G88B1	GO TO G88LCKPT	

G88B1. (CATI) [CYNAMF] [CYNAML]: [CYAQRTH], [CYFUHU], Age [AGEIWDAT] [(Respondent)]

Now I would like to talk about the education [you have / he has / she has] received. Did [you / he / she] graduate from high school, get a GED, or neither?

- ENTER [3] if R says OFUM is still in school (attending grade 1-12) or working on a GED

1. Graduated from high school	2. Got a GED	3. Neither	DK/RF
GO TO G88B2MO	GO TO G88C1	GO TO G88E1	GO TO G88F1

(WEB) Did [you / she / he] graduate from high school, get a GED, or neither?

1. Yes, graduated from high school	2. Yes, received a GED	3. No, neither	NA
GO TO G88B2MO	GO TO G88C1	GO TO G88E1	GO TO G88F1

G88B2MO, G88B2YR. (CATI) [CYNAMF] [CYNAML]: [CYAQRTH], [CYFUHU], Age [AGEIWDAT] [(Respondent)]

In what month and year did [you / he / she] graduate?

- SELECT Month and [Enter] to go to next screen for year
- IF NECESSARY: What would be your best estimate?

Select ▾	1. January	5. May	9. September	21. Winter (Dec-Feb)
	2. February	6. June	10. October	22. Spring (Mar-May)
	3. March	7. July	11. November	23. Summer (Jun-Aug)
	4. April	8. August	12. December	24. Fall (Sep-Nov)

(In what month and year did [you / he / she] graduate?)

- The month entered is: [G88BMO]
- ENTER the year below

1920 – [CYEAR]	→ GO TO G88F1
----------------	---------------

(WEB) In what month and year did [you / he / she] graduate?

If you do not know the month, please select the season.

Select ▾	Month or	1. January	5. May	9. September	21. Winter (Dec-Feb)
	Season	2. February	6. June	10. October	22. Spring (Mar-May)
		3. March	7. July	11. November	23. Summer (Jun-Aug)
		4. April	8. August	12. December	24. Fall (Sep-Nov)

1920 – [CYEAR]	Year
----------------	------

GO TO G88F1

CHECK: Please enter a date before today.

G88C1. (CATI) [CYNAMF] [CYNAML]: [CYAQRTH], [CYFUHU], Age [AGEIWDAT] [(Respondent)]

What was the highest grade [you / he / she] completed prior to getting [your / her / his] GED?

- Record last grade finished prior to receiving GED

0. None	1. First grade	2. Second grade	3. Third grade
GO TO G88D1MO	4. Fourth grade	5. Fifth grade	6. Sixth grade
	7. Seventh grade	8. Eighth grade	9. Ninth grade
	10. Tenth grade	11. Eleventh grade	
			DK/RF → GO TO G88D1MO

GO TO G88C2MO

(WEB) What was the highest grade [you / he / she] completed in school prior to getting [your / her / his] GED?

0. None	1. First grade	2. Second grade	3. Third grade
GO TO G88D1MO	4. Fourth grade	5. Fifth grade	6. Sixth grade
	7. Seventh grade	8. Eighth grade	9. Ninth grade
	10. Tenth grade	11. Eleventh grade	
			NA → GO TO G88D1MO

GO TO G88C2MO

G88C2MO, G88C2YR. (CATI) [CYNAMF] [CYNAML]: [CYAQRTH], [CYFUHU], Age [AGEIWDAT] [(Respondent)]

In what month and year did [you / he / she] complete [G88C1]?

- SELECT Month and [Enter] to go to next screen for year
- IF NECESSARY: What would be your best estimate?

Select ▾	1. January	5. May	9. September	21. Winter (Dec-Feb)
	2. February	6. June	10. October	22. Spring (Mar-May)
	3. March	7. July	11. November	23. Summer (Jun-Aug)
	4. April	8. August	12. December	24. Fall (Sep-Nov)

(In what month and year did [you / he / she] complete [G88C1]?)

The month entered is: [G88C2MO]

- ENTER the year below

1920 – [CYEAR]

(WEB) In what month and year did [you / he / she] complete [G88C1]?

If you do not know the month, please select the season.

Select ▾	Month or	1. January	5. May	9. September	21. Winter (Dec-Feb)
	Season	2. February	6. June	10. October	22. Spring (Mar-May)
		3. March	7. July	11. November	23. Summer (Jun-Aug)
		4. April	8. August	12. December	24. Fall (Sep-Nov)

1920 – [CYEAR]	Year
----------------	------

CHECK: Please enter a date before today.

G88D1MO, G88D1YR. (CATI) [CYNAMF] [CYNAML]: [CYAQRTH], [CYFUHU], Age [AGEIWDAT] [(Respondent)]

In what month and year did [you / he / she] receive [your / her / his] GED?

- SELECT Month and [Enter] to go to next screen for year
- IF NECESSARY: What would be your best estimate?

Select ▾	1. January	5. May	9. September	21. Winter (Dec-Feb)
	2. February	6. June	10. October	22. Spring (Mar-May)
	3. March	7. July	11. November	23. Summer (Jun-Aug)
	4. April	8. August	12. December	24. Fall (Sep-Nov)

(In what month and year did [you / he / she] receive [your / her / his] GED?)

The month entered is: [G88D1MO]

- ENTER the year below

[1920 – [CYEAR]] → GO TO G88F1

(WEB) In what month and year did [you / he / she] receive [your / her / his] GED?

If you do not know the month, please select the season.

Select ▾	Month or	1. January	5. May	9. September	21. Winter (Dec-Feb)
	Season	2. February	6. June	10. October	22. Spring (Mar-May)
		3. March	7. July	11. November	23. Summer (Jun-Aug)
		4. April	8. August	12. December	24. Fall (Sep-Nov)

[1920 – [CYEAR]] Year

GO TO G88F1

CHECK: Please enter a date before today.

G88E1. (CATI) [CYNAMF] [CYNAML]: [CYAQRTH], [CYFUHU], Age [AGEIWDAT] [(Respondent)]

What was the highest grade [you / he / she] completed in school?

- Record last grade finished

0. None	1. First grade	2. Second grade	3. Third grade
GO TO G88F1	4. Fourth grade	5. Fifth grade	6. Sixth grade
	7. Seventh grade	8. Eighth grade	9. Ninth grade
	10. Tenth grade	11. Eleventh grade	DK/RF → GO TO G88F1

GO TO G88E2MO

(WEB) What was the highest grade [you/he/she] completed in school?

0. None	1. First grade	2. Second grade	3. Third grade
GO TO G88F1	4. Fourth grade	5. Fifth grade	6. Sixth grade
	7. Seventh grade	8. Eighth grade	9. Ninth grade
	10. Tenth grade	11. Eleventh grade	NA → GO TO G88F1

GO TO G88E2MO

G88E2MO, G88E2YR. (CATI) [CYNAMF] [CYNAML]: [CYAQRTH], [CYFUHU], Age [AGEIWDAT] [(Respondent)]

In what month and year did [you / he / she] complete [G88E1]?

- SELECT Month and [Enter] to go to next screen for year
- IF NECESSARY: What would be your best estimate?

Select ▾	1. January	5. May	9. September	21. Winter (Dec-Feb)
	2. February	6. June	10. October	22. Spring (Mar-May)
	3. March	7. July	11. November	23. Summer (Jun-Aug)
	4. April	8. August	12. December	24. Fall (Sep-Nov)

(In what month and year did [you / he / she] complete [G88E1]?)

The month entered is: [G88E2MO]

- ENTER the year below

1920 – [CYEAR]

(WEB) In what month and year did [you / he / she] complete [G88E1]?

If you do not know the month, please select the season.

Select ▾	Month or	1. January	5. May	9. September	21. Winter (Dec-Feb)
	Season	2. February	6. June	10. October	22. Spring (Mar-May)
		3. March	7. July	11. November	23. Summer (Jun-Aug)
		4. April	8. August	12. December	24. Fall (Sep-Nov)

1920 – [CYEAR] Year

CHECK: Please enter a date before today.

G88F1. (CATI) [CYNAMF] [CYNAML]: [CYAQRTH], [CYFUHU], Age [AGEIWDAT] [(Respondent)]

Did [you / he / she] attend college?

1. Yes 5. No → GO TO G88LCKPT

GO TO G88F2MO

(WEB) Did [you / he / she] attend college?

1. Yes 5. No → GO TO G88LCKPT

GO TO G88F2MO

G88F2MO, G882FYR. (CATI) [CYNAMEF] [CYNAML]: [CYAQRTH], [CYFUHU], Age [AGEIWDAT] [(Respondent)]

In what month and year did [you / he / she] last attend college?

- If R says "still in school", ENTER Don't Know here and ENTER Still in School on the Year screen
- SELECT Month and [Enter] to go to next screen for year
- NECESSARY: What would be your best estimate?

Select ▾	1. January	5. May	9. September	21. Winter (Dec-Feb)
	2. February	6. June	10. October	22. Spring (Mar-May)
	3. March	7. July	11. November	23. Summer (Jun-Aug)
	4. April	8. August	12. December	24. Fall (Sep-Nov)

(In what month and year did [you / he / she] last attend college?)

The month entered is: [G88F2MO]

- ENTER the year below

1920 – [CYEAR]	<input type="radio"/> 9996. Still in school (SP_0B)
----------------	---

(WEB) In what month and year did [you / he / she] last attend college?

If you do not know the month, please select the season.

Select ▾	Month or	1. January	5. May	9. September	21. Winter (Dec-Feb)
	Season	2. February	6. June	10. October	22. Spring (Mar-May)
		3. March	7. July	11. November	23. Summer (Jun-Aug)
		4. April	8. August	12. December	24. Fall (Sep-Nov)

1920 – [CYEAR]	Year
----------------	------

<input type="radio"/> 9996. Still in school (SP_0B)

CHECK: Please enter a date before today.

G88G. (CATI) [CYNAMEF] [CYNAML]: [CYAQRTH], [CYFUHU], Age [AGEIWDAT] [(Respondent)]

What is the highest year of college [you have / he has / she has] completed?

- IF R gives a degree: How many years of college [have you / has he / has she] completed?
We'll talk about any college degrees [you have / he has / she has] earned next.

0. Less than one year	1. One year	2. Two years	3. Three years
GO TO G88LCKPT	4. Four years	5. Five years or more	DK/RF

GO TO G88H1

(WEB) What is the highest year of college [you have / have / he has / she has] completed?

0. Less than one year	1. One year	2. Two years	3. Three years
GO TO G88LCKPT	4. Four years	5. Five years or more	NA

GO TO G88H1

G88H1. (CATI) [CYNAMEF] [CYNAML]: [CYAQRTH], [CYFUHU], Age [AGEIWDAT] [(Respondent)]

Did [you / he / she] receive a college degree?

1. Yes	5. No	→ GO TO G88LCKPT
--------	-------	------------------

GO TO G88H2

(WEB) Did [you / he / she] receive a college degree?

1. Yes	5. No	→ GO TO G88LCKPT
--------	-------	------------------

GO TO G88H2

G88H2. (CATI) [CYNAMF] [CYNAML]: [CYAQRTH], [CYFUHU], Age [AGEIWDAT] [(Respondent)]

What is the highest college degree [you have / he has / she has] received?

- PROBE for the highest degree received

1. Associate's degree (AA)	3. Master's degree (MA, MS, MBA)
2. Bachelor's degree (BA/BS)	4. Doctorate (PhD)
DK/RF	5. Law Degree (LLB, JD)
	6. Medical degree (MD, DDS, DVM, DO)
	97. Other-specify (G88H2SPEC. Specify (String 100))
	GO TO G88H3

GO TO G88J

(WEB) What is the highest college degree [you have / he has / she has] received?

1. Associate's degree (AA)	3. Master's degree (MA, MS, MBA)
2. Bachelor's degree (BA/BS)	4. Doctorate (PhD)
NA	5. Law Degree (LLB, JD)
	6. Medical degree (MD, DDS, DVM, DO)
	97. Other - Please specify: (G88H2SPEC)
	GO TO G88H3

GO TO G88J

G88H3. (CATI) [CYNAMF] [CYNAML]: [CYAQRTH], [CYFUHU], Age [AGEIWDAT] [(Respondent)]

What was [your / her / his] major or majors at the college or university from which [you / he / she] received [your / his / her] bachelor's degree?

- Probe for details and dual majors

String 100

(WEB) What was [your / her / his] major or majors at the college or university from which [you / he / she] received [your / his / her] BACHELOR'S degree?

String 100

G88H4. (CATI) [CYNAMF] [CYNAML]: [CYAQRTH], [CYFUHU], Age [AGEIWDAT] [(Respondent)]

What was the name of the college or university?

- If needed: What was the name of the college or university from which [you / he / she] received [your / her / his] bachelor's degree?

String 100

(WEB) What was the name of the college or university from which [you / he / she] received [your / her / his] BACHELOR'S degree?

String 100

G88H5COUNTRY (G88H5CTRYNAME), G88H5CITY, G88H5STATE (G88H5STABBR).

(CATI) [CYNAMF] [CYNAML]: [CYAQRTH], [CYFUHU], Age [AGEIWDAT] [(Respondent)]

Where was it located? (In what country was that?)

- **If needed:** In what country was the college or university from which [you / she / he] received [your / her / his] bachelor's degree?
- **ENTER [185 UNITED STATES]** for Puerto Rico, U.S. Virgin Islands, Guam, American Samoa or the Northern Mariana Islands

1 – 193 (Defaults to 185/US)

(In what city was that?)

- **If needed:** In what city was the college or university from which [you / he / she] received [your / her / his] bachelor's degree?

(In what state was that?) (For COUNTRY=185)

- **If needed:** In what state was the college or university from which [you / he / she] received [your / her / his] bachelor's degree?

1 – 57 (Assigned 57/FC if Country<>185)

(WEB) Where was the college or university from which [you / he / she] received [your / her / his] BACHELOR'S degree?

Country

1 – 193 (Defaults to 185/US)

United States includes Puerto Rico, U.S. Virgin Islands, Guam, American Samoa and the Northern Mariana Islands

City

State

1 – 57 (Assigned 57/FC if Country<>185)

G88H6MO, G88H6YR. (CATI) [CYNAMF] [CYNAML]: [CYAQRTH], [CYFUHU], Age [AGEIWDATE] [(Respondent)]

In what month and year did [you / he / she] receive [your / his / her] bachelor's degree?

- SELECT Month and [Enter] to go to next screen for year
- IF NECESSARY: What would be your best estimate?

Select ▾	1. January	5. May	9. September	21. Winter (Dec-Feb)
	2. February	6. June	10. October	22. Spring (Mar-May)
	3. March	7. July	11. November	23. Summer (Jun-Aug)
	4. April	8. August	12. December	24. Fall (Sep-Nov)

(In what month and year did [you / he / she] receive [your / his / her] bachelor's degree?)

The month entered is: [G88H6MO]

- ENTER the year below

1920 – [CYEAR]

(WEB) In what month and year did [you / he / she] receive [your / his / her] BACHELOR'S degree?

If you do not know the month, please select the season.

Select ▾	Month or	1. January	7. July	21. Winter (Dec-Feb)
	Season	2. February	8. August	22. Spring (Mar-May)
		3. March	9. September	23. Summer (Jun-Aug)
		4. April	10. October	24. Fall (Sep-Nov)
		5. May	11. November	
		6. June	12. December	

1920 – [CYEAR] Year

CHECK: Please enter a date before today.

G88J. (CATI) [CYNAMF] [CYNAML]: [CYAQRTH], [CYFUHU], Age [AGEIWDATE] [(Respondent)] [G88H2]

(And) What was [your / her / his] [G88H2=BACHELORS: major or majors / ALL OTHERS: area of study] at the college or university from which [you / he / she] received [your / his / her] highest degree?

- Probe for details and dual majors

String 100

(WEB) What was [your / her / his] [G88H2=BACHELORS: major or majors / ALL OTHERS: area of study] at the college or university from which [you / he / she] received [your / his / her] HIGHEST degree?

String 100

G88K1. (CATI) [CYNAMF] [CYNAML]: [CYAQRTH], [CYFUHU], Age [AGEIWDATE] [(Respondent)] [G88H2]

What was the name of the college or university?

- If needed: What was the name of the college or university from which [you / he / she] received [your / her / his] highest degree?

String 100

(WEB) What was the name of the college or university from which [you / he / she] received [your / her / his] HIGHEST degree?

String 100

G88K2COUNTRY (G88K2CTRYNAME), G88K2CITY, G88K2STATE (G88K2STABBR).

(CATI) [CYNAMEF] [CYNAMEL], [CYAQRTH], [AGEIWDATE] [G88H2]

Where was it located? (In what country was that?)

- **If needed:** In what country was the college or university from which [you / she / he] received [your / her / his] bachelor's degree?
- **ENTER [185 UNITED STATES] for Puerto Rico, U.S. Virgin Islands, Guam, American Samoa or the Northern Mariana Islands**

Select ▾ 1 – 193 (Defaults to 185/US)

(In what city was that?)

- **If needed:** In what city was the college or university from which [you / he / she] received [your / her / his] highest degree?

String 100

(In what state was that?) (For COUNTRY=185)

- **If needed:** In what state was the college or university from which [you / he / she] received [your / her / his] highest degree?

Select ▾ 1 – 57 (Assigned 57/FC if Country<>185)

(WEB) Where was the college or university from which [you / he / she] received [your / her / his] HIGHEST degree?

Country

Select ▾ 1 – 193 (Defaults to 185/US)

United States includes Puerto Rico, U.S.
Virgin Islands, Guam, American Samoa
and the Northern Mariana Islands

City

String 100

State

Select ▾ 1 – 57 (Assigned 57/FC if Country<>185)

G88K3MO, G88K3YR. (CATI) [CYNAMEF] [CYNAMEL]: [CYAQRTH], [CYFUHU], Age [AGEIWDATE] [(Respondent)] [G88H2]

In what month and year did [you / he / she] receive [your / his / her] highest degree?

- **SELECT Month and [Enter] to go to next screen for year**
- **IF NECESSARY:** What would be your best estimate?

Select ▾

1. January	5. May	9. September	21. Winter (Dec-Feb)
2. February	6. June	10. October	22. Spring (Mar-May)
3. March	7. July	11. November	23. Summer (Jun-Aug)
4. April	8. August	12. December	24. Fall (Sep-Nov)

(In what month and year did [you / he / she] receive [your / his / her] highest degree?)

The month entered is: [G88K3MO]

- **ENTER the year below**

1920 – [CYEAR]

(WEB) In what month and year did [you / he / she] receive [your / his / her] HIGHEST degree?

If you do not know the month, please select the season.

Select ▾

Month or	1. January	5. May	9. September	21. Winter (Dec-Feb)
Season	2. February	6. June	10. October	22. Spring (Mar-May)
	3. March	7. July	11. November	23. Summer (Jun-Aug)
	4. April	8. August	12. December	24. Fall (Sep-Nov)

1920 – [CYEAR] Year

CHECK: Please enter a date before today.

G88LCKPT. CAI Checkpoint: Where OFUM Educated

1. Outside U.S. (G88A=2, 3)	3. U.S. Only (G88A=1, DK)	5. All Others (G88A=5, RF, NA)
↓	GO TO G88M2CKPT	GO TO G90A RULE

G88L. (CATI) [CYNAMF] [CYNAML]: [CYAQRTH], [CYFUHU], Age [AGEIWDAT] [(Respondent)]

How many years of school did [you / he / she] complete outside of the U.S.?

1 – 25

(WEB) How many years of school did [you / he / she] complete outside of the U.S.?

1 – 25 Number of years

CHECK: Please enter a number from 1 to 25.

G88M1. (CATI) [CYNAMF] [CYNAML]: [CYAQRTH], [CYFUHU], Age [AGEIWDAT] [(Respondent)]

What was the highest degree or certificate [you / he / she] earned outside the U.S.?

String 100

(WEB) What was the highest degree or certificate [you / he / she] earned outside the U.S.?

String 100

G88M2CKPT. CAI Checkpoint: Whether OFUM Still in School

1. Still in School (G88F2MO=96 or G88F2YR=9996)	→ GO TO G88M3	5. All Others
		↓

G88M2. (CATI) [CYNAMF] [CYNAML]: [CYAQRTH], [CYFUHU], Age [AGEIWDAT] [(Respondent)]

[Are you / Is he / Is she] currently attending or enrolled in regular school? Regular school includes high school and schooling that leads to a college or professional school degree.

1. Yes

5. No

→ GO TO G90A RULE

GO TO G88M3

(WEB) [Are you / Is he / Is she] currently attending or enrolled in regular school?

Regular school includes high school and schooling that leads to a college or professional school degree.

1. Yes

5. No

→ GO TO G90A RULE

GO TO G88M3

G88M3. (CATI) [CYNAMF] [CYNAML]: [CYAQRTH], [CYFUHU], Age [AGEIWDAT] [(Respondent)]

[G88M2CKPT=STILL IN SCHOOL: Earlier you said [you are / [CYNAMF] is] still in school.] What grade or year [are you / is he / is she] currently attending?

1. First grade	2. Second grade	3. Third grade	4. Fourth grade	5. Fifth grade
6. Sixth grade	7. Seventh grade	8. Eighth grade	9. Ninth grade	10. Tenth grade
11. Eleventh grade	12. 12 th grade or working toward GED	13. 1 st year of college (freshman)		
14. 2 nd year of college (sophomore)	15. 3 rd year of college (junior)			
16. 4 th year of college (senior)	17. 5 th year of college or higher			
18. Post-graduate work				

GO TO G90A RULE

(WEB) [G88M2CKPT=STILL IN SCHOOL: Earlier you reported that [you are / [CYNAMF] is] still in school.]

What grade or year [are you / is he / is she] currently attending?

1. First grade	2. Second grade	3. Third grade	4. Fourth grade	5. Fifth grade
6. Sixth grade	7. Seventh grade	8. Eighth grade	9. Ninth grade	10. Tenth grade
11. Eleventh grade	12. 12 th grade or working toward GED		13. 1 st year of college (freshman)	
14. 2 nd year of college (sophomore)		15. 3 rd year of college (junior)		
16. 4 th year of college (senior)		17. 5 th year of college or higher		
18. Post-graduate work				

GO TO G90A RULE

End G88AG88M3

Returning OFUM Age 16-49 Education

SECTION_G.G73_G90[1..24].G88NG88DD [1..24]=AQS of FU Member

G88N. (CATI) [CYNAMF] [CYNAML]: [CYAQRTH], [CYFUHU], Age [AGEIWDAT] [(Respondent)]

Now I would like to talk about the education [you have / [CYNAMF] [CYNAML] has] received.

[Have you / Has [CYNAMF] [CYNAML]] attended regular school since our last interview on [PYIWDAT]? Regular school includes high school and schooling that leads to a college or professional school degree.

- ENTER [2] for "still in school"
- If R says only "yes", PROBE: [Are you / Is [CYNAMF] [CYNAML]] currently attending school?

2. Yes, and still attending regular school	5. No, neither	DK/RF
1. Yes, but not currently attending regular school	GO TO G88CCCKPT	

GO TO G88O

(WEB) The next questions are about the education [you have / [CYNAMF] [CYNAML] has] received.

[Have you / Has [CYNAMF] [CYNAML]] attended regular school since your last interview on [PYIWDAT]? Regular school includes high school and schooling that leads to a college or professional school degree.

2. Yes, and still attending regular school	5. No, neither	NA
1. Yes, but not currently attending regular school	GO TO G88CCCKPT	

GO TO G88O

G88O. (CATI) [CYNAMF] [CYNAML]: [CYAQRTH], [CYFUHU], Age [AGEIWDAT] [(Respondent)]

Since our last interview on [PYIWDAT], where did [you / [CYNAMF] [CYNAML]] receive [your / her / his] education — in the United States, outside the United States, or both?

<input type="checkbox"/> 1. United States only	<input type="checkbox"/> 2. Outside U.S. only	<input type="checkbox"/> 3. Both in U.S. and outside	<input type="checkbox"/> DK	<input type="checkbox"/> RF	→ GO TO
GO TO G88P1CKPT	GO TO G88AACKPT	GO TO G88P1CKPT			G88AACKPT

(WEB) Since [PYIWDAT], where did [you / [CYNAMF] [CYNAML]] receive [your / her / his] education?

<input type="checkbox"/> 1. United States only	<input type="checkbox"/> 2. Outside United States only	<input type="checkbox"/> 3. Both in the United States and outside the United States	<input type="checkbox"/> NA	→ GO TO
GO TO G88P1CKPT	GO TO G88AACKPT			G88AACKPT
		GO TO G88P1CKPT		

G88P1CKPT. CAI Checkpoint: Whether Preloaded Education Level is Less Than HS Grad/GED

<input type="checkbox"/> 1. <HS Grad/GED (PYPERINFO.COMPEDUC=0-11, DK, RF)	<input type="checkbox"/> 5. All Others	→ GO TO G88T1
--	--	---------------



G88P1. (CATI) [CYNAMF] [CYNAML]: [CYAQRTH], [CYFUHU], Age [AGEIWDAT] [(Respondent)]

(Since our last interview on [PYIWDAT],) did [you / he / she] graduate from high school, get a GED, or neither?

- ENTER [3] if R says OFUM is still in school (attending grade 1-12) or working on a GED

<input type="checkbox"/> 1. Graduated from high school	<input type="checkbox"/> 2. Got a GED	<input type="checkbox"/> 3. Neither	<input type="checkbox"/> DK/RF	→ GO TO G88T1
GO TO G88P2MO	GO TO G88Q1	GO TO G88S1		

(WEB) Since your last interview on [PYIWDAT], did [you / he / she] graduate from high school, get a GED, or neither?

<input type="checkbox"/> 1. Yes, graduated from high school	<input type="checkbox"/> 2. Yes, received a GED	<input type="checkbox"/> 3. No, neither	<input type="checkbox"/> NA	→ GO TO
GO TO G88P2MO	GO TO G88Q1	GO TO G88S1		G88T1

G88P2MO, G88P2YR. (CATI) [CYNAMF] [CYNAML]: [CYAQRTH], [CYFUHU], Age [AGEIWDAT] [(Respondent)]

In what month and year did [you / he / she] graduate?

- If needed: Between our last interview on [PYIWDAT] and now
- SELECT Month and [Enter] to go to next screen for year
- IF NECESSARY: What would be your best estimate?

Select ▾	1. January	5. May	9. September	21. Winter (Dec-Feb)
	2. February	6. June	10. October	22. Spring (Mar-May)
	3. March	7. July	11. November	23. Summer (Jun-Aug)
	4. April	8. August	12. December	24. Fall (Sep-Nov)

(In what year did [you / he / she] graduate?)

- If needed: Between our last interview on [PYIWDAT] and now
- The month entered is: [G88P2MO]
- ENTER the year below

Select ▾ [P2YEAR] – [CYEAR]

GO TO G88T1

(WEB) In what month and year did [you / he / she] graduate between your last interview on [PYIWDAT] and now?

If you do not know the month, please select the season.

Select ▾	Month or	1. January	7. July	21. Winter (Dec-Feb)
	Season	2. February	8. August	22. Spring (Mar-May)
		3. March	9. September	23. Summer (Jun-Aug)
		4. April	10. October	24. Fall (Sep-Nov)
		5. May	11. November	
		6. June	12. December	

Select ▾ Year [P2YEAR] – [CYEAR]

GO TO G88T1

CHECK: Please enter a date before today.

G88Q1. (CATI) [CYNAMF] [CYNAML]: [CYAQRTH], [CYFUHU], Age [AGEIWDAT] [(Respondent)]

What was the highest grade [you / he / she] completed prior to getting [your / her / his] GED?

- Record last grade finished prior to receiving GED

0. None	1. First grade	2. Second grade	3. Third grade
GO TO	4. Fourth grade	5. Fifth grade	6. Sixth grade
G88R1MO	7. Seventh grade	8. Eighth grade	9. Ninth grade
	10. Tenth grade	11. Eleventh grade	

GO TO G88Q2MO

DK/RF → GO TO G88R1MO

(WEB) How many grades of regular school did [you/he/she] finish prior to getting [your/his/her] GED?

Regular school includes high school and schooling that leads to a college or professional school degree.

0. None	1. First grade	2. Second grade	3. Third grade
GO TO	4. Fourth grade	5. Fifth grade	6. Sixth grade
G88R1MO	7. Seventh grade	8. Eighth grade	9. Ninth grade
	10. Tenth grade	11. Eleventh grade	

GO TO G88Q2MO

NA → GO TO G88R1MO

G88Q2MO, G88Q2YR. (CATI) [CYNAMF] [CYNAML]: [CYAQRTH], [CYFUHU], Age [AGEIWDATE] [(Respondent)]

In what month and year did [you / he / she] complete [G88Q1]?

- **SELECT Month and [Enter] to go to next screen for year**
- **IF NECESSARY:** What would be your best estimate?

Select ▾	1. January	5. May	9. September	21. Winter (Dec-Feb)
	2. February	6. June	10. October	22. Spring (Mar-May)
	3. March	7. July	11. November	23. Summer (Jun-Aug)
	4. April	8. August	12. December	24. Fall (Sep-Nov)

(In what month and year did [you / he / she] complete [G88Q1]?)

The month entered is: [G88Q2MO]

- **ENTER the year below**

1920 – [CYEAR]

(WEB) In what month and year did [you / he / she] complete [G88Q1]?

If you do not know the month, please select the season.

Select ▾	Month	1. January	7. July	21. Winter (Dec-Feb)
	or	2. February	8. August	22. Spring (Mar-May)
	Season	3. March	9. September	23. Summer (Jun-Aug)
		4. April	10. October	24. Fall (Sep-Nov)
		5. May	11. November	
		6. June	12. December	

1920 – [CYEAR] Year

CHECK: Please enter a date before today.

G88R1MO, G88R1YR. (CATI) [CYNAMF] [CYNAML]: [CYAQRTH], [CYFUHU], Age [AGEIWDATE] [(Respondent)]

In what month and year did [you / he / she] receive [your / her / his] GED?

- **If needed:** Between our last interview on [PYIWDATE] and now
- **SELECT Month and [Enter] to go to next screen for year**
- **IF NECESSARY:** What would be your best estimate?

Select ▾	1. January	5. May	9. September	21. Winter (Dec-Feb)
	2. February	6. June	10. October	22. Spring (Mar-May)
	3. March	7. July	11. November	23. Summer (Jun-Aug)
	4. April	8. August	12. December	24. Fall (Sep-Nov)

(In what month and year did [you / he / she] receive [your / her / his] GED?)

- **If needed:** Between our last interview on [PYIWDATE] and now

The month entered is: [G88R1MO]

- **ENTER the year below**

Select ▾ [P2YEAR] – [CYEAR]

GO TO G88T1

(WEB) In what month and year did [you / he / she] receive [your / her / his] GED between your last interview on [PYIWDATE] and now?

If you do not know the month, please select the season.

Select ▾	Month	1. January	7. July	21. Winter (Dec-Feb)
	or	2. February	8. August	22. Spring (Mar-May)
	Season	3. March	9. September	23. Summer (Jun-Aug)
		4. April	10. October	24. Fall (Sep-Nov)
		5. May	11. November	
		6. June	12. December	

Select ▾ Year [P2YEAR] – [CYEAR]

GO TO G88T1

CHECK: Please enter a date before today.

G88S1. (CATI) [CYNAMF] [CYNAML]: [CYAQRTH], [CYFUHU], Age [AGEIWDAT] [(Respondent)]

What was the highest grade [you / he / she] completed in school?

- Record last grade finished

0. None	1. First grade	2. Second grade	3. Third grade
GO TO G88T1	4. Fourth grade	5. Fifth grade	6. Sixth grade
	7. Seventh grade	8. Eighth grade	9. Ninth grade
	10. Tenth grade	11. Eleventh grade	

DK/RF → GO TO G88T1

GO TO G88S2MO

(WEB) What was the highest grade [you / she / he] completed in school?

0. None	1. First grade	2. Second grade	3. Third grade
GO TO G88T1	4. Fourth grade	5. Fifth grade	6. Sixth grade
	7. Seventh grade	8. Eighth grade	9. Ninth grade
	10. Tenth grade	11. Eleventh grade	

NA → GO TO G88T1

GO TO G88S2MO

G88S2MO, G88S2YR. (CATI) [CYNAMF] [CYNAML]: [CYAQRTH], [CYFUHU], Age [AGEIWDAT] [(Respondent)]

In what month and year did [you / he / she] complete [G88S1]?

- SELECT Month and [Enter] to go to next screen for year
- IF NECESSARY: What would be your best estimate?

Select ▾	1. January	7. July	21. Winter (Dec-Feb)
	2. February	8. August	22. Spring (Mar-May)
	3. March	9. September	23. Summer (Jun-Aug)
	4. April	10. October	24. Fall (Sep-Nov)
	5. May	11. November	
	6. June	12. December	

(In what month and year did [you / he / she] complete [G88S1]?)

The month entered is: [G882SMO]

- ENTER the year below

1920 – [CYEAR]

(WEB) In what month and year did [you / he / she] complete [G88S1]?

If you do not know the month, please select the season.

Select ▾	Month	1. January	7. July	21. Winter (Dec-Feb)
	or	2. February	8. August	22. Spring (Mar-May)
Season		3. March	9. September	23. Summer (Jun-Aug)
		4. April	10. October	24. Fall (Sep-Nov)
		5. May	11. November	
		6. June	12. December	

1920 – [CYEAR] Year

CHECK: Please enter a date before today.

G88T1. (CATI) [CYNAMF] [CYNAML]: [CYAQRTH], [CYFUHU], Age [AGEIWDAT] [(Respondent)]

Did [you / he / she] attend college between [PYIWDAT] and now?

→ GO TO G88VCKPT

GO TO G88T2MO

CHECK for G88T1<>YES & PYPERSINFO.COMPEDUC=12-17: IWER: R reported that [CYNAMF] [CYNAML] attended school since [PYIWDAT], and we know from previous waves that [CYNAMF] [CYNAML] has already graduated high school or received a GED. Please VERIFY with whether this person attended college since [PYIWDAT]: If R says NO or DK/RF, then SELECT GoTo to go back to G88N and ENTER [5] or [DK, RF]. If R says YES, then SELECT Close and ENTER [1].

(WEB) Did [you / he / she] attend college between [PYIWDAT] and now?

→ GO TO G88VCKPT

GO TO G88T2MO

G88T2MO, G88T2YR. (CATI) [CYNAMF] [CYNAML]: [CYAQRTH], [CYFUHU], Age [AGEIWDAT] [(Respondent)]

In what month and year did [you / he / she] last attend college?

- If needed: Between our last interview on [PYIWDAT] and now
- If R says "still in school", ENTER Don't Know here and ENTER Still in School on the Year screen
- SELECT Month and [Enter] to go to next screen for year
- NECESSARY: What would be your best estimate?

1. January 5. May 9. September 21. Winter (Dec-Feb)
2. February 6. June 10. October 22. Spring (Mar-May)
3. March 7. July 11. November 23. Summer (Jun-Aug)
4. April 8. August 12. December 24. Fall (Sep-Nov)

(In what month and year did [you / he / she] last attend college?)

- If needed: Between our last interview on [PYIWDAT] and now
- The month entered is: [G88T2MO]
- ENTER the year below

[P2YEAR] – [CYEAR]; 9996. Still in school

(WEB) In what month and year did [you / he / she] last attend college between [PYIWDAT] and now?

If you do not know the month, please select the season.

Month or Season 1. January 5. May 9. September 21. Winter (Dec-Feb)
2. February 6. June 10. October 22. Spring (Mar-May)
3. March 7. July 11. November 23. Summer (Jun-Aug)
4. April 8. August 12. December 24. Fall (Sep-Nov)

Year [P2YEAR] – [CYEAR]; 9996. Still in school

CHECK: Please enter a date before today.

G88VCKPT. CAI Checkpoint: Whether OFUM Attended College since Last Wave

1. Attended College (G88T1=Yes)	Did Not Attend College (G88T1<>Yes)	
	3. Preloaded Education<>Response (PYPERSINFO.COMPEDUC=DK, RF, NA)	5. Preloaded Education=Response (PYPERSINFO.COMPEDUC=0-17)
↓		GO TO G88AACKPT

G88V. (CATI) [CYNAMF] [CYNAML]: [CYAQRTH], [CYFUHU], Age [AGEIWDAT] [(Respondent)]

Altogether, what is the highest year of college [you have / he has / she has] completed?

- IF R gives a degree: How many years of college [have you / has he / has she] completed altogether? We'll talk about any college degrees [you have / he has / she has] earned next.
- [G88VCKPT=3: ENTER [0] if R says None or Never attended college]

0. Less than one year	1. One year	2. Two years	3. Three years
GO TO G88AACKPT	4. Four years	5. Five years or more	DK/RF

GO TO G88WCKPT

(WEB) ALTOGETHER, what is the highest year of college [you have / he has / she has] completed?

Please select "Less than one year" if this person never attended college

0. Less than one year	1. One year	2. Two years	3. Three years
GO TO G88AACKPT	4. Four years	5. Five years or more	NA

GO TO G88WCKPT

G88WCKPT. CAI Checkpoint: Whether OFUM Attended College since Last Wave

1. Attended College (G88T1=Yes)	5. Did Not Attend College (G88T1<>Yes)
↓	GO TO G88AACKPT

G88W. (CATI) [CYNAMF] [CYNAML]: [CYAQRTH], [CYFUHU], Age [AGEIWDAT] [(Respondent)]

Did [you / he / she] receive a college degree between [PYIWDAT] and now?

1. Yes	5. No	→ GO TO G88AACKPT
--------	-------	-------------------

GO TO G88X1

(WEB) Did [you / he / she] receive a college degree between [PYIWDAT] and now?

1. Yes	5. No	→ GO TO G88AACKPT
--------	-------	-------------------

GO TO G88X1

G88X1. (CATI) [CYNAMF] [CYNAML]: [CYAQRTH], [CYFUHU], Age [AGEIWDAT] [(Respondent)]

(Since our last interview on [PYIWDAT],) what college degree did [you / he / she] receive?

- If needed: Between our last interview on [PYIWDAT] and now
- If more than one degree, PROBE for the **highest** degree received since [PYIWDAT]

1. Associate's degree (AA)	3. Master's degree (MA, MS, MBA)
2. Bachelor's degree (BA/BS)	4. Doctorate (PhD)
DK/RF	5. Law Degree (LLB, JD)
	6. Medical degree (MD, DDS, DVM, DO)
	97. Other-specify (G88X1SPEC. Specify (String 100))
	GO TO G88X2

GO TO G88Y

(WEB) Between [PYIWDAT] and now, what college degree did [you / he / she] receive?

1. Associate's degree (AA)	3. Master's degree (MA, MS, MBA)
2. Bachelor's degree (BA/BS)	4. Doctorate (PhD)
NA	5. Law Degree (LLB, JD)
	6. Medical degree (MD, DDS, DVM, DO)
	97. Other - Please specify: (G88X1SPEC)
	GO TO G88X2

GO TO G88Y

G88X2. (CATI) [CYNAMF] [CYNAML]: [CYAQRTH], [CYFUHU], Age [AGEIWDAT] [(Respondent)]

What was [your / her / his] major or majors at the college or university from which [you / he / she] received [your / his / her] bachelor's degree?

- Probe for details and dual majors

String 100

(WEB) What was [your / her / his] major or majors at the college or university from which [you / he / she] received [your / his / her] BACHELOR'S degree?

String 100

G88X3. (CATI) [CYNAMF] [CYNAML]: [CYAQRTH], [CYFUHU], Age [AGEIWDAT] [(Respondent)]

What was the name of the college or university?

- If needed: What was the name of the college or university from which [you / he / she] received [your / her / his] bachelor's degree?

String 100

(WEB) What was the name of the college or university from which [you / he / she] received [your / his / her] BACHELOR'S degree?

String 100

G88X4COUNTRY (G88X4CTRYNAME), G88X4CITY, G88X4STATE (G88X4STABBR).

(CATI) [CYNAMF] [CYNAML]: [CYAQRTH], [CYFUHU], Age
[AGEIWDATE] [(Respondent)]

Where was it located? (In what country was that?)

- **If needed:** In what country was the college or university from which [you / she / he] received [your / her / his] bachelor's degree?
- ENTER [185 UNITED STATES] for Puerto Rico, U.S. Virgin Islands, Guam, American Samoa or the Northern Mariana Islands

Select ▾ 1 – 193 (Defaults to 185/US)

(In what city was that?)

- **If needed:** In what city was the college or university from which [you / he / she] received [your / her / his] bachelor's degree?

String 100

(In what state was that?) (For COUNTRY=185)

- **If needed:** In what state is the college or university from which [you / he / she] received [your / her / his] bachelor's degree?

Select ▾ 1 – 57 (Assigned 57/FC if Country<>185)

(WEB) Where was the college or university from which [you / he / she] received [your / her / his] BACHELOR'S degree?

Country

Select ▾ 1 – 193 (Defaults to 185/US)

United States includes Puerto Rico, U.S.
Virgin Islands, Guam, American Samoa
and the Northern Mariana Islands

City

String 100

State

Select ▾ 1 – 57 (Assigned 57/FC if
Country<>185)

G88X5MO, G88X5YR. (CATI) [CYNAMF] [CYNAML]: [CYAQRTH], [CYFUHU], Age [AGEIWDAT] [(Respondent)]

In what month and year did [you / he / she] receive [your / his / her] bachelor's degree?

- SELECT Month and [Enter] to go to next screen for year
- IF NECESSARY: What would be your best estimate?

Select ▾	1. January	7. July	21. Winter (Dec-Feb)
	2. February	8. August	22. Spring (Mar-May)
	3. March	9. September	23. Summer (Jun-Aug)
	4. April	10. October	24. Fall (Sep-Nov)
	5. May	11. November	
	6. June	12. December	

(In what month and year did [you / he / she] receive [your / his / her] bachelor's degree)?

The month entered is: [G88X4MO]

- ENTER the year below

1920 – [CYEAR]

(WEB) In what month and year did [you / he / she] receive [your / his / her] BACHELOR'S degree?

If you do not know the month, please select the season.

Select ▾	Month or	1. January	9. September
	Season	2. February	10. October
		3. March	11. November
		4. April	12. December
		5. May	21. Winter (Dec-Feb)
		6. June	22. Spring (Mar-May)
		7. July	23. Summer (Jun-Aug)
		8. August	24. Fall (Sep-Nov)

1920 – [CYEAR] Year

CHECK: Please enter a date before today.

G88Y. (CATI) [CYNAMF] [CYNAML]: [CYAQRTH], [CYFUHU], Age [AGEIWDAT] [(Respondent)] [G88X1]

(And) What was [your / her / his] [G88X1=BACHELORS: major or majors / ALL OTHERS: area of study] at the college or university from which [you / he / she] received [your / his / her] highest degree since our last interview on [PYIWDAT]?

- Probe for details and dual majors

String 100

(WEB) What was [your / her / his] [G88X1=BACHELORS: major or majors / ALL OTHERS: area of study] at the college or university from which [you / he / she] received [your / his / her] HIGHEST degree since your last interview on [PYIWDAT]?

String 100

G88Z1. (CATI) [CYNAMF] [CYNAML]: [CYAQRTH], [CYFUHU], Age [AGEIWDAT] [(Respondent)] [G88X1]

What was the name of the college or university?

- **If needed:** What was the name of the college or university from which [you / he / she] received [your / her / his] highest degree (since our last interview on [PYIWDAT])?

String 100

(WEB) What was the name of the college or university from which [you / he / she] received [your / his / her] HIGHEST degree since [PYIWDAT]?

String 100

G88Z2COUNTRY (G88Z2CTRYNAME), G88Z2CITY, G88Z2STATE (G88Z2STABBR).

(CATI) [CYNAMF] [CYNAML]: [CYAQRTH], [CYFUHU], Age [AGEIWDAT] [(Respondent)] [G88X1]

Where was it located? (In what country was that?)

- **If needed:** In what country was the college or university from which [you / she / he] received [your / her / his] bachelor's degree?
- ENTER [185 UNITED STATES] for Puerto Rico, U.S. Virgin Islands, Guam, American Samoa or the Northern Mariana Islands

Select ▾ 1 – 193 (Defaults to 185/US)

(In what city was that?)

- **If needed:** In what city was the college or university from which [you / he / she] received [your / her / his] highest degree (since our last interview on [PYIWDAT])?

String 100

(In what state was that?) (For COUNTRY=185)

- **If needed:** In what state is the college or university from which [you / he / she] received [your / her / his] highest degree (since our last interview on [PYIWDAT])?

Select ▾ 1 – 57 (Assigned 57/FC if Country<>185)

(WEB) Where was the college or university from which [you / he / she] received [your / her / his] HIGHEST degree since [PYIWDAT]?

Country

Select ▾ 1 – 193 (Defaults to 185/US)

United States includes Puerto Rico, U.S. Virgin Islands, Guam, American Samoa and the Northern Mariana Islands

City

String 100

State

Select ▾ 1 – 57 (Assigned 57/FC if Country<>185)

G88Z3MO, G88Z3YR. (CATI) [CYNAMF] [CYNAML]: [CYAQRTH], [CYFUHU], Age [AGEIWDAT] [(Respondent)] [G88X1]

In what month and year did [you / he / she] receive [your / her / his] highest degree?

- If needed: Between our last interview on [PYIWDAT] and now
- SELECT Month and [Enter] to go to next screen for year
- IF NECESSARY: What would be your best estimate?

Select ▾ 1. January 5. May 9. September 21. Winter (Dec-Feb)
2. February 6. June 10. October 22. Spring (Mar-May)
3. March 7. July 11. November 23. Summer (Jun-Aug)
4. April 8. August 12. December 24. Fall (Sep-Nov)

(In what month and year did [you / he / she] receive [your / her / his] highest degree)?

- If needed: Between our last interview on [PYIWDAT] and now
- The month entered is: [G88Z3MO]
- ENTER the year below

Select ▾ [P2YEAR] – [CYEAR]

(WEB) In what month and year did [you / he / she] receive [your / his / her] HIGHEST degree since [PYIWDAT]?

If you do not know the month, please select the season.

Select ▾ Month 1. January 7. July 21. Winter (Dec-Feb)
or 2. February 8. August 22. Spring (Mar-May)
Season 3. March 9. September 23. Summer (Jun-Aug)
4. April 10. October 24. Fall (Sep-Nov)
5. May 11. November
6. June 12. December

Select ▾ Year [P2YEAR] – [CYEAR]

CHECK: Please enter a date before today.

G88AACKPT. CAI Checkpoint: Where OFUM Educated

1. Outside U.S. (G88O=2, 3)	3. U.S. Only (G88O=1, DK)	5. All Others (G88O=RF, NA)
↓	GO TO G88CCCKPT	GO TO G90A RULE

G88AA. (CATI) [CYNAMF] [CYNAML]: [CYAQRTH], [CYFUHU], Age [AGEIWDAT] [(Respondent)]

Between [PYIWDAT] and now, how many years of school did [you / he / she] complete outside of the U.S.?

1. One year 2. Two years 3. Three years

(WEB) Between [PYIWDAT] and now, how many years of school did [you / he / she] complete outside of the United States?

1. One year 2. Two years 3. Three years

G88BB. (CATI) [CYNAMF] [CYNAML]: [CYAQRTH], [CYFUHU], Age [AGEIWDAT] [(Respondent)]

(Between [PYIWDAT] and now, what was the highest degree or certificate [you / he / she] earned outside the U.S.?

String 100

(WEB) Between [PYIWDAT] and now, what was the highest degree or certificate [you / he / she] earned outside the United States?

String 100

G88CCCKPT. CAI Checkpoint: Whether OFUM Still in School

1. Still in School (G88N=2 or G88T2MO=96 or G88T2YR=9996)	→ GO TO G88DD	5. All Others
		↓

G88CC. (CATI) [CYNAMF] [CYNAML]: [CYAQRTH], [CYFUHU], Age [AGEIWDAT] [(Respondent)]

[Are you / Is he / Is she] currently attending or enrolled in regular school? (Regular school includes high school and schooling that leads to a college or professional school degree.)

1. Yes	5. No	→ GO TO G90A RULE
--------	-------	-------------------

GO TO G88DD

(WEB) [Are you / Is he / Is she] currently attending or enrolled in regular school?

Regular school includes high school and schooling that leads to a college or professional school degree.

1. Yes	5. No	→ GO TO G90A RULE
--------	-------	-------------------

GO TO G88DD

G88DD. (CATI) [CYNAMF] [CYNAML]: [CYAQRTH], [CYFUHU], Age [AGEIWDAT] [(Respondent)]

[G88CCCKPT=STILL IN SCHOOL: Earlier you said [you are / [CYNAMF] is] still in school.]

What grade or year [are you / is he / is she] currently attending?

1. First grade	2. Second grade	3. Third grade	4. Fourth grade	5. Fifth grade
6. Sixth grade	7. Seventh grade	8. Eighth grade	9. Ninth grade	10. Tenth grade
11. Eleventh grade	12. 12 th grade or working toward GED	13. 1 st year of college (freshman)		
14. 2 nd year of college (sophomore)		15. 3 rd year of college (junior)		
16. 4 th year of college (senior)		17. 5 th year of college or higher		
18. Post-graduate work				

(WEB) [G88M2CKPT=STILL IN SCHOOL: Earlier you reported that [you are / [CYNAMF] is] still in school.]

What grade or year [are you / is he / is she] currently attending?

1. First grade	2. Second grade	3. Third grade	4. Fourth grade	5. Fifth grade
6. Sixth grade	7. Seventh grade	8. Eighth grade	9. Ninth grade	10. Tenth grade
11. Eleventh grade	12. 12 th grade or working toward GED	13. 1 st year of college (freshman)		
14. 2 nd year of college (sophomore)		15. 3 rd year of college (junior)		
16. 4 th year of college (senior)		17. 5 th year of college or higher		
18. Post-graduate work				

End G88NG88DD

G90A RULE: Whether There are More Big OFUMs

More Big OFUMs	→ REPEAT G73 - G88DD; Max=24;	No More Big OFUMs
Then GO TO G90BCKPT		↓

End G73_G90

OFUM Age<16 PYear Income

G90BCKPT[1..24]. CAI Checkpoint: Section G Little OFUM Qualifier [1..24]= AQSN of FU Member

<16 Year Old FU Member (AGEIWDATE<16 or AGE16=No)		5. All Others
1. OFUM is FU, or is FUMI Before CYEAR (CYAQRTH=301-882 or 951-982 & (CYFUHU=FU or (CYFUHU=FUMI & MI- YR<CYR)))	2. OFUM was FU, FUMI Last Wave and Became MO, INST, DIED in PYEAR or Later (CYAQRTH=301-882 or 951-982 & (PYFUHU=FU & CYFUHU=MO, DIED, INST & MO-YR>P2YR))	GO TO G99

↓

SECTION_G.G90D_G97[1..24] [1..24]=AQSN of FU Member

G90D. (CATI) [CYNAMF] [CYNAML]: [CYAQRTH], [CYFUHU], Age [AGEIWDATE] [(Respondent)]

[LOOP 1: Now the younger member(s) of your family.]

Did [CYNAMF] [CYNAML] have any income in [PYEAR]?

→ GO TO G98 RULE

GO TO G92

(WEB) [LOOP 1: The next questions are about the younger member(s) of your family living there.]

Did [[CYNAMF] [CYNAML] (age [AGEIWDATE])] have any income in [PYEAR]?

→ GO TO G98 RULE

GO TO G92

G92. (CATI) [CYNAMF] [CYNAML]: [CYAQRTH], [CYFUHU], Age [AGEIWDATE] [(Respondent)]

Now, we would like to ask about [CYNAMF] [CYNAML]'s income in [PYEAR]. What was that from?

- ENTER all that apply
- PROBE: Any others?
- SSI (Supplemental Security Income) is **not** Social Security, nor is it Social Security Disability Insurance (SSDI), although the Social Security Administration administers the program and a person can receive both. See F1-Help for more information.

→ GO TO

ASK G94A – G94F3

G98 RULE

(WEB) The next questions are about [CYNAMF]'s ([CYNAML] (age [AGEIWDATE])) income in [PYEAR]. What was that from?

Please select all that apply.

→ GO TO G98 RULE

ASK G94A – G94F3

G92=1. Work

G94A, G94APER. (CATI) [CYNAMF] [CYNAML]: [CYAQRTH], [CYFUHU], Age [AGEIWDAT] [(Respondent)]

How much was from work (in [PYEAR])?

- ENTER amount here, then SELECT unit of time on next screen (Hour, Week, Two weeks, Month, Year)

\$ 1.00 – 9,999,997.00 DK/RF → GO TO G94AA



The amount entered is: [G94A] per ____

- SELECT the unit of time below

1. Hour 3. Week 4. Two weeks 5. Month 6. Year

7. Other-specify (G94APERSPEC. Specify. (String 100))

(WEB) How much was from work in [PYEAR]?

\$ 1.00 – 9,999,997.00 per 3. Week 4. Two weeks 5. Month 6. Year

CHECK: Please enter a number from 1.0 to 99999997.00.

7. Other - Please specify: (G94APERSPEC)

SIGNAL: Please select a unit of time.

G94AA. (CATI) [CYNAMF] [CYNAML]: [CYAQRTH], [CYFUHU], Age [AGEIWDAT] [(Respondent)]

During which months of [PYEAR] did [he / she] get this income?

- ENTER all that apply
- PROBE: Any others?

Select All

Clear All

1. January	2. February	3. March	4. April	5. May	6. June
7. July	8. August	9. September	10. October	11. November	12. December

(WEB) During which months of [PYEAR] did [he / she] get this income?

Please select all that apply.

Select All

Clear All

1. January	2. February	3. March	4. April	5. May	6. June
7. July	8. August	9. September	10. October	11. November	12. December

G95. (CATI) [CYNAMF] [CYNAML]: [CYAQRTH], [CYFUHU], Age [AGEIWDAT] [(Respondent)]

What was [his / her] occupation? What kind of work did [he / she] do?

- DO NOT PROBE

String 500

(WEB) What was [his / her] occupation? What kind of work did [he / she] do?

String 500

G96. (CATI) [CYNAMF] [CYNAML]: [CYAQRTH], [CYFUHU], Age [AGEIWDAT] [(Respondent)]

About how many weeks did [he / she] work on that job last year ([PYEAR])?

1 – 52

(WEB) About how many weeks did [he / she] work on that job last year ([PYEAR])?

1 – 52 Number of weeks

CHECK: Please enter a number from 1 to 52.

G97. (CATI) [CYNAMF] [CYNAML]: [CYAQRTH], [CYFUHU], Age [AGEIWDAT] [(Respondent)]

During the weeks that [he / she] worked in [PYEAR], about how many hours did [he / she] usually work per week?

- ROUND DOWN for fractions less than ½ (0.5)
- ROUND UP for fractions ½ (0.5) or more

1 – 168

(WEB) During the weeks that [he / she] worked in [PYEAR], about how many hours did [he / she] usually work per week?

1 – 168 Number of hours per week

CHECK: Please enter a number from 1 to 168.

G92=2. Interest

G94B, G94BPER. (CATI) [CYNAMF] [CYNAML]: [CYAQRTH], [CYFUHU], Age [AGEIWDAT] [(Respondent)]

How much was from interest (in [PYEAR])?

- ENTER amount here, then SELECT unit of time on next screen (Month, Year)

\$ 1 – 999,997 DK/RF → GO TO G94BB2



The amount entered is: [G94B] per ____

- SELECT the unit of time below

5. Month 6. Year 7. Other-specify (G94BPERSPEC. Specify. (String 100))

(WEB) How much was from interest in [PYEAR]?

\$ 1 – 999,997 .00 per 5. Month 6. Year

CHECK: Please enter a number from 1 to 999997.

7. Other - Please specify: (G94BPERSPEC)

SIGNAL: Please select a unit of time.

G94BB2 RULE: Whether Per Month Selected

Month Response (G94BPER=5) All Others → ASK G94C–G94F3 Then GO TO G98 RULE



G94BB2. (CATI) [CYNAMF] [CYNAML]: [CYAQRTH], [CYFUHU], Age [AGEIWDAT] [(Respondent)]

How many months of [PYEAR] did [he /she]] receive income from interest?

1 – 12

(WEB) How many months of [PYEAR] did [he / she] receive income from interest?

1 – 12

G92=3. SSI

G94C, G94CPER. (CATI) [CYNAMF] [CYNAML]: [CYAQRTH], [CYFUHU], Age [AGEIWDAT] [(Respondent)]

How much was from SSI (in [PYEAR])?

- ENTER amount here, then SELECT unit of time on next screen (Month, Year)
- SSI (Supplemental Security Income) is **not** Social Security, nor is it Social Security Disability Insurance (SSDI), although the Social Security Administration administers the program and a person can receive both. See F1-Help for more information.

\$ 1 – 999,997 DK/RF → GO TO G94CC2



The amount entered is: [G94C] per ____

- SELECT the unit of time below

5. Month 6. Year 7. Other-specify (G94CPERSPEC. Specify. (String 100))

(WEB) How much was from Supplemental Security Income (SSI) in [PYEAR]?

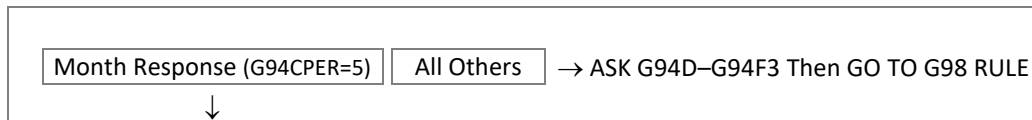
\$ 1 – 999,997 .00 per 5. Month 6. Year

CHECK: Please enter a
number from 1 to 999997.

7. Other - Please specify: (G94CPERSPEC)

SIGNAL: Please select a unit of time.

G94CC2 RULE: Whether Per Month Selected



G94CC2. (CATI) [CYNAMF] [CYNAML]: [CYAQRTH], [CYFUHU], Age [AGEIWDAT] [(Respondent)]

How many months of [PYEAR] did [he /she] receive income from SSI?

1 – 12

(WEB) How many months of [PYEAR] did [he/ she] receive income from Supplemental Security Income (SSI)?

1 – 12

G92=4. Welfare

G94D, G94DPER. (CATI) [CYNAMF] [CYNAML]: [CYAQRTH], [CYFUHU], Age [AGEIWDAT] [(Respondent)]

How much was from welfare (in [PYEAR])?

- ENTER amount here, then SELECT unit of time on next screen (Week, Two weeks, Month, Year)

\$ 1 – 999,997 DK/RF → GO TO G94DD2



The amount entered is: [G94D] per ____

- SELECT the unit of time below

3. Week 4. Two weeks 5. Month 6. Year

7. Other-specify (G94DPERSPEC. Specify. (String 100))

(WEB) How much was from welfare in [PYEAR]?

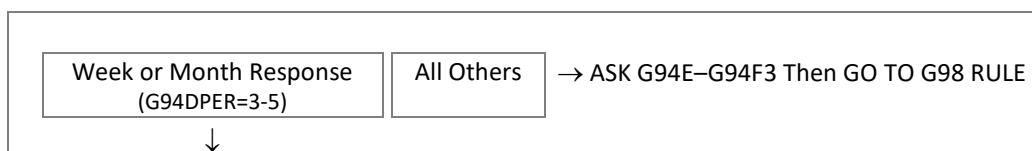
\$ 1 – 999,997 .00 per 3. Week 4. Two weeks 5. Month 6. Year

CHECK: Please enter a
number from 1 to 999997.

7. Other - Please specify: (G94DPERSPEC)

SIGNAL: Please select a unit of time.

G94DD2 RULE: Whether Per Week or Month Selected



G94DD2. (CATI) [CYNAMF] [CYNAML]: [CYAQRTH], [CYFUHU], Age [AGEIWDAT] [(Respondent)]

How many [weeks / months] of [PYEAR] did [he / she] receive income from welfare?

1 – 52 / 12

(WEB) How many [weeks / months] of [PYEAR] did [he / she] receive income from welfare?

1 – 52 / 12

G92=5. Social Security

G94ECKPT. CAI Checkpoint: Whether Social Security Already Reported For This OFUM at G32

1. Not Reported 5. Already Reported → GO TO Next G94 Item; Then GO TO G98 RULE



G94E2A. (CATI) [CYNAMF] [CYNAML]: [CYAQRTH], [CYFUHU], Age [AGEIWDAT] [(Respondent)]

What was the Social Security in [PYEAR]? Was that survivor's benefits, dependent assistance, or what?

- ENTER all that apply
- PROBE: Any others?

3. Survivors benefits

5. Dependent of disabled recipient

6. Dependent of retired recipient

7. Other-specify (G94E2ASPEC. Specify. (String 100))

(WEB) What was the Social Security in [PYEAR]?

Please select all that apply.

3. Survivors benefits

5. Dependent of disabled recipient

6. Dependent of retired recipient

7. Other - Please specify: (G94E2ASPEC)

G94E3, G94E3PER. (CATI) [CYNAMF] [CYNAML]: [CYAQRTH], [CYFUHU], Age [AGEIWDAT] [(Respondent)]

How much was the total amount from Social Security? [G94E2A=2+ SELECTIONS: Please include all amounts from all types of Social Security [he / she] received in [PYEAR].]

- ENTER amount here, then SELECT unit of time on next screen (Month, Year)

\$ 1 – 999,997 DK/RF → GO TO G94E5



The amount entered is: [G94E3] per ____

- SELECT the unit of time below

5. Month

6. Year

7. Other-specify (G94E3PERSPEC. Specify. (String 100))

(WEB) How much was the total amount from Social Security? [G94E2A=2+ SELECTIONS: Please include all amounts from all types of Social Security [he / she] received in [PYEAR].]

\$ 1 – 999,997 .00 per

5. Month

6. Year

CHECK: Please enter a number from 1 to 999997.

7. Other - Please specify: (G94E3PERSPEC)

SIGNAL: Please select a unit of time.

G94E5 RULE: Whether Per Month Selected

Month Response (G94E3PER=5) All Others → ASK G94D–G94F3 Then GO TO G98 RULE



G94E5. (CATI) [CYNAMF] [CYNAML]: [CYAQRTH], [CYFUHU], Age [AGEIWDAT] [(Respondent)]

How many months of [PYEAR] did [he /she] receive income from Social Security?

1 – 12

(WEB) How many months of [PYEAR] did [he / she] receive income from Social Security?

1 – 12

G92=6. Other income

G94F. (CATI) [CYNAMF] [CYNAML]: [CYAQRTH], [CYFUHU], Age [AGEIWDAT] [(Respondent)]

What was that other income from (in [PYEAR])?

- DO NOT include gifts, allowances, or other money from other FU members
- IF R mentions income from a job, PROBE for these details:
- Occ/Ind: What was [his / her] occupation? What sort of work did [he / she] do? (DO NOT PROBE)
- Start/End: What month and year did [he / she] start that job? End that job?
- Work Hours: How many weeks did [he / she] work at that job in [PYEAR]? On average, how many hours per week did [he / she] work in [PYEAR]?

Open End

(WEB) What was that other income from in [PYEAR]?

If this income comes from a job, please tell us: the type of work done, start (and end) dates, job title, round-trip commute time, the number of weeks worked in [PYEAR], and the average number of hours per week worked in [PYEAR].

Open End

G94F2, G94F2PER. (CATI) [CYNAMF] [CYNAML]: [CYAQRTH], [CYFUHU], Age [AGEIWDAT] [(Respondent)]

How much was it (in [PYEAR])?

- ENTER amount here, then SELECT unit of time on next screen (Week, Two weeks, Month, Year)

\$ 1 – 999,997 DK/RF → GO TO G94F4



The amount entered is: [G94F2] per ____

- SELECT the unit of time below

3. Week 4. Two weeks 5. Month 6. Year

7. Other-specify (G94F2PERSPEC. Specify. (String 100))

(WEB) How much was it in [PYEAR]?


\$ 1 – 999,997 .00 per 3. Week 4. Two weeks 5. Month 6. Year

CHECK: Please enter a number from 1 to 999997.

7. Other - Please specify: (G94F2PERSPEC)

SIGNAL: Please select a unit of time.

G94F4 RULE: Whether Per Week or Month Selected



G94F4. (CATI) [CYNAMF] [CYNAML]: [CYAQRTH], [CYFUHU], Age [AGEIWDAT] [(Respondent)]

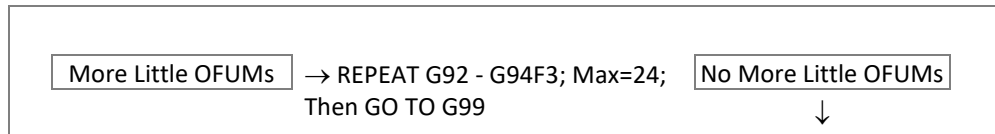
How many [weeks / months] of [PYEAR] did [he / she] receive this income?

1 – 52 / 12

(WEB) How many [weeks / months] of [PYEAR] did [he / she] receive this income?

1 – 52 / 12

G98 RULE: Whether There are More Little OFUMs



End G90D_G97

PYear Settlements, Deductions & Support of Others

G99. (CATI) Did [you / [REFERENCE PERSON]] [or anyone else in [your / his / her] family living there] get any other money in [PYEAR] - like a big settlement from an insurance company, or an inheritance?

→ GO TO G102

GO TO G100

(WEB) Did [you / [REFERENCE PERSON]] [or anyone else in [your / his / her] family living there] get any other money in [PYEAR] - like a big settlement from an insurance company, or an inheritance?

→ GO TO G102

GO TO G100

G100. (CATI) How much did that amount to (in [PYEAR])?

\$ 1 – 9,999,997

(WEB) How much did that amount to in [PYEAR]?

\$ 1 – 9,999,997 .00

CHECK: Please enter a number from 1 to 9999997.

G101. (CATI) How much of that was an inheritance (in [PYEAR])?

\$ 0 – [[G100] / 9,999,997]

(WEB) How much of that was an inheritance in [PYEAR]?

\$ 0 – [[G100] / 9,999,997] .00

CHECK: Please enter an amount less than or equal to [G100].

G102. (CATI) Some people have expenses they can itemize and deduct on their income tax. Did [*R=RP, SP: you / R=OFUM, PROXY: [REFERENCE PERSON] [SP in FU: and [SPOUSE-PARTNER]]]*] itemize deductions on [*R=RP, SP: your / R=OFUM, PROXY: [his / her / SP in FU: their]*] [PYEAR] federal income tax, such as property taxes, interest payments, medical expenses, and charitable contributions?

☐ 1. Yes

☐ 5. No

☐ 7. (Did/Will) not file a [PYEAR] tax return

GO TO G102A

GO TO G103

(WEB) Some people have expenses they can itemize and deduct on their income tax. Did [*R=RP, SP: you / R=OFUM, PROXY: [REFERENCE PERSON] [SPOUSE-PARTNER in FU: and [SPOUSE-PARTNER]]]*] itemize deductions on [*R=RP, SP: your / R=OFUM, PROXY: [his / her / SP in FU: their]*] [PYEAR] federal income tax, such as property taxes, interest payments, medical expenses, and charitable contributions?

☐ 1. Yes

☐ 5. No

☐ 7. Did not file a [PYEAR] tax return

GO TO G102A

GO TO G103

G102A. (CATI) How much was [your / his / her / their] itemized deduction for charitable contributions (in [PYEAR])?

(WEB) How much was [your / his / her / their] itemized deduction for charitable contributions in [PYEAR]?

\$.00

CHECK: Please enter a number from 0 to 999997.

G102B. (CATI) How much was [your / his / her / their] itemized deduction for medical expenses (in [PYEAR])?

- **IF necessary:** Is that the amount of the deduction or is that the total medical expenses? What was the amount of the deduction?

(WEB) How much was [your / his / her / their] itemized deduction for medical expenses in [PYEAR]?

\$.00

CHECK: Please enter a number from 0 to 999997.

G103. (CATI) In [PYEAR], did [you / [REFERENCE PERSON]] [or anyone else in [your / his / her] family living there] give any money toward the support of anyone who was not living there at the time, including child support, alimony, money given to parents, and things like that? Don't include loans or charitable contributions to organizations; we'll ask about them later.

☐ 1. Yes

☐ 5. No

→ GO TO SECTION W

GO TO G104

(WEB) In [PYEAR], did [you / [REFERENCE PERSON]] [or anyone else in [your / his / her] family living there] give any money toward the support of anyone who was not living there at the time, including child support, alimony, money given to parents, and things like that? Don't include loans or charitable contributions to organizations.

☐ 1. Yes

☐ 5. No

→ GO TO SECTION W

GO TO G104

G104. (CATI) How many people did [you / [REFERENCE PERSON]] [or anyone else in [your / his / her] family living there] support?

→ GO TO G106

GO TO FIRSTNAME

(WEB) How many people did [you / [REFERENCE PERSON]] [or anyone else in [your / his / her] family living there] support?

Number of people → GO TO G106

GO TO FIRSTNAME

SECTION_G.G105PEOPLE[1..24] [1..24]=Which person

FIRSTNAME, LASTNAME, G105RTHLAB. (CATI) What is the [first / next] person's first and last name?

- ENTER First name

(What is the [first / next] person's first and last name?)

- ENTER Last name

(WEB) What is [G104=1: this / G104=2-9: [LOOP 1: the first / LOOP 2-9: the next]] person's name?

First name

Last name

G105. (CATI) What is [[FIRSTNAME] [LASTNAME]'s / this person's] relationship to [you / REFERENCE PERSON]?

1. Son or daughter (including biological, step and adopted children)	2. Father or mother (including biological, step-and adoptive parents)
3. Father-in-law or mother-in-law	4. Brother or sister
5. Grandson or granddaughter (including biological, step, and adopted grandchildren)	6. Ex-Spouse
8. Friend	7. Other-specify (G105SPEC. Specify. (String 100))

(WEB) What is [FIRSTNAME] [LASTNAME]'s relationship to [you / him / her]?

1. Son or daughter (including biological, step and adopted children)	2. Father or mother (including biological, step-and adoptive parents)
3. Father-in-law or mother-in-law	4. Brother or sister
5. Grandson or granddaughter (including biological, step, and adopted grandchildren)	6. Ex-Spouse
8. Friend	7. Other – Please specify: (G105SPEC (String 100))

G105A, G105APER. (CATI) In [PYEAR], how much money did [you / [REFERENCE PERSON]] [or anyone else in [your / his / her] family living there] give to support [your / his / her] [[FIRSTNAME] [LASTNAME] / [G105] / [G105SPEC]]?

\$ 1 – 9,999,997 DK/RF → GO TO G106 RULE



The amount entered is: [G105A] per ____

- SELECT the unit of time below

5. Month 6. Year

7. Other-specify (G105APERSPEC. Specify. (String 100))

(WEB) In [PYEAR], how much money did [you / [REFERENCE PERSON]] [or anyone else in [your / his / her] family living there] give to support [your / his / her] [[FIRSTNAME] [LASTNAME] / [G105] / [G105SPEC]]?

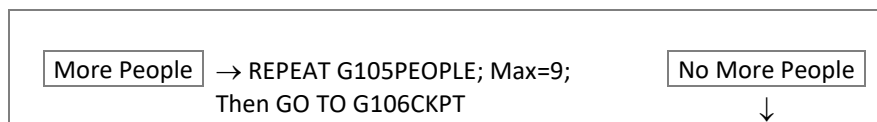
\$ 1 – 9,999,997 .00 per 5. Month 6. Year

CHECK: Please enter a number from 1 to 9,999,997.

7. Other - Please specify: (G105APERSPEC)

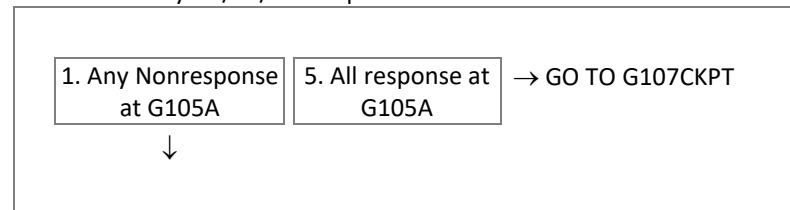
SIGNAL: Please select a unit of time.

G106 RULE: Whether More People Reported at G104



End G105PEOPLE

G106CKPT: Whether Any DK/RF/NA Response to G105A



G106, G106PER. (CATI) How much money did [you / [REFERENCE PERSON]] [or anyone else in [your family living there] give to support anyone who was not living there at the time altogether in [PYEAR]]?

\$ 1 – 9,999,997 DK/RF → GO TO G107CKPT



The amount entered is: [G106] per ____

- SELECT the unit of time below

5. Month 6. Year

7. Other-specify (G106PERSPEC. Specify. (String 100))

(WEB) How much money did [you / [REFERENCE PERSON]] [or anyone else in [your family living there] give to support anyone who was not living there at the time ALTOGETHER in [PYEAR]]?

\$ 1 – 9,999,997 .00 per 5. Month 6. Year

CHECK: Please enter a number from 1 to 9,999,997.

7. Other - Please specify: (G106PERSPEC)

SIGNAL: Please select a unit of time.

G107CKPT: Whether Reported Support of a Child at G105

<input type="button" value="1. Reported Support of a Child (G105=1)"/>	<input type="button" value="5. All Others"/> → GO TO G109CKPT
↓	

G107. (CATI) Was any of that child support (in [PYEAR])?

<input type="button" value="1. Yes"/>	<input type="button" value="5. No"/> → GO TO G109CKPT
---------------------------------------	---

GO TO G108

(WEB) Was any of that child support in [PYEAR]?

<input type="button" value="1. Yes"/>	<input type="button" value="5. No"/> → GO TO G109CKPT
---------------------------------------	---

GO TO G108

G108. (CATI) How much did that child support amount to in [PYEAR]?

(WEB) How much did that child support amount to in [PYEAR]?

 .00

CHECK: Please enter an amount less than or equal to [G106].

G109CKPT: Whether Reported Support of an Ex-Spouse at G105

<input type="button" value="1. Reported Support of an Ex-Spouse (G105=6)"/>	<input type="button" value="5. All Others"/> → GO TO G111 RULE
↓	

G109. (CATI) Was any of the money [you / [REFERENCE PERSON]] gave in [PYEAR] alimony?

<input type="button" value="1. Yes"/>	<input type="button" value="5. No"/> → GO TO G111 RULE
---------------------------------------	--

GO TO G110

(WEB) Was any of the money [you / [REFERENCE PERSON]] gave in [PYEAR] alimony?

<input type="button" value="1. Yes"/>	<input type="button" value="5. No"/> → GO TO G111 RULE
---------------------------------------	--

GO TO G110

G110. (CATI) How much did that alimony amount to in [PYEAR]?

(WEB) How much did that alimony amount to in [PYEAR]?

 .00

CHECK: Please enter an amount less than or equal to [G106].

G111 RULE: Number of People Reported at G104

<input type="button" value="More Than One"/>	<input type="button" value="Only One"/> → GO TO G114
↓	

G112. (CATI) Were any of those people dependent on [you / [REFERENCE PERSON]] for more than half of their total support (in [PYEAR])?

→ GO TO SECTION W

GO TO G113

(WEB) Were any of those people dependent on [you / [REFERENCE PERSON]] for more than half of their total support in [PYEAR]?

→ GO TO SECTION W

GO TO G113

G113. (CATI) How many people was that?

GO TO SECTION W

(WEB) How many people was that?

Number of people

GO TO SECTION W

CHECK: Please enter a number less than or equal to [G104].

G114. (CATI) Was that person dependent on [you / [REFERENCE PERSON]] for more than half of their total support (in [PYEAR])?

GO TO SECTION W

(WEB) Was that person dependent on [you / [REFERENCE PERSON]] for more than half of their total support in [PYEAR]?

GO TO SECTION W

End SECTION_G

Section W: Wealth; Active Savings

[TOC](#)

SECTION_W

ENTRYWCKPT. CAI Checkpoint: Whether Content Skipped for Entry lw

1. Entry lw (W_EntrylwFlag=1 & lwType=2) → SKIP SECTION W; GO TO SECTION P	5. Not Entry lw
--	-----------------

Other Real Estate

W1. (CATI) The next questions I will be asking are designed to give estimates of the wealth of families. [R=RP, SP, OFUM: In these questions when I refer to the family, I mean your family living there with you.]

Do you [or your family living there] have any real estate [A19=OWNS: other than your main home,] such as a second home, land (not including farmland), rental real estate, or money owed to you on a land contract?

1. Yes 5. No → GO TO W6

GO TO W1A

(WEB) The next questions are designed to give estimates of the wealth of families in the United States. [R=RP, SP, OFUM: In these questions, "family" means your family living there with you.]

Do you [or your family living there] have any real estate [A19=OWNS: other than your main home,] such as a second home, land not including farmland, rental real estate, or money owed to you on a land contract?

1. Yes 5. No → GO TO W6

GO TO W1A

W1A. (CATI) Does that include a second home?

1. Yes 5. No

(WEB) Does that include a second home?

1. Yes 5. No

W2A. (CATI) How much is the real estate worth, that is, how much would it sell for?

- **If needed:** Real estate [A19=OWNS: other than your main home,] such as a second home, land (not including farmland), rental real estate, or money owed to you on a land contract

\$ 0 – 999,999,997 → GO TO W2B DK/RF → GO TO W3A

(WEB) How much is the real estate worth, that is, how much would it sell for?

\$ 0 – 999,999,997 .00 → GO TO W2B NA → GO TO W3AW5A_W

CHECK: Please enter a number from 0 to 999999997.

W3A. (CATI ONLY) Would it amount to \$50,000 or more?

1. Yes

5. No DK/RF → GO TO W2B



W4A. (CATI ONLY) \$175,000 or more? W5A. (CATI ONLY) \$20,000 or more?

1. Yes 5. No DK/RF

1. Yes 5. No DK/RF

GO TO W2B

GO TO W2B

W3AW5A_W. (WEB ONLY) What is your best estimate?

1. Less than \$20,000	2. \$20,000 to less than \$50,000
3. \$50,000 to less than \$175,000	4. \$175,000 or more

W2B. (CATI) (And) how much debt do you owe on that (real estate)?

- **If needed:** Real estate [*A19=OWNS*: other than your main home,] such as a second home, land (not including farmland), rental real estate, or money owed to you on a land contract

\$ 0 – 999,999,997 → GO TO W6 DK/RF → GO TO W3B

(WEB) How much debt do you owe on that real estate?

\$ 0 – 999,999,997 .00 → GO TO W6 NA → GO TO W3BW5B_W

CHECK: Please enter a number from 0 to 999999997.

W3B. (CATI ONLY) Would it amount to \$50,000 or more?

1. Yes	5. No	DK/RF → GO TO W6
↓	↓	

W4B. (CATI ONLY) \$175,000 or more? W5B. (CATI ONLY) \$20,000 or more?

1. Yes	5. No	DK/RF	1. Yes	5. No	DK/RF
GO TO W6			GO TO W6		

W3BW5B_W. (WEB ONLY) What is your best estimate?

1. Less than \$20,000	2. \$20,000 to less than \$50,000
3. \$50,000 to less than \$175,000	4. \$175,000 or more

Personal Vehicles

W6. (CATI) What about the value of what you [or anyone in your family living there] own on wheels? Including [*F47=YES*: personal vehicles you may have already told me about and] any [*F47=YES*: other] cars, trucks, a motor home, a trailer, or a boat - what are they worth all together, minus anything you still owe on them?

- Include only vehicles owned by the FU
- DO NOT include vehicles owned by HU or HUCS people

\$ -99,999,999 – 999,999,997 → GO TO W10 DK/RF → GO TO W7

(WEB) What about the value of vehicles, including [*F47=YES*: personal vehicles you may have already reported and] any cars, trucks, motor homes, trailers, or boats – what are they worth all together, minus anything you [or anyone in your family living there] still owe on them?

For amounts less than \$0.00, enter the minus symbol (-) and then the amount. For example: Enter “-500” to indicate a loss of \$500.00.

\$ -99,999,999 – 999,999,997 .00 → GO TO W10 NA → GO TO W7W9_W

CHECK: Please enter a number from -99999999 to 999999997.

W7. (CATI ONLY) Would they amount to \$10,000 or more?

1. Yes	5. No	DK/RF → GO TO W10
↓	↓	

W8. (CATI ONLY) \$25,000 or more? W9. (CATI ONLY) \$2,000 or more?

1. Yes	5. No	DK/RF	1. Yes	5. No	DK/RF
GO TO W10			GO TO W10		

W7W9_W. (WEB ONLY) What is your best estimate?

1. Less than \$2,000	2. \$2,000 to less than \$10,000
3. \$10,000 to less than \$25,000	4. \$25,000 or more

Farm or Business

W10. (CATI) Do you [or anyone in your family living there] currently own part or all of a farm or business?

1. Yes 5. No → GO TO W15

GO TO W11A

(WEB) Do you [or anyone in your family living there] currently own part or all of a farm or business?

1. Yes 5. No → GO TO W15

GO TO W11A

W11A. (CATI) How much is your part (of the farm or business) worth, that is, how much would it sell for?

\$ 0 – 999,999,997 → GO TO W11B DK/RF → GO TO W12A

(WEB) How much is your part of the farm or business worth, that is, how much would it sell for?

\$ 0 – 999,999,997 .00 → GO TO W11B NA → GO TO W12AW14A_W

CHECK: Please enter a number from 0 to 999999997.

W12A. (CATI ONLY) Would it amount to \$50,000 or more?	
1. Yes	5. No DK/RF → GO TO W11B
↓	↓
W13A. (CATI ONLY) \$200,000 or more?	W14A. (CATI ONLY) \$10,000 or more?
1. Yes 5. No DK/RF	1. Yes 5. No DK/RF
GO TO W11B	GO TO W11B

W12AW14A_W. (WEB ONLY) What is your best estimate?

1. Less than \$10,000	2. \$10,000 to less than \$50,000
3. \$50,000 to less than \$200,000	4. \$200,000 or more

W11B. (CATI) And how much debt do you owe on that (farm or business)?

\$ 0 – 999,999,997 → GO TO W15 DK/RF → GO TO W12B

(WEB) How much debt do you owe on that farm or business?

\$ 0 – 999,999,997 .00 → GO TO W15 NA → GO TO W12BW14B_W

CHECK: Please enter a number from 0 to 999999997.

W12B. (CATI ONLY) Would it amount to \$50,000 or more?	
1. Yes	5. No DK/RF → GO TO W15
↓	↓
W13B. (CATI ONLY) \$200,000 or more?	W14B. (CATI ONLY) \$10,000 or more?
1. Yes 5. No DK/RF	1. Yes 5. No DK/RF
GO TO W15	GO TO W15

W12BW14B_W. (WEB ONLY) What is your best estimate?

1. Less than \$10,000	2. \$10,000 to less than \$50,000
3. \$50,000 to less than \$200,000	4. \$200,000 or more

Stocks

W15. (CATI) (Do you [or anyone in your family living there] have...)

Any shares of stock in publicly held corporations, stock mutual funds, or investment trusts, not including stocks in retirement accounts?

1. Yes 5. No → GO TO W21

GO TO W16

(WEB) Do you [or anyone in your family living there] have any shares of stock in publicly held corporations, stock mutual funds, or investment trusts, not including stocks in employer-based pensions or Individual Retirement Accounts (IRAs)?

1. Yes 5. No → GO TO W21

GO TO W16

W16. (CATI) If you sold all that and paid off anything you owed on it, how much would you have?

\$ -99,999,999 – 999,999,997 → GO TO W20CCKPT DK/RF → GO TO W17

(WEB) If you sold all that and paid off anything you owed on it, how much would you have?

For amounts less than \$0.00, enter the minus symbol (-) and then the amount. For example: Enter “-500” to indicate a loss of \$500.00.

\$ -99,999,999 – 999,999,997 .00 → GO TO W20CCKPT NA → GO TO W17W20_W

CHECK: Please enter a number from -999999999 to 999999997.

W17. (CATI ONLY) Would it amount to \$50,000 or more?

1. Yes 5. No DK/RF → GO TO W20CCKPT

↓

↓

W20. (CATI ONLY) \$150,000 or more? W19. (CATI ONLY) \$15,000 or more?

1. Yes 5. No DK/RF 1. Yes 5. No DK/RF

GO TO W20CCKPT

GO TO W20CCKPT

W17W20_W. (WEB ONLY) What is your best estimate?

1. Less than \$15,000	2. \$15,000 to less than \$50,000
3. \$50,000 to less than \$150,000	4. \$150,000 or more

W20CCKPT. CAI Checkpoint: Whether Dividend Account Reported But Dividend Income Was Not (Section G)

1. Dividends Reported But Dividend Income Not Reported (W16=1-999,999,997 & G25B[1]<>Yes & G25B[2]<>Yes) 5. All Others → GO TO W21

↓

W20E, W20EPER. (CATI) [RP+SP IN FU: For both [R=RP, SP: you and [[REFERENCE PERSON] / [SPOUSE-PARTNER]] / R=OFUM, PROXY: [REFERENCE PERSON] and [SPOUSE-PARTNER]], how much in dividends did [R=RP, SP: you / R=OFUM, PROXY: they] receive / RP ONLY IN FU: How much were [R=RP: your / R=OFUM, PROXY: [his /her]] dividends] altogether in [PYEAR]?

- Includes reinvested dividends
- ENTER amount here, then SELECT unit of time on next screen (Month, Year)

→ GO TO W21 → GO TO W20F2



The amount entered is: [W20E] per _____

- SELECT the unit of time below

(WEB) How much in dividends did [R=RP & RP ONLY IN FU: you / R=RP, SP & RP+SP IN FU: you and [[REFERENCE PERSON] / [SPOUSE-PARTNER]] / R=OFUM, PROXY & RP ONLY IN FU: [REFERENCE PERSON] / R=OFUM, PROXY & RP+SP IN FU: [REFERENCE PERSON] and [SPOUSE-PARTNER]] receive altogether in [PYEAR]?

\$ → GO TO W21 .00 per

CHECK: Please enter a number from 1 to 999997.

SIGNAL: Please select a unit of time

W20F2. (CATI) How many months of ^PYEAR did [you / [REFERENCE PERSON] / [SPOUSE-PARTNER]] get this income?

(WEB) How many months of ^PYEAR did [you / [REFERENCE PERSON] / [SPOUSE-PARTNER]] get this income?

Annuities & Individual Retirement Account

W21. (CATI) (Do you [or anyone in your family living there] have...)

Any money in private annuities, or Individual Retirement Accounts (I.R.A.s)?

→ GO TO W27A

GO TO W21A

(WEB) Do you [or anyone in your family living there] have any money in private annuities or Individual Retirement Accounts (IRAs)?

→ GO TO W27A

GO TO W21A

W21A. (CATI) Are they mostly in stocks, mostly in interest earning assets, split between the two, or what?

(WEB) Are they...?

W22. (CATI) How much would they be worth?

→ GO TO W27A → GO TO W23

(WEB) How much would they be worth?

\$.00 → GO TO W27A → GO TO W23W26_W

CHECK: Please enter a number from 1 to 999999997.

W23. (CATI ONLY) Would it amount to \$50,000 or more?	
<input type="text" value="1. Yes"/>	<input type="text" value="5. No"/> <input type="text" value="DK/RF"/> → GO TO W27A
↓	↓
W24. (CATI ONLY) \$100,000 or more?	W25. (CATI ONLY) \$15,000 or more?
<input type="text" value="1. Yes"/> <input type="text" value="5. No"/> <input type="text" value="DK/RF"/>	<input type="text" value="1. Yes"/> <input type="text" value="5. No"/> <input type="text" value="DK/RF"/>
↓	↓
GO TO W27A	GO TO W27A
W26. (CATI ONLY) \$250,000 or more?	
<input type="text" value="1. Yes"/> <input type="text" value="5. No"/> <input type="text" value="DK/RF"/>	
GO TO W27A	

W23W26_W. (WEB ONLY) What is your best estimate?

<input type="text" value="1. Less than \$15,000"/>	<input type="text" value="2. \$15,000 to less than \$50,000"/>
<input type="text" value="3. \$50,000 to less than \$100,000"/>	<input type="text" value="4. \$100,000 to less than \$250,000"/>
<input type="text" value="5. \$250,000 or more"/>	

Checking, Savings & Money Market Accounts

W27A. (CATI) Do you [or anyone in your family living there] have checking or savings accounts? Please include money market accounts.

→ GO TO W27B

GO TO W28A

(WEB) Do you [or anyone in your family living there] have checking or savings accounts? Please include money market accounts.

→ GO TO W27B

GO TO W28A

W27B. (CATI) What is the main reason you [or anyone in your family living there] [do / does] not have a checking or savings account?

- IF needed: Please remember that all of your responses are confidential.

→ GO TO W27

(WEB) What is the main reason you [or anyone in your family living there] [do / does] not have a checking or savings account?

Please remember that all of your responses are confidential.

→ GO TO W27

W28A. (CATI) If you added up all of your checking, saving, and money market accounts [for all of your family living there], about how much would they amount to altogether right now?

\$ → GO TO W27 → GO TO W29A

(WEB) If you added up all such accounts [for all of your family living there], about how much would they amount to altogether right now?

For amounts less than \$0.00, enter the minus symbol (-) and then the amount. For example: Enter "-500" to indicate a loss of \$500.00.

\$.00 → GO TO W27 → GO TO W29AW32A_W

CHECK: Please enter a number from -99,999,999 to 999999997.

W29A. (CATI ONLY) Would they amount to \$4,000 or more?		
<input type="text" value="1. Yes"/>	<input type="text" value="5. No"/>	<input type="text" value="DK/RF"/> → GO TO W27
↓	↓	
W30A. (CATI ONLY) \$15,000 or more?	W32A. (CATI ONLY) \$1,000 or more?	
<input type="text" value="1. Yes"/> <input type="text" value="5. No"/> <input type="text" value="DK/RF"/>	<input type="text" value="1. Yes"/> <input type="text" value="5. No"/> <input type="text" value="DK/RF"/>	
↓	↓	
GO TO W27		GO TO W27
W31A. (CATI ONLY) \$60,000 or more?		
<input type="text" value="1. Yes"/> <input type="text" value="5. No"/> <input type="text" value="DK/RF"/>		
GO TO W27		

W29AW32A_W. (WEB ONLY) What is your best estimate?

<input type="text" value="1. Less than \$1,000"/>	<input type="text" value="2. \$1,000 to less than \$4,000"/>
<input type="text" value="3. \$4,000 to less than \$15,000"/>	<input type="text" value="4. \$15,000 to less than \$60,000"/>
<input type="text" value="5. \$60,000 or more"/>	

Certificate of Deposit, Bonds & Treasury Bills

W27. (CATI) Not including retirement accounts, do you [or anyone in your family living there] have any money in certificates of deposit, government bonds, or treasury bills?

→ GO TO W31CCKPT

GO TO W28

(WEB) Not including employer-based pensions or Individual Retirement Accounts (IRAs), do you [or anyone in your family living there] have any money in certificates of deposit, government bonds, or treasury bills?

→ GO TO W31CCKPT

GO TO W28

W28. (CATI) If you added up all such accounts [for all of your family living there], about how much would they amount to altogether right now?

\$ → GO TO W31CCKPT → GO TO W29

(WEB) If you added up all such accounts [for all of your family living there], about how much would they amount to altogether right now?

\$.00 → GO TO W31CCKPT → GO TO W29W32_W

CHECK: Please enter a number from 1 to 999999997.

W29. (CATI ONLY) Would they amount to \$5,000 or more?

1. Yes 5. No DK/RF → GO TO W31CCKPT

↓

W30. (CATI ONLY) \$10,000 or more? W32. (CATI ONLY) \$1,000 or more?

1. Yes 5. No DK/RF 1. Yes 5. No DK/RF

↓ GO TO W31CCKPT GO TO W31CCKPT

W31. (CATI ONLY) \$50,000 or more?

1. Yes 5. No DK/RF

GO TO W31CCKPT

W29W32_W. (WEB ONLY) What is your best estimate?

1. Less than \$1,000	2. \$1,000 to less than \$5,000
3. \$5,000 to less than \$10,000	4. \$10,000 to less than \$50,000
5. \$50,000 or more	

W31CCKPT. CAI Checkpoint: Whether Interest Account Reported But Interest Income Was Not (Section G)

1. Interest Reported But Interest Income Not Reported ((W28A=1-999,999,997 or W28=1-999,999,997) & G25C[1]<>Yes & G25C[2]<>Yes)	5. All Others → GO TO W33
--	---------------------------

↓

W31E, W31EPER. (CATI) [RP+SP IN FU: For both [R=RP, SP: you and [[REFERENCE PERSON] / [SPOUSE-PARTNER]] / R=OFUM, PROXY: [REFERENCE PERSON] and [SPOUSE-PARTNER]], how much / RP ONLY IN FU: How much] interest did [R=RP, SP: you / R=OFUM, PROXY: [RP+SP IN FU: they / RP ONLY IN FU: [he / she]]] earn altogether in [PYEAR]?

- ENTER amount here, then SELECT unit of time on next screen (Month, Year)

\$ 0 → GO TO W33 \$ 1 – 999,997 DK/RF → GO TO W31F



The amount entered is: [W31E] per ____

- SELECT the unit of time below

5. Month 6. Year 7. Other-specify (W31EPERSPEC. Specify. (String 100))

(WEB) How much interest did [R=RP & RP ONLY IN FU: you / R=RP, SP & RP+SP IN FU: you and [[REFERENCE PERSON] / [SPOUSE-PARTNER]] / R=OFUM, PROXY & RP ONLY IN FU: [REFERENCE PERSON] / R=OFUM, PROXY & RP+SP IN FU: [REFERENCE PERSON] and [SPOUSE-PARTNER]] receive altogether in [PYEAR]?

\$ 0 → GO TO W33 NA 1 – 999,997 .00 per 5. Month 6. Year

CHECK: Please enter a number from 0 to 999997.

7. Other - Please specify: (W31EPERSPEC)

SIGNAL: Please select a unit of time

W31F2. (CATI) How many months of ^PYEAR did [you / [REFERENCE PERSON] / [SPOUSE-PARTNER]] get this income?

(WEB) How many months of ^PYEAR did [you / [REFERENCE PERSON] / [SPOUSE-PARTNER]] get this income?

Life Insurance, Collections, Trusts & Estates

W33. (CATI) (Do you [or anyone in your family living there] have...)

Any other savings or assets, such as cash value in a life insurance policy, a valuable collection for investment purposes, or rights in a trust or estate that you haven't already told us about?

→ GO TO W38A

GO TO W34

(WEB) Do you [or anyone in your family living there] have any other savings or assets, such as cash value in a life insurance policy, a valuable collection for investment purposes, or rights in a trust or estate that you haven't already reported?

→ GO TO W38A

GO TO W34

W34. (CATI) If you sold that and paid off any debts on it, how much would you have?

→ GO TO W38A

→ GO TO W35

(WEB) If you sold that and paid off any debts on it, how much would you have?

For amounts less than \$0.00, enter the minus symbol (-) and then the amount. For example: Enter "-500" to indicate a loss of \$500.00.

\$.00 → GO TO W38A

→ GO TO W35W37_W

CHECK: Please enter a number from -99999999 to 999999997.

W35. (CATI ONLY) Would it amount to \$10,000 or more?

→ GO TO W38A

↓

W36. (CATI ONLY) \$25,000 or more?

GO TO W38A

↓

W37. (CATI ONLY) \$2,000 or more?

GO TO W38A

W35W37_W. (WEB ONLY) What is your best estimate?

Credit Card Debt

W38A. (CATI) Aside from the debts that we have already talked about, [A23=YES & (F65=YES or F67>0): like any mortgage on your main home or vehicle loans / A23<>YES & (F65=YES or F67>0): like vehicle loans / A23=YES & (F65<>YES or F67=0, DK, RF, NA): like any mortgage on your main home,] do you [or anyone in your family living there] currently have any credit card or store card debt? Do not count new debt that will be paid off this month.

→ GO TO W38B

GO TO W39A

(WEB) Aside from the debts that you have already reported, [A23=YES & (F65=YES or F67>0): like any mortgage on your main home or vehicle loans, / A23<>YES & (F65=YES or F67>0): like vehicle loans, / A23=YES & (F65<>YES or F67=0,DK, RF, NA): like any mortgage on your main home,] do you [or anyone in your family living there] currently have any credit card or store card debt? Do not count new debt that will be paid off this month.

→ GO TO W38B

GO TO W39A

W39A. (CATI) If you added up all credit card and store card debts [for all of your family living there], about how much would they amount to right now? (Please do not count any new debt that will be paid off this month.)

- INCLUDE unpaid balance(s) only, or credit card and store card debts that are outstanding

→ GO TO W38B → GO TO W40A

(WEB) If you added up all credit card and store card debts [for all of your family living there], about how much would they amount to right now? Please do not count any new debt that will be paid off this month.

\$.00 → GO TO W38B → GO TO W40W43A_W

CHECK: Please enter a number from 1 to 999999997.

W40A. (CATI ONLY) Would they amount to \$5,000 or more?		
<input type="text" value="1. Yes"/> ↓	<input type="text" value="5. No"/> <input type="text" value="DK/RF"/> → GO TO W38B ↓	
W41A. (CATI ONLY) (Would they amount to) \$10,000 or more? <input type="text" value="1. Yes"/> <input type="text" value="5. No"/> <input type="text" value="DK/RF"/> ↓ GO TO W38B	W42A. (CATI ONLY) (Would they amount to) \$1,000 or more? <input type="text" value="1. Yes"/> <input type="text" value="5. No"/> <input type="text" value="DK/RF"/> ↓ GO TO W38B	
W43A. (CATI ONLY) (Would they amount to) \$15,000 or more? <input type="text" value="1. Yes"/> <input type="text" value="5. No"/> <input type="text" value="DK/RF"/> ↓ GO TO W38B		

W40W43A_W. (WEB ONLY) What is your best estimate?

1. Less than \$1,000	2. \$1,000 to less than \$5,000
3. \$5,000 to less than \$10,000	4. \$10,000 to less than \$15,000
5. \$15,000 or more	

Student Loans, Medical/Legal Bills & Loans from Relatives

W38B. (CATI) Do you [or anyone in your family living there] currently have any other debts such as student loans, medical or legal bills, or loans from relatives?

- ENTER all that apply
- PROBE: Any others?

1. Student loans	2. Medical bills	3. Legal bills	4. Loans from relatives	7. Other-specify
------------------	------------------	----------------	-------------------------	------------------

ASK W39B1-W43B1 GO TO W38B1ACKPT GO TO W38B1ACKPT GO TO W38B1ACKPT GO TO W38B1ACKPT

5. No; None of the above	DK/RF
--------------------------	-------

GO TO W38B1ACKPT

(WEB) Do you [or anyone in your family living there] currently have any other debts such as student loans, medical or legal bills, or loans from relatives?

Please select all that apply.

1. Student loans	2. Medical bills	3. Legal bills	4. Loans from relatives	7. Other
------------------	------------------	----------------	-------------------------	----------

ASK W39B1-W43B1 GO TO W38B1ACKPT GO TO W38B1ACKPT GO TO W38B1ACKPT GO TO W38B1ACKPT

5. No; None of the above	NA
--------------------------	----

GO TO W38B1ACKPT

W38B=1. Student loans

W39B1. (CATI) If you added up all student loans [for all of your family living there], about how much would they amount to right now?

- INCLUDE unpaid balance(s), or student loans that are outstanding

\$ 1 – 9,999,997 → GO TO W38B1ACKPT DK/RF → GO TO W40B1

(WEB) If you added up all student loans [for all of your family living there], about how much would they amount to right now? Please do not count any new debt that will be paid off this month.

\$ 1 – 9,999,997 .00 → GO TO W38B1ACKPT NA → GO TO W40W43B1_W

CHECK: Please enter a number from 1 to 9999997.

W40B1. (CATI ONLY) Would they amount to \$25,000 or more?

1. Yes	5. No	DK/RF → GO TO W38B1ACKPT
--------	-------	--------------------------

↓

W41B1. (CATI ONLY) (Would they amount to) \$50,000 or more?	W42B1. (CATI ONLY) (Would they amount to) \$10,000 or more?
1. Yes 5. No DK/RF	1. Yes 5. No DK/RF

↓ GO TO W38B1ACKPT GO TO W38B1ACKPT

W43B1. (CATI ONLY) (Would they amount to)
\$75,000 or more?

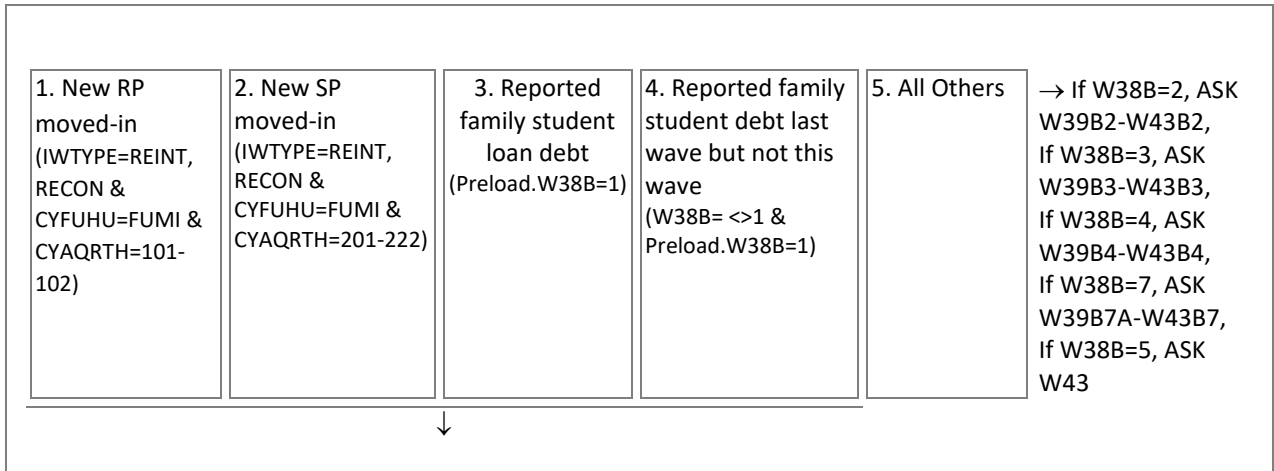
1. Yes	5. No	DK/RF
--------	-------	-------

GO TO W38B1ACKPT

W40W43B1_W. (WEB ONLY) What is your best estimate?

1. Less than \$10,000	2. \$10,000 to less than \$25,000
3. \$25,000 to less than \$50,000	4. \$50,000 to less than \$75,000
5. \$75,000 or more	

W38B1ACKPT. CAI Checkpoint: Whether Eligible for Student Loan Debt Forgiveness



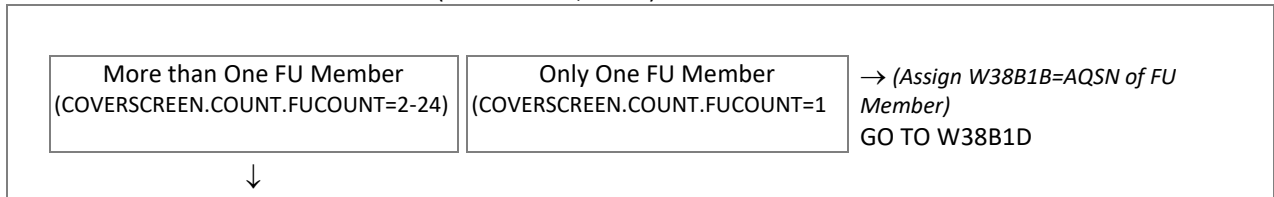
W38B1A. (CATI) Since ^P4YEAR, did you [or anyone else now living in your family] apply for or receive any student loan debt forgiveness in any federal, state, private, or other program?

1. Yes 5. No → GO TO W39(B2/B3/B4/B7A) or W43

(WEB) Since ^P4YEAR, did you [or anyone else now living in your family] apply for or receive any student loan debt forgiveness in any federal, state, private, or other program?

1. Yes 5. No → GO TO W39(B2/B3/B4/B7A) or W43

W38B1B RULE: Number of Current FU Members (CYFUHU=FU, FUMI)



W38B1B. (CATI) Who is that?

- ENTER all that apply
- PROBE: Any others?

1 – 24. [CYNAMF] [CYNAML], [CYAQRTH], [CYFUHU] AQSN list of FU members, if FU or FUMI

(WEB) Who is that?

Please select all that apply.

1 – 24. [CYNAMF] [CYNAML] (age [AGEIWDAT]) AQSN list of all FU members, if FU or FUMI

W38B1C. (CATI) Altogether, if you added up all student loans [for all of your family living there], about how much was forgiven?

\$ 1 – 9,999,996 0 9999997. (SP_0a) None

(WEB) Altogether, if you added up all student loans [for all of your family living there], about how much was forgiven?

\$ 1 – 9,999,996 0 9999997. (SP_0a) None

SECTION_W.38B1D-W.38B1J[1..2] [1]=Reference Person, [2]=Spouse-Partner
 AQSN. AQSN of Reference Person (Spouse-Partner). Assigned.

W38B1D. (CATI) [CYNAMF] [CYNAML], [CYAQRTH], [CYFUHU], AGE [AGEIWDAT] [(Respondent)]

[Loop 1: Now we will ask about [your / [REFERENCE PERSON's]] individual student loan debt and any forgiveness [you have / he has / she has]. [SPOUSE-PARTNER IN FU: We will ask these questions about [SPOUSE-PARTNER], next. / ALL OTHERS: null]] [Do you, yourself, / Does [REFERENCE PERSON] / Does [SPOUSE-PARTNER]] have any current student debt or any student loans that were paid off in the last four years?

(WEB) [Do you, yourself, / Does [REFERENCE PERSON] / Does [SPOUSE-PARTNER]] have any CURRENT student debt or any student loans that were paid off in the LAST FOUR YEARS?

1. Yes 5. No → GO TO W38B1G

W38B1E. (CATI) [CYNAMF] [CYNAML], [CYAQRTH], [CYFUHU], AGE [AGEIWDAT] [(Respondent)]

What type(s) of loan(s) did [you / [REFERENCE PERSON] / [SPOUSE-PARTNER]] take out to help pay for [your / [REFERENCE PERSON's] / [SPOUSE-PARTNER's]] education?

- ENTER all that apply
- PROBE: Any others?

1. Federal student loan (e.g. Stafford or Perkins loans)

2. State student loan

3. Private student loan (e.g. Sallie Mae, CitiBank, WellsFargo)

7. Other-specify (W38B1ESPEC. What other type of loan? (String 200))

(WEB) What type(s) of loan(s) did [you / [REFERENCE PERSON] / [SPOUSE-PARTNER]] take out to help pay for [your / [REFERENCE PERSON's] / [SPOUSE-PARTNER's]] education?

Please select all that apply.

1. Federal student loan (e.g. Stafford or Perkins loans)

2. State student loan

3. Private student loan (e.g. Sallie Mae, CitiBank, WellsFargo)

7. Other – Please specify: (W38B1ESPEC String 200))

W38B1FCKPT: Number of Current FU Members (CYFUHU=FU, FUMI)

1. More than One FU Member
(COVERSCREEN.COUNT.FUCOUNT=2-24)

2. Only One FU Member W/O
Current Student Loans
(COVERSCREEN.COUNT.FUCOUNT=1
& W38B<>1)

3. Only One FU Member W/
Current Student Loans & Value
Reported
(COVERSCREEN.COUNT.FUCOUNT=1
& W38B=1 & W39B1=response)

4. Only One FU Member W/
Current Student Loans &
Value Not Reported
(COVERSCREEN.COUNT.FUCOUNT=1
& W38B=1 & W39B1=nonresponse)



(Assign W38B1F=W39B1, Assign
W38B1G=Yes)
GO TO W38B1H

(WEB: Assign W39B1F=empty,
assign W38B1G=yes)
(CATI: Assign W39B1F=DK/RF,
assign W38B1G=yes)
GO TO W38B1H

W38B1F. (CATI) [CYNAMF] [CYNAML], [CYAQRTH], [CYFUHU], AGE [AGEIWDATE] [(Respondent)]

About how much do [your / [REFERENCE PERSON's] / [SPOUSE-PARTNER's]] student loans amount to altogether right now?

→ GO TO W38B1G
↓ W38B1F1
RULE

GO TO W38B1G

(WEB) About how much do [your / [REFERENCE PERSON's] / [SPOUSE-PARTNER's]] student loans amount to altogether right now?

\$.00 → GO TO W38B1G CHECK: *Please enter numbers only. Negative numbers (<0) and "0" are not allowed.*
↓

GO TO W38B1G

CHECK: *Please enter a number from 1 to 9,999,996.*

W38B1F1 RULE. Mode of Interview

→ GO TO W38B1F1_W

↓

W38B1F1. (CATI) Would it amount to \$10,000 or more?

→ GO TO W38B1F4 → GO TO W38BG

↓

W38B1F2. (CATI) (Would it amount to...)
\$20,000 or more?

↓

GO TO W38B1G

W38B1F3. (CATI) (Would it amount to...)
\$50,000 or more?

GO TO W38B1G

W38B1F4. (CATI) (Would it amount to...)
\$5,000 or more?

GO TO W38B1G

W38B1F1_W. (WEB) What is your best estimate?

1. Less than \$5,000	2. \$5,000 to less than \$10,000	3. \$10,000 to less than \$20,000
4. \$20,000 to less than \$50,000	5. \$50,000 or more	

GO TO W38B1G

W38B1G. (CATI) [CYNAMF] [CYNAML], [CYAQRTH], [CYFUHU], AGE [AGEIWDATE] [(Respondent)]

Did [you / [REFERENCE PERSON] / [SPOUSE-PARTNER]] apply for student loan forgiveness?

1. Yes 5. No → GO TO W31B1KCKPT



(WEB) Did [you / [REFERENCE PERSON] / [SPOUSE-PARTNER]] apply for student loan forgiveness?

1. Yes 5. No → GO TO W31B1KCKPT



W38B1H. (CATI) In the last four years, altogether, how much of [your / [REFERENCE PERSON's] / [SPOUSE-PARTNER's]] student loan debt has been forgiven?

- If R says "applied but not yet eligible" or if eligibility is unknown select "none".
- If R says "eligible but forgiveness has not been received yet" select "none".

\$ 1 -9,999,996 → GO TO W38B1J DK/RF

↓ W38B1H1 RULE

O 9999997. (SP_0a) None

GO TO W38B1J

(WEB) In the last four years, altogether, how much of [your / [REFERENCE PERSON's] / [SPOUSE-PARTNER's]] student loan debt has been forgiven?

If [you have/ he has / she has] applied and [are/is] not eligible or [your / his / her] eligibility is unknown, please select "none".

If [you are / he is / she is] eligible and [have / has] not yet received forgiveness, please select "none".

\$ 1 -9,999,996 .00 → GO TO W38B1J NA CHECK: Please enter numbers only. Negative numbers (<0) and "0" are not allowed.



O 9999997. (SP_0a) None

GO TO W38B1J

W38B1H1 RULE. Mode of Interview

CATI (CASEMODE=IWER)	WEB (CASEMODE=SELF)	→ GO TO W38B1H1_W
↓		

W38B1H1. (CATI) Would it amount to \$10,000 or more?

1. Yes 5. No → GO TO DK/RF → GO TO W38B1J



W38B1H4

W38B1H2. (CATI) (Would it amount to...)
\$20,000 or more?

1. Yes 5. No DK/RF



GO TO W38B1J

W38B1H3. (CATI) (Would it amount to...)
\$50,000 or more?

1. Yes 5. No DK/RF

GO TO W38B1J

W38B1H4. (CATI) (Would it amount to...)
\$5,000 or more?

1. Yes 5. No DK/RF

GO TO W38B1J

W38B1H1_W. (WEB) What is your best estimate?

1. Less than \$5,000	2. \$5,000 to less than \$10,000	3. \$10,000 to less than \$20,000
4. \$20,000 to less than \$50,000	5. \$50,000 or more	

GO TO W38B1J

W38B1J. (CATI) What is [your / [REFERENCE PERSON's] / [SPOUSE-PARTNER's]] remaining student loan debt balance, after any student loan debt forgiveness [you have / [REFERENCE PERSON] has / [SPOUSE-PARTNER has]] received?

- If R says that their student loans are now "paid off" select "none".

\$ 1 -9,999,996 → GO TO W31B1KCKPT DK/RF

↓ W38B1J1
RULE

O 9999997. (SP_0a) None

GO TO W31B1KCKPT

(WEB) What is [your / [REFERENCE PERSON's] / [SPOUSE-PARTNER's]] remaining federal student loan debt balance, after any student loan debt forgiveness [you have / [REFERENCE PERSON] has / [SPOUSE-PARTNER has]] received?

If [your / his / her] student loans are now "paid off" please select "none."

\$ 1 -9,999,996 .00 → GO TO W31B1KCKPT NA CHECK: Please enter numbers only. Negative numbers (<0) and "0" are not allowed.



O 9999997. (SP_0a) None

GO TO W31B1KCKPT

W38B1J1 RULE. Mode of Interview

CATI (CASEMODE=IWER) WEB (CASEMODE=SELF) → GO TO W38B1J1_W



W38B1J1. (CATI) Would it amount to \$10,000 or more?

1. Yes 5. No → GO TO W38B1J4 DK/RF → GO TO W31B1KCKPT

W38B1J2. (CATI) (Would it amount to...)
\$20,000 or more?

1. Yes 5. No DK/RF
↓
GO TO W31B1KCKPT

W38B1J3. (CATI) (Would it amount to...)
\$50,000 or more?

1. Yes 5. No DK/RF
↓
GO TO W31B1KCKPT

W38B1J4. (CATI) (Would it amount to...)
\$5,000 or more?

1. Yes 5. No DK/RF
↓
GO TO W31B1KCKPT

W38B1J1_W. (WEB) What is your best estimate?

1. Less than \$5,000	2. \$5,000 to less than \$10,000	3. \$10,000 to less than \$20,000
4. \$20,000 to less than \$50,000	5. \$50,000 or more	

GO TO W31B1KCKPT

W38B1KCKPT. CAI Checkpoint: Whether Spouse-Partner in FU (CYAQRTH=201-222, CYFUHU=FU, FUMI)

1. Spouse-Partner	→ REPEAT W38B1D-W38B1G; Then GO TO W39(B2/B3/B4/B7A) or W43	5. No Spouse-Partner	GO TO W39(B2/B3/B4/B7A) or W43
-------------------	--	----------------------	--------------------------------

W38B= 2. Medical bills

W39B2. (CATI) [W38B=STUDENT LOANS: How about medical bills (how much would they amount to right now) / ALL OTHERS: If you added up all medical bills [for all of your family living there], about how much would they amount to right now?]

- INCLUDE unpaid balance(s), or medical bills that are outstanding

\$ 1 – 9,999,997 → GO TO W39(B3/B4/B7A) or W43 DK/RF → GO TO W40B2

(WEB) If you added up all medical bills for all of your family living there], about how much would they amount to right now? Please include unpaid balances or outstanding medical bills.

\$ 1 – 9,999,997 .00 → GO TO W39(B3/B4/B7A) or W43 NA → GO TO W40W43B2_W

CHECK: Please enter a number from 1 to 9999997.

W40B2. (CATI ONLY) Would they amount to \$3,000 or more?

1. Yes ↓

W41B2. (CATI ONLY) (Would they amount to)
\$10,000 or more?

1. Yes 5. No DK/RF ↓

GO TO W39(B3/B4/B7A) or W43

W42B2. (CATI ONLY) (Would they amount to)
\$1,000 or more?

1. Yes 5. No DK/RF ↓

GO TO W39(B3/B4/B7A) or W43

W43B2. (CATI ONLY) (Would they amount to)
\$25,000 or more?

1. Yes 5. No DK/RF ↓

GO TO W39(B3/B4/B7A) or W43

W40W43B2_W. (WEB ONLY) What is your best estimate?

1. Less than \$1,000	2. \$1,000 to less than \$3,000
3. \$3,000 to less than \$10,000	4. \$10,000 to less than \$25,000
5. \$25,000 or more	

W38B=3. Legal bills

W39B3. (CATI) [W38B=STUDENT LOANS, MEDICAL BILLS: How about legal bills (how much would they amount to right now) / ALL OTHERS: If you added up all legal bills [for all of your family living there], about how much would they amount to right now?]

- INCLUDE unpaid balance(s), or legal bills that are outstanding

\$ 1 – 9,999,997 → GO TO W39(B4/B7A) or W43 DK/RF → GO TO W40B3

(WEB) If you added up all legal bills [for all of your family living there], about how much would they amount to right now? Please include unpaid balances or outstanding legal bills.

\$ 1 – 9,999,997 .00 → GO TO W39(B4/B7A) or W43 NA → GO TO W40W43B3_W

CHECK: Please enter a number from 1 to 9999997.

W40B3. (CATI ONLY) Would they amount to \$3,000 or more?

1. Yes ↓

W41B3. (CATI ONLY) (Would they amount to)
\$8,000 or more?

1. Yes 5. No DK/RF ↓

GO TO W39(B4/B7A) or W43

W42B3. (CATI ONLY) (Would they amount to)
\$1,000 or more?

1. Yes 5. No DK/RF ↓

GO TO W39(B4/B7A) or W43

W43B3. (CATI ONLY) (Would they amount to)
\$20,000 or more?

1. Yes 5. No DK/RF ↓

GO TO W39(B4/B7A) or W43

W40W43B3_W. (WEB ONLY) What is your best estimate?

1. Less than \$1,000	2. \$1,000 to less than \$3,000
3. \$3,000 to less than \$8,000	4. \$8,000 to less than \$20,000
5. \$20,000 or more	

W38B= 4. Loans from relatives

W39B4. (CATI) [*W38B=STUDENT LOANS, MEDICAL BILLS, LEGAL BILLS*: How about loans from relatives (how much would they amount to right now) / *ALL OTHERS*: If you added up all loans from relatives [for all of your family living there], about how much would they amount to right now?]

- **INCLUDE unpaid balance(s), or loans from relatives that are outstanding**

\$ 1 – 9,999,997 → GO TO W39B7A or W43 DK/RF → GO TO W40B4

(WEB) If you added up all loans from relatives [for all of your family living there], about how much would they amount to right now? Please include unpaid balances or outstanding loans from relatives.

\$ 1 – 9,999,997 .00 → GO TO W39B7A or W43 NA → GO TO W40W43B4_W

CHECK: Please enter a number from 1 to 9999997.

W40B4. (CATI ONLY) Would they amount to \$4,000 or more?

1. Yes



W41B4. (CATI ONLY) (Would they amount to)

\$10,000 or more?

1. Yes

5. No

DK/RF



GO TO W39B7A or
W43

W43B4. (CATI ONLY) (Would they amount to)

\$20,000 or more?

1. Yes

5. No

DK/RF

GO TO W39B7A or W43

5. No

DK/RF



W42B4. (CATI ONLY) (Would they amount to)

\$1,000 or more?

1. Yes

5. No

DK/RF

GO TO W39B7A or W43

W40W43B4_W. (WEB ONLY) What is your best estimate?

1. Less than \$1,000	2. \$1,000 to less than \$4,000
3. \$4,000 to less than \$10,000	4. \$10,000 to less than \$20,000
5. \$20,000 or more	

W38B=7. Other

W39B7A. (CATI) What were those other debts?

- **Specify**

String 200

(WEB) What were those other debts?

String 200

W39B7. (CATI) If you added up all other debts [for all of your family living there], about how much would they amount to right now?

- INCLUDE unpaid balance(s), or other debts that are outstanding

\$ 1 – 9,999,997 → GO TO W43 DK/RF → GO TO W40B7

(WEB) If you added up all other debts [for all of your family living there], about how much would they amount to right now? Please include unpaid balances or outstanding other debts.

\$ 1 – 9,999,997 .00 → GO TO W43 NA → GO TO W40W43B7_W

CHECK: Please enter a number from 1 to 9999997.

W40B7. (CATI ONLY) Would they amount to \$4,000 or more?	
<input type="button" value="1. Yes"/>	<input type="button" value="5. No"/> <input type="button" value="DK/RF"/> → GO TO W43
↓	↓
W41B7. (CATI ONLY) (Would they amount to) \$10,000 or more?	W42B7. (CATI ONLY) (Would they amount to) \$1,000 or more?
<input type="button" value="1. Yes"/> <input type="button" value="5. No"/> <input type="button" value="DK/RF"/>	<input type="button" value="1. Yes"/> <input type="button" value="5. No"/> <input type="button" value="DK/RF"/>
↓	↓
GO TO W43	GO TO W43
W43B7. (CATI ONLY) (Would they amount to) \$20,000 or more?	
<input type="button" value="1. Yes"/> <input type="button" value="5. No"/> <input type="button" value="DK/RF"/>	
GO TO W43	

W40W43B7_W. (WEB ONLY) What is your best estimate?

1. Less than \$1,000	2. \$1,000 to less than \$4,000
3. \$4,000 to less than \$10,000	4. \$10,000 to less than \$20,000
5. \$20,000 or more	

Money into or Cash from Annuity or IRA

W43. (CATI) These next questions are about changes in your wealth during the last two years. [R=RP, SP, OFUM: In these questions, when I refer to you I mean you and any family members living with you during that time.]

Since January [P2YEAR], did you [or anyone in your family living there] put aside money in any private annuities or I.R.A.s (Individual Retirement Account)?

 → GO TO W48

GO TO W44

(WEB) These next questions are about changes in your wealth during the last two years. [R=RP, SP, OFUM: In these questions, “family” means your family living there with you.]

Since January [P2YEAR], did you [or anyone in your family living there] put aside money in any private annuities or Individual Retirement Accounts (IRAs)?

 → GO TO W48

GO TO W44

W44. (CATI) How much did that amount to?

\$ → GO TO W48 → GO TO W45

(WEB) How much did that amount to?

\$.00 → GO TO W48 → GO TO W45W47_W

CHECK: Please enter a number from 1 to 999999997.

W45. (CATI ONLY) Was it \$10,000 or more?	
<input type="text" value="1. Yes"/>	<input type="text" value="5. No"/> <input type="text" value="DK/RF"/> → GO TO W48
↓	↓
W46. (CATI ONLY) \$50,000 or more?	W47. (CATI ONLY) \$5,000 or more?
<input type="text" value="1. Yes"/> <input type="text" value="5. No"/> <input type="text" value="DK/RF"/>	<input type="text" value="1. Yes"/> <input type="text" value="5. No"/> <input type="text" value="DK/RF"/>
GO TO W48	GO TO W48

W45W47_W. (WEB ONLY) What is your best estimate?

<input type="text" value="1. Less than \$5,000"/>	<input type="text" value="2. \$5,000 to less than \$10,000"/>
<input type="text" value="3. \$10,000 to less than \$50,000"/>	<input type="text" value="4. \$50,000 or more"/>

Cash from Pension, Annuity or IRA

W48. (CATI) (Since January [P2YEAR], did you [or anyone in your family living there]...)

Cash in any part of a pension, private annuity or I.R.A. (Individual Retirement Account)?

→ GO TO W54

GO TO W49

(WEB) Since January [P2YEAR], did you [or anyone in your family living there] cash in any part of a pension, private annuity, or Individual Retirement Account (IRA)?

→ GO TO W54

GO TO W49

W49. (CATI) How much did that amount to?

\$ → GO TO W54 → GO TO W50

(WEB) How much did that amount to?

\$.00 → GO TO W54 → GO TO W50W53_W

CHECK: Please enter a number from 1 to 999999997.

W50. (CATI ONLY) Was it \$10,000 or more?	
<input type="text" value="1. Yes"/>	<input type="text" value="5. No"/> <input type="text" value="DK/RF"/> → GO TO W54
↓	↓
W51. (CATI ONLY) \$50,000 or more?	W53. (CATI ONLY) \$5,000 or more?
<input type="text" value="1. Yes"/> <input type="text" value="5. No"/> <input type="text" value="DK/RF"/>	<input type="text" value="1. Yes"/> <input type="text" value="5. No"/> <input type="text" value="DK/RF"/>
↓	↓
GO TO W54	GO TO W54
W52. (CATI ONLY) \$100,000 or more?	
<input type="text" value="1. Yes"/> <input type="text" value="5. No"/> <input type="text" value="DK/RF"/>	
GO TO W54	

W50W53_W. (WEB ONLY) What is your best estimate?

1. Less than \$5,000	2. \$5,000 to less than \$10,000
3. \$10,000 to less than \$50,000	4. \$50,000 to less than \$100,000
5. \$100,000 or more	

Buy or Sell Main Residence

W54. (CATI) (Since January [P2YEAR], did you [or anyone in your family living there]...)

Sell any home you were using as your main residence?

1. Yes	5. No	→ GO TO W59A
--------	-------	--------------

GO TO W55

(WEB) Since January [P2YEAR], did you [or anyone in your family living there] sell any home you were using as your main dwelling?

1. Yes	5. No	→ GO TO W59A
--------	-------	--------------

GO TO W55

W55. (CATI) About how much was the selling price, not including selling commissions and costs?

- IF R sold more than one main home, ask about the one owned in January, [P2YEAR]

\$ 1 – 999,999,997	→ GO TO W59A	DK/RF	→ GO TO W56
--------------------	--------------	-------	-------------

(WEB) About how much was the selling price, not including selling commissions and costs?

\$	1 – 999,999,997	.00	→ GO TO W59A	NA	→ GO TO W56W58_W
----	-----------------	-----	--------------	----	------------------

CHECK: Please enter a number from 1 to 999999997.

W56. (CATI ONLY) Was it \$60,000 or more?

1. Yes	5. No	DK/RF	→ GO TO W59A
--------	-------	-------	--------------

↓

↓

W57. (CATI ONLY) \$120,000 or more?

W58. (CATI ONLY) \$30,000 or more?

1. Yes	5. No	DK/RF	1. Yes	5. No	DK/RF
--------	-------	-------	--------	-------	-------

GO TO W59A

GO TO W59A

W56W58_W. (WEB ONLY) What is your best estimate?

1. Less than \$30,000	2. \$30,000 to less than \$60,000
3. \$60,000 to less than \$120,000	4. \$120,000 or more

Buy or Sell Other Real Estate

W59A. (CATI) (Since January [P2YEAR], did you [or anyone in your family living there]...)

Buy or sell any real estate other than your main home, such as a vacation home, land (not including farmland), or rental property?

- If R says only "Yes", PROBE: Did you buy only, sell only, or both?
- If needed: Real estate [A19=OWNS: other than [your main home,] such as a vacation home, land (not including farmland), or rental property

1. Yes, bought only	2. Yes, sold only	3. Yes, both bought and sold	5. No, neither	DK/RF
GO TO W60	GO TO W65CKPT	GO TO W60	GO TO W65CKPT	

(WEB) Since January [P2YEAR], did you [or anyone in your family living there] buy or sell any real estate other than your main home, such as a vacation home, land not including farmland, or rental property?

1. Yes, bought only	2. Yes, sold only	3. Yes, both bought and sold	5. No, neither	NA
GO TO W60	GO TO W65CKPT	GO TO W60	GO TO W65CKPT	

W60. (CATI) Altogether, (since January [P2YEAR]), how much money did you [or anyone in your family living there] spend on real estate, not including any mortgages on any of the properties?

- If needed: Real estate [A19=OWNS: other than [your main home,] such as a vacation home, land (not including farmland), or rental property

\$ 1 – 999,999,997 → GO TO W65CKPT DK/RF → GO TO W61

(WEB) Altogether, since January [P2YEAR], how much money did you [or anyone in your family living there] spend on real estate, not including any mortgages on any of the properties?

\$ 1 – 999,999,997 .00 → GO TO W65CKPT NA → GO TO W61W63_W

CHECK: Please enter a number from 1 to 999999997.

W61. (CATI ONLY) Was it \$60,000 or more?

1. Yes



W62. (CATI ONLY) \$120,000 or more?

1. Yes

5. No

DK/RF

GO TO W65CKPT

5. No

DK/RF

→ GO TO W65CKPT

W63. (CATI ONLY) \$30,000 or more?

1. Yes

5. No

DK/RF

GO TO W65CKPT

W61W63_W. (WEB ONLY) What is your best estimate?

1. Less than \$30,000

2. \$30,000 to less than \$60,000

3. \$60,000 to less than \$120,000

4. \$120,000 or more

W65CKPT. CAI Checkpoint: Whether Sold Only or Both Bought & Sold Real Estate

1. Sold Only or Both Bought & Sold (W59A=2, 3)

5. All Others (W59A=1, 5, DK, RF, NA) → GO TO W69



W65. (CATI) Altogether, (since January [P2YEAR]), what was the net amount you [or anyone in your family living there] received from selling real estate?

- If needed: Real estate [A19=OWNS: other than [your main home,] such as a vacation home, land (not including farmland), or rental property

\$ -99,999,999 – 999,999,997 → GO TO W69 DK/RF → GO TO W66

(WEB) Altogether, since January [P2YEAR], what was the NET amount you [or anyone in your family living there] received from selling real estate?

For amounts less than \$0.00, enter the minus symbol (-) and then the amount. For example: Enter “-500” to indicate a loss of \$500.00.

\$ -99,999,999 – 99,999,997 .00 → GO TO W69 NA → GO TO W66W68_W

CHECK: Please enter a number from -99999999 to 999999997.

W66. (CATI ONLY) Was it \$60,000 or more?					
1. Yes		5. No		DK/RF → GO TO W69	
↓		↓			
W67. (CATI ONLY) \$120,000 or more?			W68. (CATI ONLY) \$30,000 or more?		
1. Yes		5. No		DK/RF	
1. Yes		5. No		DK/RF	
GO TO W69			GO TO W69		

W66W68_W. (WEB ONLY) What is your best estimate?

1. Less than \$30,000	2. \$30,000 to less than \$60,000
3. \$60,000 to less than \$120,000	4. \$120,000 or more

Home Improvements

W69. (CATI) (Since January [P2YEAR], did you [or anyone in your family living there]...)

Make additions or improvements totaling \$10,000 or more to any homes or other real estate [you / any of you] owned? Do not count general maintenance or upkeep.

1. Yes 5. No → GO TO W73A

GO TO W70

(WEB) Since January [P2YEAR], did you [or anyone in your family living there] make additions or improvements totaling \$10,000 or more to any homes or other real estate [you / any of you] owned? Do not count general maintenance or upkeep.

1. Yes 5. No → GO TO W73A

GO TO W70

W70. (CATI) What was the total dollar cost of the additions or improvements, plus the value of any work you may have done yourself?

\$ 10,000 – 999,999,997 → GO TO W73A DK/RF → GO TO W71

(WEB) What was the total dollar cost of the additions or improvements, plus the value of any work you may have done yourself?

\$ 10,000 – 999,999,997 .00 → GO TO W73A NA → GO TO W71W72_W

CHECK: Please enter a number from 10000 to 999999997.

W71. (CATI ONLY) Was it \$25,000 or more?

1. Yes 5. No DK/RF

↓ GO TO W73A

W72. (CATI ONLY) \$75,000 or more?

1. Yes 5. No DK/RF

GO TO W73A

W71W72_W. (WEB ONLY) What is your best estimate?

1. Less than \$25,000 2. \$25,000 to less than \$75,000 3. \$75,000 or more

Buy or Sell Business or Farm

W73A. (CATI) (Since January [P2YEAR], did you [or anyone in your family living there]...)

Put money into or sell part or all of your interest in a business or farm?

- If R says only "Yes", PROBE: Did you put money in only, sell only, or both?

1. Yes, put money in only 2. Yes, sold only 3. Yes, both put money in and sold 5. No, neither DK/RF

GO TO W74 GO TO W79CKPT GO TO W74 GO TO W79CKPT

(WEB) Since January [P2YEAR], did you [or anyone in your family living there] put money into or sell part or all of your interest in a business or farm?

1. Yes, put money in only 2. Yes, sold only 3. Yes, both put money in and sold 5. No, neither NA

GO TO W74 GO TO W79CKPT GO TO W74 GO TO W79CKPT

W74. (CATI) Altogether, how much money did you [or anyone in your family living there] put into a business or farm (since January [P2YEAR])?

\$ 1 – 999,999,997 → GO TO W79CKPT DK/RF → GO TO W75

(WEB) Altogether, how much money did you [or anyone in your family living there] put into a business or farm since January [P2YEAR]?

\$ 1 – 999,999,997 .00 → GO TO W79CKPT NA → GO TO W75W77_W

CHECK: Please enter a number from 1 to 999999997.

W75. (CATI ONLY) Was it \$25,000 or more?

1. Yes 5. No DK/RF → GO TO W79CKPT

↓ ↓

W76. (CATI ONLY) \$100,000 or more? W77. (CATI ONLY) \$10,000 or more?

1. Yes 5. No DK/RF 1. Yes 5. No DK/RF

GO TO W79CKPT GO TO W79CKPT

W75W77_W. (WEB ONLY) What is your best estimate?

1. Less than \$10,000 2. \$10,000 to less than \$25,000

3. \$25,000 to less than \$100,000 4. \$100,000 or more

W79CKPT. CAI Checkpoint: Whether Sold Only or Both Put Money in & Sold Farm/Business

1. Sold Only or Both Put in & Sold (W73A=2, 3) 5. All Others (W73A=1, 5, DK, RF, NA) → GO TO W83A

↓

W79. (CATI) Altogether, how much money did you [or anyone in your family living there] get from selling a business or farm (since January [P2YEAR])?

\$ → GO TO W83A → GO TO W80

(WEB) Altogether, how much money did you [or anyone in your family living there] get from selling a business or farm since January [P2YEAR]?

\$.00 → GO TO W83A → GO TO W80W82_W

CHECK: Please enter a number from 1 to 999999997.

W80. (CATI ONLY) Was it \$25,000 or more?					
1. Yes		5. No <input type="text" value="DK/RF"/> → GO TO W83A			
↓		↓			
W81. (CATI ONLY) \$100,000 or more?			W82. (CATI ONLY) \$10,000 or more?		
1. Yes		5. No		DK/RF	
GO TO W83A		GO TO W83A		GO TO W83A	

W80W82_W. (WEB ONLY) What is your best estimate?

1. Less than \$10,000	2. \$10,000 to less than \$25,000
3. \$25,000 to less than \$100,000	4. \$100,000 or more

Buy or Sell Stock

W83A. (CATI) (Since January [P2YEAR], did you [or anyone in your family living there]...)

Buy or sell any shares of stock in publicly held corporations, stock mutual funds, or investment trusts, including any automatic reinvestments - not including any retirement accounts?

- If R says "Yes", PROBE: Did you buy only, sell only, or both?

1. Yes, bought only	2. Yes, sold only	3. Yes, both bought and sold	5. No, neither	DK/RF
GO TO W91	GO TO W97CKPT	GO TO W91	GO TO W97CKPT	

(WEB) Since January [P2YEAR], did you [or anyone in your family living there] buy or sell any shares of stock in publicly held corporations, stock mutual funds, or investment trusts, including any automatic reinvestments – not including any Individual Retirement Accounts (IRAs)?

1. Yes, bought only	2. Yes, sold only	3. Yes, both bought and sold	5. No, neither	NA
GO TO W91	GO TO W97CKPT	GO TO W91	GO TO W97CKPT	

W91. (CATI) Altogether, how much money did you [or anyone in your family living there] spend on (shares of) stocks (since January [P2YEAR])?

\$ → GO TO W97CKPT → GO TO W92

(WEB) How much money did you [or anyone in your family living there] spend on shares of stocks since January [P2YEAR]?

\$.00 → GO TO W97CKPT → GO TO W92W95_W

CHECK: Please enter a number from 1 to 999999997.

W92. (CATI ONLY) Was it \$20,000 or more?

1. Yes 5. No DK/RF → GO TO W97CKPT

↓

W93. (CATI ONLY) \$50,000 or more? W95. (CATI ONLY) \$5,000 or more?

1. Yes 5. No DK/RF 1. Yes 5. No DK/RF

↓ GO TO W97CKPT GO TO W97CKPT

W94. (CATI ONLY) \$100,000 or more?

1. Yes 5. No DK/RF

GO TO W97CKPT

W92W95_W. (WEB ONLY) What is your best estimate?

1. Less than \$5,000	2. \$5,000 to less than \$20,000
3. \$20,000 to less than \$50,000	4. \$50,000 to less than \$100,000
5. \$100,000 or more	

W97CKPT. CAI Checkpoint: Whether Sold Only or Both Bought & Sold Stock

```

graph TD
    A[1. Sold Only or Both Bought & Sold (W83A=2, 3)] --> B[5. All Others (W83A=1, 5, DK, RF, NA) → GO TO W102CKPT]
  
```

W97. (CATI) Altogether, how much money did you [or anyone in your family living there] get from selling (shares of) stocks (since January [P2YEAR])?

\$ 1 – 999,999,997 → GO TO W102CKPT DK/RF → GO TO W98

(WEB) Altogether, how much money did you [or anyone in your family living there] get from selling shares of stocks since January [P2YEAR]?

\$ 1-999,999,997 .00 → GO TO W102CKPT NA → GO TO W98W101_W

CHECK: Please enter a number from 1 to 999999997.

W98. (CATI ONLY) Was it \$20,000 or more?

1. Yes 5. No DK/RF → GO TO W102CKPT

↓

W99. (CATI ONLY) \$50,000 or more? W101. (CATI ONLY) \$5,000 or more?

1. Yes 5. No DK/RF 1. Yes 5. No DK/RF

↓ GO TO W102CKPT GO TO W102CKPT

W100. (CATI ONLY) \$100,000 or more?

1. Yes 5. No DK/RF

GO TO W102CKPT

W98W101_W. (WEB ONLY) What is your best estimate?

1. Less than \$5,000	2. \$5,000 to less than \$20,000
3. \$20,000 to less than \$50,000	4. \$50,000 to less than \$100,000
5. \$100,000 or more	

Assets or Debts from Movers-In or Movers-Out

W102CKPT. CAI Checkpoint: Whether There are Movers-Out Age 18+ Years Old (Family Listing)

1. Movers-Out Age 18+	5. All Others	→ GO TO W112CKPT
↓		

W102. (CATI) Sometimes changes in a family's savings or assets are due to people joining or leaving the family. Was there anyone living with you in January [P2YEAR] who doesn't live with you now and who took \$5,000 or more in assets or debts away with them?

1. Yes	5. No	→ GO TO W112CKPT
--------	-------	------------------

GO TO W103

(WEB) Sometimes changes in a family's savings or assets are due to people joining or leaving the family. Was there anyone living with you in January [P2YEAR] who doesn't live with you now and who took \$5,000 or more in assets or debts away with them?

1. Yes	5. No	→ GO TO W112CKPT
--------	-------	------------------

GO TO W103

W103. (CATI) Altogether, what is the total dollar value of assets that were removed that way?

\$ 0 – 999,999,997	→ GO TO W108	DK/RF → GO TO W104
--------------------	--------------	--------------------

(WEB) Altogether, what is the total dollar value of assets that were removed that way?

\$ 0 – 999,999,997 .00	→ GO TO W108	NA → GO TO W104W107_W
------------------------	--------------	-----------------------

CHECK: Please enter a number from 0 to 999999997.

W104. (CATI ONLY) Was it \$10,000 or more?		
1. Yes	5. No	DK/RF → GO TO W108
↓ ↓		
<div style="display: flex; justify-content: space-between;"> <div style="width: 48%;"> W105. (CATI ONLY) \$25,000 or more? </div> <div style="width: 48%;"> W107. (CATI ONLY) \$5,000 or more? </div> </div>		
1. Yes	5. No	DK/RF
↓		
GO TO W108		
<div style="display: flex; justify-content: space-between;"> <div style="width: 48%;"> W106. (CATI ONLY) \$100,000 or more? </div> </div>		
1. Yes	5. No	DK/RF
↓		
GO TO W108		

W104W107_W. (WEB ONLY) What is your best estimate?

1. Less than \$5,000	2. \$5,000 to less than \$10,000
3. \$10,000 to less than \$25,000	4. \$25,000 to less than \$100,000
5. \$100,000 or more	

W108. (CATI) Altogether, what is the total dollar value of debts that were removed that way?

\$ → GO TO W112CKPT → GO TO W109

SIGNAL for W103 + W108 < \$5,000: Reported assets and debts removed total less than \$5,000. Please verify amounts at W103 and W108.

(WEB) Altogether, what is the total dollar value of debts that were removed that way?

\$.00 → GO TO W112CKPT → GO TO W109W111_W

CHECK: Please enter a number from 0 to 999999997.

W109. (CATI ONLY) Was it \$10,000 or more?	
<input type="text" value="1. Yes"/> ↓	<input type="text" value="5. No"/> <input type="text" value="DK/RF"/> → GO TO W112CKPT ↓
W110. (CATI ONLY) \$25,000 or more?	W111. (CATI ONLY) \$5,000 or more?
<input type="text" value="1. Yes"/> <input type="text" value="5. No"/> <input type="text" value="DK/RF"/> GO TO W112CKPT	<input type="text" value="1. Yes"/> <input type="text" value="5. No"/> <input type="text" value="DK/RF"/> GO TO W112CKPT

W109W111_W. (WEB ONLY) What is your best estimate?

1. Less than \$5,000	2. \$5,000 to less than \$10,000
3. \$10,000 to less than \$25,000	4. \$25,000 or more

W112CKPT. CAI Checkpoint: Whether There are Movers-In Age 18+ Years Old (Family Listing)

<input type="text" value="1. Movers-In Age 18+"/> <input type="text" value="5. All Others"/> → GO TO W123
↓

W113. (CATI) Is there anyone in your family living with you now who has joined the family since January [P2YEAR] and who had \$5,000 or more in assets or debts at the time they joined the family?

→ GO TO W123

GO TO W114

(WEB) Is there anyone in your family living with you now who has joined the family since January [P2YEAR] and who had \$5,000 or more in assets or debts at the time they joined the family?

→ GO TO W123

GO TO W114

W114. (CATI) Altogether, what is the total dollar value of assets that were brought into the family that way?

\$ → GO TO W119 → GO TO W115

(WEB) Altogether, what is the total dollar value of assets that were brought into the family that way?

\$.00 → GO TO W119 → GO TO W115W118_W

CHECK: Please enter a number from 0 to 999999997.

W115. (CATI ONLY) Was it \$10,000 or more?

1. Yes 5. No DK/RF → GO TO W119

↓

W116. (CATI ONLY) \$25,000 or more? W118. (CATI ONLY) \$5,000 or more?

1. Yes 5. No DK/RF 1. Yes 5. No DK/RF

↓ GO TO W119 GO TO W119

W117. (CATI ONLY) \$100,000 or more?

1. Yes 5. No DK/RF

GO TO W119

W115W118_W. (WEB ONLY) What is your best estimate?

1. Less than \$5,000	2. \$5,000 to less than \$10,000
3. \$10,000 to less than \$25,000	4. \$25,000 to less than \$100,000
5. \$100,000 or more	

W119. (CATI) Altogether, what is the total dollar value of debts that were brought into the family that way?

\$ 0 – 999,999,997 → GO TO W123 DK/RF → GO TO W120

SIGNAL for W114 + W119 < \$5,000: Reported assets and debts brought total less than \$5,000. Please verify amounts at W114 and W119.

(WEB) Altogether, what is the total dollar value of debts that were brought into the family that way?

\$ 0-999,999,997 .00 → GO TO W123 NA → GO TO W120W122_W

CHECK: Please enter a number from 0 to 999999997.

W120. (CATI ONLY) Was it \$10,000 or more?

1. Yes

↓

W121. (CATI ONLY) \$25,000 or more?

1. Yes 5. No DK/RF

GO TO W123

5. No DK/RF → GO TO W123

↓

W122. (CATI ONLY) \$5,000 or more?

1. Yes 5. No DK/RF

GO TO W123

W120W122_W. (WEB ONLY) What is your best estimate?

1. Less than \$5,000	2. \$5,000 to less than \$10,000
3. \$10,000 to less than \$25,000	4. \$25,000 or more

Large Gifts & Inheritances

W123. (CATI) Some people's assets come from gifts and inheritances. During the last two years, have you [or anyone in your family living there] received any large gifts or inheritances of money or property worth \$10,000 or more?

1. Yes

5. No

→ GO TO SECTION P

GO TO W123A

(WEB) Some people's assets come from gifts and inheritances. During the last two years, have you [or anyone in your family living there] received any large gifts or inheritances of money or property worth \$10,000 or more? If multiple gifts or inheritances worth \$10,000 or more were received, please report each one separately.

1. Yes

5. No

→ GO TO SECTION P

GO TO W123A

SECTION_W.W123A_W128[1..3] [1..3]=Which inheritance/gift

W123A. (CATI) Was that a gift or was that an inheritance? If multiple gifts or inheritances worth \$10,000 or more were received, we can talk about each one separately.

1. Gift

2. Inheritance

(WEB) Was that a gift or was that an inheritance?

1. Gift

2. Inheritance

W124A. (CATI) What year did you [or anyone in your family living there] receive that? (If multiple gifts or inheritances worth \$10,000 or more were received, we can talk about each one separately.)

- ENTER all that apply
- PROBE: Any others?

1. [P2YEAR]

2. [PYEAR]

3. [CYEAR]

7. Not yet received
(SP_OA)

DK/RF

GO TO W125

GO TO W128

(WEB) In what year did you [or anyone in your family living there] receive that?
Please select all that apply.

1. [P2YEAR]

2. [PYEAR]

3. [CYEAR]

7. Not yet received
(SP_OA)

NA

GO TO W125

GO TO W128

W125. (CATI) How much was [W123A=1: that gift / W123A=2: that inheritance / ALL OTHERS: it] worth altogether, at the time it was received? (If multiple gifts or inheritances worth \$10,000 or more were received, we can talk about each one separately.)

\$ 10,000 – 9,999,997

→ GO TO W128

DK/RF

→ GO TO W126

(WEB) How much was [W123A=1: that gift / W123A=2: that inheritance / ALL OTHERS: it] worth altogether, at the time it was received?

\$ 10,000 – 9,999,997

.00 → GO TO W128

NA

→ GO TO W126W127_W

CHECK: Please enter a number from 10000 to 9999997.

W126. (CATI ONLY) Would it amount to \$25,000 or more?		
<input type="checkbox"/> 1. Yes	<input type="checkbox"/> 5. No	<input type="checkbox"/> DK/RF
↓ GO TO W128		
W127. (CATI ONLY) \$75,000 or more?		
<input type="checkbox"/> 1. Yes	<input type="checkbox"/> 5. No	<input type="checkbox"/> DK/RF
GO TO W128		

W126W127_W. (WEB ONLY) What is your best estimate?

<input type="checkbox"/> 1. Less than \$25,000	<input type="checkbox"/> 2. \$25,000 to less than \$75,000	<input type="checkbox"/> 3. \$75,000 or more
--	--	--

W128. (CATI) Did you [or anyone in your family living there] receive any other large gifts or inheritances of money or property worth \$10,000 or more in the last two years?

<input type="checkbox"/> 1. Yes	→ REPEAT W123A -W127; Max=3;	<input type="checkbox"/> 5. No
---------------------------------	------------------------------	--------------------------------

Then GO TO SECTION P

GO TO SECTION P

(WEB) Did you [or anyone in your family living there] receive any other large gifts or inheritances of money or property worth \$10,000 or more in the last two years?

<input type="checkbox"/> 1. Yes	→ REPEAT W123A - W126W127_W; Max=3;	<input type="checkbox"/> 5. No
---------------------------------	-------------------------------------	--------------------------------

Then GO TO SECTION P

GO TO SECTION P

End W123A_W128

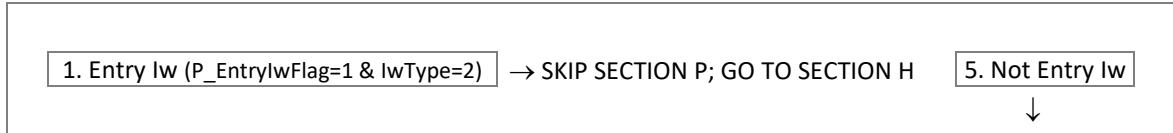
End SECTION_W

Section P: Pensions

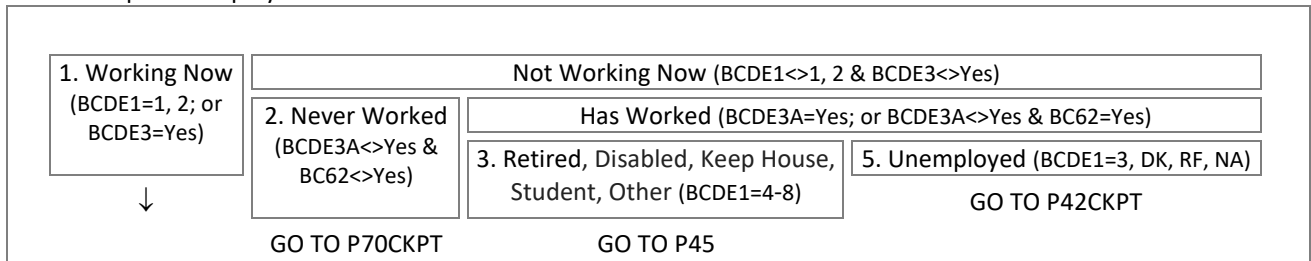
[TOC](#)

SECTION_P

ENTRYPCPKT. CAI Checkpoint: Whether Content Skipped for Entry Iw



POCKPT1. CAI Checkpoint: Employment Status of Reference Person

Pension from Current Employer

SECTION_P.SECTION_PDETAIL[1..2] [1]=Reference Person, [2]=Spouse-Partner

PDETAILAQSN. AQSN of Reference Person (Spouse-Partner). Assigned.

P1. (CATI) [CYNAMEF] [CYNAML]: [CYAQRTH], [CYFUHU], Age [AGEIWDAT] [(Respondent)

Current Employer: [EMPLOYER] ([SMONTH/YEAR] – [EMONTH/EYEAR])

[1st ITERATION: Next, I need to get some information about pensions and retirement plans.] Not including Social Security, Railroad Retirement, or I.R.A.s (Individual Retirement Accounts), [are you / is [REFERENCE PERSON] / is [SPOUSE-PARTNER]] participating in a pension or retirement plan through [your / his / her] present job [EMPLOYER NAME=RESPONSE: at [CMJ EMPLOYER]] [BC27=YES: , or through [your / his / her] union]?

- If R says “participating but hasn’t recently contributed”, ENTER [1]
- If R says “eligible but not participating”, ENTER [5]
- If R says there are multiple plans, ENTER [1]

1. Yes

→ GO TO P6CKPT

5. No

DK/RF

→ GO TO P42CKPT

GO TO P1A

(WEB) [RP LOOP, or SP LOOP & RP NOT ASKED: The following questions are about pensions and retirement plans.] Not including Social Security or Railroad Retirement, [are you / is [REFERENCE PERSON] / is [SPOUSE-PARTNER]] participating in a pension or retirement plan through [your / his / her] present job [EMPLOYER NAME=RESPONSE: at [CMJ EMPLOYER]] [BC27=YES: , or through [your / his / her] union]?

1. Yes

→ GO TO P6CKPT

5. No

NA

→ GO TO P42CKPT

GO TO P1A

No Plan With Current Employer

P1A. (CATI) [CYNAMF] [CYNAML]: [CYAQRTH], [CYFUHU], Age [AGEIWDAT] [(Respondent)]

Current Employer: [EMPLOYER] ([SMONTH/YEAR] – [EMONTH/EYEAR])

[Are you / Is he / Is she] currently eligible for such a plan?

→ GO TO P42CKPT → GO TO P42CKPT

GO TO P7

(WEB) [Are you / Is he / Is she] currently eligible for such a plan?

→ GO TO P42CKPT → GO TO P42CKPT

GO TO P7

P7. (CATI) [CYNAMF] [CYNAML]: [CYAQRTH], [CYFUHU], Age [AGEIWDAT] [(Respondent)]

Current Employer: [EMPLOYER] ([SMONTH/YEAR] – [EMONTH/EYEAR])

Will [you / he / she] become eligible for such a plan if [you / he / she] continue[s] to work for this employer?

GO TO P42CKPT

(WEB) Will [you / he / she] become eligible for such a plan if [you continue / he continues / she continues] to work for this employer?

GO TO P42CKPT

P6CKPT. CAI Checkpoint: Whether Eligible for Dependent Interviewing

<div style="border: 1px solid black; padding: 5px; margin-bottom: 5px;"> 1. Same CMJ (BC18.SAMECMJPRELOAD=1 & NEWPRELOAD.PP6YRS=Response) </div>	→ (Assign P6YRS=NEWPRELOAD + 2 Years) GO TO P11	<div style="border: 1px solid black; padding: 5px; margin-bottom: 5px;"> 5. All Others </div> <div style="text-align: center;">↓</div>
--	--	--

Plan with Current Employer

P6YRS. (CATI) [CYNAMF] [CYNAML]: [CYAQRTH], [CYFUHU], Age [AGEIWDAT] [(Respondent)]

Plan Through Current Employer ([EMPLOYER] ([SMONTH/YEAR] – [EMONTH/EYEAR]))

How many years [have you / has he / has she] been participating in this plan?

- ENTER [0] for “Less than one year”
- If R says there are multiple plans, PROBE: Please tell me about the plan [you have / he has / she has] participated in the longest.
- ENTER number of years in pension or retirement plan or PRESS [ENTER] to go to the next screen to record the year started

→ GO TO P6YR

GO TO P11

(WEB) How many years [have you / has he / has she] been participating in this plan? Please tell us about the plan [you have / he has / she has] participated in the longest.

For less than one year, please enter “0”.

Number of years → GO TO P6YR

GO TO P11

CHECK: Please enter a number from 0 to 97.

P6YR. (CATI) [CYNAMF] [CYNAML]: [CYAQRTH], [CYFUHU], Age [AGEIWDAT] [(Respondent)]
 Plan Through Current Employer ([EMPLOYER] ([SMONTH/SYEAR] – [EMONTH/EYEAR]))

(In which year did [you / he / she] start participating in this plan?)

- If R says there are multiple plans, PROBE: Please tell me about the plan [you have / he has / she has] participated in the longest.
- ENTER year started in pension or retirement plan

1901 – [CYEAR]

(WEB) In which year did [you / he / she] start participating in this plan? Please tell us about the plan [you have / he has / she has] participated in the longest.

1901 – [CYEAR] Year

Plan with Current Employer

P11. (CATI) [CYNAMF] [CYNAML]: [CYAQRTH], [CYFUHU], Age [AGEIWDAT] [(Respondent)]
 Plan Through Current Employer ([EMPLOYER] ([SMONTH/SYEAR] – [EMONTH/EYEAR]))

[Are you / Is he / Is she] making any contributions to [your / his / her] pension or retirement account such as having money deducted from your [your / his / her] pay?

1. Yes 5. No → GO TO P16

GO TO P12

(WEB) [Are you / Is he / Is she] making any contributions to [your / his / her] pension or retirement account such as having money deducted from [your / his / her] pay?

1. Yes 5. No → GO TO P16

GO TO P12

P12. (CATI) [CYNAMF] [CYNAML]: [CYAQRTH], [CYFUHU], Age [AGEIWDAT] [(Respondent)]
 Plan Through Current Employer ([EMPLOYER] ([SMONTH/SYEAR] – [EMONTH/EYEAR]))

[Are you / Is he / Is she] required to contribute?

1. Yes 5. No → GO TO P15AMT

GO TO P13AMT

(WEB) [Are you / Is he / Is she] required to contribute?

1. Yes 5. No → GO TO P15AMT

GO TO P13AMT

P13AMT, P13PER, P13PCT. (CATI) [CYNAMF] [CYNAML]: [CYAQRTH], [CYFUHU], Age [AGEIWDAT] [(Respondent)]

Plan Through Current Employer ([EMPLOYER] ([SMONTH/SYEAR] – [EMONTH/EYEAR]))

What amount or percent of pay [are you / is he / is she] required to contribute?

- ENTER dollar amount here, then SELECT unit of time on next screen (Week, Two weeks, Month, Year)
- OR press [ENTER] to continue to next screen for Percent

[ENTER]

\$ 1 – 9,999,997 DK/RF → GO TO P14



(What percent of pay [are you / is he / is she] required to contribute?)

The amount entered is: [P13AMT] per ____

- ENTER a percentage from 1.0 to 25.0

3. Week 4. Two weeks 5. Month 6. Year

1.0 – 97.0

7. Other-specify (P13PERSPEC. Specify. (String 100))

CHECK: Please enter a percentage from 1.0 to 25.0

CHECK: Please enter a percentage from 1.0 to 25.0(WEB) How much [are you / is he / is she] required to contribute?

Please provide an amount or a percent of [your / his / her] pay.

P13AMT, P13PER. *Default*

To enter a percent (%) of [your / his / her] pay instead, click here.

\$ 1 – 9,999,997 .00 per 3. Week 4. Two weeks

CHECK: Please enter a number from 1 to 9999997.

5. Month 6. Year

Other - Please specify:
(P13PERSPEC)

SIGNAL: Please select a unit of time.

P13PCT. *Alternate*

To enter an amount (\$) instead, click here.

1.0 – 97.0 % of [my / his / her] pay

CHECK: Please enter a percentage from 1.0 to 25.0.

Plan with Current Employer

P14. (CATI) [CYNAMF] [CYNAML]: [CYAQRTH], [CYFUHU], Age [AGEIWDAT] [(Respondent)]

Plan Through Current Employer ([EMPLOYER] ([SMONTH/SYEAR] – [EMONTH/EYEAR]))

[Do you / Does he / Does she] also make voluntary contributions?

1. Yes

5. No

→ GO TO P16

GO TO P15AMT

(WEB) [Do you / Does he / Does she] also make voluntary contributions?

1. Yes

5. No

→ GO TO P16

GO TO P15AMT

P15AMT, P15PER, P15PCT. (CATI) [CYNAMF] [CYNAML]: [CYAQRTH], [CYFUHU], Age [AGEIWDAT] [(Respondent)]

Plan Through Current Employer ([EMPLOYER] ([SMONTH/SYEAR] – [EMONTH/EYEAR]))

What amount or percent of pay [do you / does he / does she] voluntarily contribute currently?

- ENTER dollar amount here, then SELECT unit of time on next screen (Week, Two weeks, Month, Year)
- OR press [ENTER] to continue to next screen for Percent

[ENTER]

\$ 1 – 9,999,997 DK/RF → GO TO P16

↓

(What percent of pay [do you / does he / does she] voluntarily contribute currently?)

↓

The amount entered is: [P15AMT] per ____

- SELECT the unit of time below

- ENTER a percentage from 1.0 to 50.0

3. Week 4. Two weeks 5. Month 6. Year

1.0 – 97.0

7. Other-specify (P15PERSPEC. Specify. (String 100))

CHECK: Please enter a percentage from 1.0 to 50.0.

(WEB) How much [do you / does he / does she] voluntarily contribute currently?

Please provide an amount or a percent of [your / his / her] pay.

P15AMT, P15PER. *Default*

To enter a percent (%) of [your / his / her] pay instead, click here.

\$ 1 – 9,999,997 .00 per 3. Week 4. Two weeks

CHECK: Please enter a number from 1 to 9999997.

5. Month 6. Year

Other - Please specify:
(P15PERSPEC)

SIGNAL: Please select a unit of time.

P15PCT. *Alternate*

To enter an amount (\$) instead, click here.

1.0 – 97.0 % of [my / his / her] pay

CHECK: Please enter a percentage from 1.0 to 50.0.

Plan with Current Employer

P16. (CATI) [CYNAMF] [CYNAML]: [CYAQRTH], [CYFUHU], Age [AGEIWDAT] [(Respondent)]

Plan Through Current Employer ([EMPLOYER] ([SMONTH/SYEAR] – [EMONTH/EYEAR]))

[SPOUSE-PARTNER LOOP & RP HAS PENSION W/CURRENT EMPLOYER: ()] Some pension and retirement plans base benefits on a formula involving age, years of service and salary. Other plans, such as a 401K, base benefits on how much money has accumulated in a person's pension or retirement account. And some plans use both ways of setting benefits. [SPOUSE-PARTNER LOOP & RP HAS PENSION W/CURRENT EMPLOYER:)]

What type of plan [do you / does [REFERENCE PERSON] / does [SPOUSE-PARTNER]] have (through [CMJ EMPLOYER])?

- Defined Contribution plans include 401-K, 403-B, ESOP, SRA, thrift/savings, stock/profit sharing, money purchase plans, and target date funds (TDF)

1. Plan based on formula/ "Defined benefit" plan	5. Money accumulated in account/ "Defined contribution" plan	7. Both	DK/RF	→ GO TO P22CKPT
GO TO P22CKPT	GO TO P17			

(WEB) Some pension and retirement plans base benefits on a formula involving age, years of service, and salary. Other plans, such as a 401K, base benefits on how much money has accumulated in a person's pension or retirement account. And some plans use both ways of setting benefits.

What type of plan [do you / does [REFERENCE PERSON] / does [SPOUSE-PARTNER]] have [EMPLOYER NAME=RESPONSE: through [CMJ EMPLOYER]]?

Defined contribution plans include 401-K, 403-B, ESOP, SRA, thrift/savings, stock/profit sharing, and money purchase plans.

1. Plan based on a formula/ "Defined benefit" plan	5. Plan based on money accumulated in an account/ "Defined contribution" plan	7. Both	NA	→ GO TO P22CKPT
GO TO P22CKPT	GO TO P17			

Plan with Current Employer - Defined Contribution (P16=DC Only or Both)

P17. (CATI) [CYNAMF] [CYNAML]: [CYAQRTH], [CYFUHU], Age [AGEIWDAT] [(Respondent)]

Plan Through Current Employer ([EMPLOYER] ([SMONTH/SYEAR] – [EMONTH/EYEAR]))

Does [your / his / her] employer make contributions to [your / his / her] account?

1. Yes	5. No	→ GO TO P20
--------	-------	-------------

GO TO P18AMT

(WEB) Does [your / his / her] employer make contributions to [your / his / her] account?

1. Yes	5. No	→ GO TO P20
--------	-------	-------------

GO TO P18AMT

P18AMT, P18PER, P18PCT, P18PCTB. (CATI) [CYNAMF] [CYNAML]: [CYAQRTH], [CYFUHU], Age [AGEIWDAT] [(Respondent)]

Plan Through Current Employer ([EMPLOYER] ([SMONTH/SYEAR] – [EMONTH/EYEAR]))

What amount or percent of pay does [your / his / her] employer contribute to [your / his / her] account?

- ENTER dollar amount here, then SELECT unit of time on next screen (Week, Two weeks, Month, Year)
- OR press [ENTER] to continue to next screen for Percent of pay or Percent of employee contribution

[ENTER]

\$ 1 – 9,999,997 [DK/RF] → GO TO P20

↓
(What percent of pay does [your / his / her] employer contribute to [your / his / her] account?)

↓
The amount entered is: [P18AMT] per __

- SELECT the unit of time below

- ENTER a percentage of pay from 1.0 to 25.0
- OR press [ENTER] to continue to next screen for Percent of employee contribution

3. Week 4. Two weeks 5. Month 6. Year
7. Other-specify (P18PERSPEC. Specify. (String 100))

GO TO P20

[ENTER] 1.0 – 97.0 → GO TO P20

↓ CHECK: Please enter a percentage from 1.0 to 25.0.

(What percent of [your / his / her] contribution does [your / his / her] employer contribute to [your / his / her] account?)

- ENTER a percentage of employee contribution from 1.0 to 200.0

1.0 – 997.0

CHECK: Please enter a percentage from 1.0 to 200.0.

(WEB) How much does [your / his / her] employer contribute to [your / his / her] account?

Please provide an amount, a percent of [your / his / her] pay, or a percent of [your / his / her] contribution.

P18AMT, P18PER. Default

To enter a percent (%) of [your / his / her] pay instead, click here.

To enter a percent (%) of [your / his / her] contribution instead, click here.

\$ 1 – 9,999,997 .00 per 3. Week 4. Two weeks 5. Month 6. Year

CHECK: Please enter a number from 1 to 9999997. Other - Please specify: (P18PERSPEC)

SIGNAL: Please select a unit of time.

P18PCT. Alternate

To enter an amount (\$) instead, click here.

To enter a percent (%) of [your / his / her] contribution instead, click here.

1.0 – 97.0 % of [your / his / her] pay

CHECK: Please enter a percentage from 1.0 to 25.0.

P18PCTB. Alternate

To enter an amount (\$) instead, click here.

To enter a percent (%) of [your / his / her] pay instead, click here.

1.0 – 997.0 % of [your / his / her] contribution

CHECK: Please enter a percentage from 1.0 to 200.0.

P20. (CATI) [CYNAMF] [CYNAML]: [CYAQRTH], [CYFUHU], Age [AGEIWDAT] [(Respondent)]
Plan Through Current Employer ([EMPLOYER] ([SMONTH/SYEAR] – [EMONTH/EYEAR]))

What is the approximate dollar amount in [your / his / her] account now?

\$ 1 – 999,999,997 DK/RF → GO TO P20B

GO TO P20A

(WEB) What is the approximate dollar amount in [your / his / her] account now?

\$ 1 – 999,999,997 .00 NA → GO TO P20BP20E_W

GO TO P20A

CHECK: Please enter a number from 1 to 999999997.

P20B. (CATI ONLY) Is it \$25,000 or more?

1. Yes



P20C. (CATI ONLY) \$75,000 or more?

1. Yes

5. No

DK/RF



GO TO P20A

5. No

DK/RF

→ GO TO P20A



P20E. (CATI ONLY) \$5,000 or more?

1. Yes

5. No

DK/RF

GO TO P20A

P20D. (CATI ONLY) \$200,000 or more?

1. Yes

5. No

DK/RF

GO TO P20A

P20BP20E_W. (WEB ONLY) What is your best estimate?

1. Less than \$5,000

2. \$5,000 to less than \$25,000

3. \$25,000 to less than \$75,000

4. \$75,000 to less than \$200,000

5. \$200,000 or more

P20A. (CATI) [CYNAMF] [CYNAML]: [CYAQRTH], [CYFUHU], Age [AGEIWDAT] [(Respondent)]
Plan Through Current Employer ([EMPLOYER] ([SMONTH/SYEAR] – [EMONTH/EYEAR]))

Are the funds invested mostly in stocks and stock mutual funds, mostly in interest earning assets, or some of each?

1. Mostly stocks

2. Some of each

3. Mostly interest earning assets

(WEB) Are the funds invested...?

1. Mostly in stocks and stock mutual funds

2. Some of each

3. Mostly in interest earning assets

P22CKPT. CAI Checklist: Type of Pension; Whether 40 Years Old or Older

1. DB & Age 40+
(P16=1 &
AGEIWDAT=40+)



5. DC & Age 40+
(P16=5 &
AGEIWDAT=40+)

GO TO P39AGE

7. Both & Age 40+
(P16=7 &
AGEIWDAT=40+)



8. Don't Know
(P16=DK, RF, NA &
AGEIWDAT=40+)

GO TO P39AGE

9. All Others
(AGEIWDAT<40,
DK, RF, NA)

GO TO P40CKPT

Plan with Current Employer - Age 40+

P39AGE. (CATI) [CYNAMF] [CYNAML]: [CYAQRTH], [CYFUHU], Age [AGEIWDAT] [(Respondent)]

Plan Through Current Employer ([EMPLOYER] ([SMONTH/SYEAR] – [EMONTH/EYEAR]))

On [your / his / her] present job [EMPLOYER NAME=RESPONSE: at [CMJ EMPLOYER]], what is the usual retirement age (or years of service) for people who work with [you / him / her] or have the same kind of job?

- ENTER usual age of retirement or press [ENTER] to continue to next screen for years of service

[ENTER] 20 – 97 → GO TO P40CKPT DK/RF
 ↓ CHECK: Please enter a number from 20 to 75. ↓

P39YRS. (CATI) [CYNAMF] [CYNAML]: [CYAQRTH], [CYFUHU], Age [AGEIWDAT] [(Respondent)]

Plan Through Current Employer ([EMPLOYER] ([SMONTH/SYEAR] – [EMONTH/EYEAR]))

(What is the usual number of years of service for retirement?)

- ENTER number of years

1 – 97

CHECK: Please enter a number from 1 to 50.

(WEB) On [your / his / her] present job [EMPLOYER NAME=RESPONSE: at [CMJ EMPLOYER]], what is the USUAL retirement age or years of service for people who work with [you / him / her] or have the same kind of job?
 Please provide an age or a number of years.

P39AGE. Default

P39YRS. Alternate

To enter a number of years instead, click here.

To enter an age instead, click here.

20 – 97 Age

1 – 97 Number of years

CHECK: Please enter a number from 20 to 75.

CHECK: Please enter a number from 1 to 50.

P40CKPT. CAI Checkpoint: Whether 40 Years Old or Older

1. Age 40+ (AGEIWDAT≥40)	5. All Others (AGEIWDAT<40, DK, RF, NA)	→ GO TO P42CKPT
↓		

Plan with Current Employer - Age 40+

P40AGE, P40NUM. (CATI) [CYNAMF] [CYNAML]: [CYAQRTH], [CYFUHU], Age [AGEIWDAT] [(Respondent)]

Plan Through Current Employer ([EMPLOYER] ([SMONTH/SYEAR] – [EMONTH/EYEAR]))

Now I want to ask about [your / [REFERENCE PERSON]'s / [SPOUSE-PARTNER]'s] plans for retirement. At what age [do you / does he / does she] plan to stop working or [do you / does he / does she] never plan to stop working?

- ENTER age or press [ENTER] to continue to next screen for number of years

[ENTER] [17 / [CURRENT AGE]] – 995 O 997. Never plan to stop working (SP 0A) DK/RF
 ↓ GO TO P42CKPT

(In how many years [do you / does he / does she] plan to stop working?)

- ENTER number of years

1 – 97

CHECK: Please enter a number from 1 to 50.

(WEB) These next questions are about [your / [REFERENCE PERSON]'s / [SPOUSE-PARTNER]'s] plans for retirement. At what age or in how many years [do you / does he / does she] PLAN to stop working or [do you / does he / does she] NEVER plan to stop working?
 Please provide an age or a number of years.

P40AGE. Default

P40NUM. Alternate

To enter a number of years instead, click here.

[CURRENT AGE] – 995 Age

o 997. [I / He / She] never plan[s] to stop working (SP OA)

CHECK: Please enter an age [AGEIWDATE] or older.

To enter an age instead, click here.

1 – 97 Number of years

CHECK: Please enter a number from 1 to 50.

P42CKPT. CAI Checkpoint: Employment Status (Section BC)

1. Working Now (BCDE1=1, 2 or BCDE3=Yes) 5. All Others → GO TO P45



Other Tax-Deferred Plans

P42. (CATI) [CYNAMF] [CYNAML]: [CYAQRTH], [CYFUHU], Age [AGEIWDATE] [(Respondent)]

Other Plan(s) Through Current Employer ([EMPLOYER] ([SMONTH/YEAR] – [EMONTH/EYEAR]))

[P1=YES: In addition to the pension or retirement plan you already mentioned, [do you / does [REFERENCE PERSON] / does [SPOUSE-PARTNER]] / ALL OTHERS: [Do you / Does [REFERENCE PERSON] / Does [SPOUSE-PARTNER]]] have any tax-deferred compensation or savings plans on [your / his / her] present job, such as a “thrift”, profit-sharing, or Keogh plan?

1. Yes 5. No → GO TO P45

GO TO P43

(WEB) [P1=YES: In addition to the pension or retirement plan you already mentioned, [do you / does [REFERENCE PERSON] / does [SPOUSE-PARTNER]] / ALL OTHERS: Do you / Does [REFERENCE PERSON] / Does [SPOUSE-PARTNER]]] have any tax-deferred compensation or savings plans on this job, such as a “thrift,” profit-sharing, or Keogh plan?

1. Yes 5. No → GO TO P45

GO TO P43

P42A. (CATI) [CYNAMF] [CYNAML]: [CYAQRTH], [CYFUHU], Age [AGEIWDATE] [(Respondent)]

Other Plan(s) Through Current Employer ([EMPLOYER] ([SMONTH/YEAR] – [EMONTH/EYEAR]))

About how much money is in those accounts, altogether?

\$ 1– 99,999,997 DK/RF → GO TO P45

GO TO P45

(WEB) About how much is in those accounts, altogether?

\$ 1– 99,999,997 .00 NA → GO TO P45

GO TO P45

CHECK: Please enter a number from 1 to 99999997.

Pensions from Former Employers

SECTION_P.SECTION_PDETAIL[1..2].P45_P69[1..2] [1]=RP, [2]=SP; [1..2]=Which plan

P45. (CATI) [CYNAMF] [CYNAML]: [CYAQRTH], [CYFUHU], Age [AGEIWDAT] [(Respondent)]

[LOOP 2 & SP NOT WORKING NOW: (These next questions are about [your / [SPOUSE-PARTNER]'s] pensions or retirement plans through a former employer.)] / ALL OTHERS: These next questions are about [your / [REFERENCE PERSON]'s / [SPOUSE-PARTNER]'s] pensions or retirement plans through a former employer.].

[W21=YES: Aside from I.R.A. (Individual Retirement Account) or Keogh Plans already reported, [do you / does [REFERENCE PERSON] / does [SPOUSE-PARTNER]] / ALL OTHERS: Do you / Does [REFERENCE PERSON] / Does [SPOUSE-PARTNER]] have any pensions or retirement plans from previous employers from which

[G40=RETIREMENT PLAN, PENSION, or IRA: [you have / he has / she has] not begun to receive regular benefit payments but expect[s] to receive benefits / G40<>RETIREMENT PLAN, PENSION, or IRA: [you / he / she] expect[s] to receive benefits]?

→ GO TO P70CKPT

GO TO P45A

(WEB) These next questions are about [your / [REFERENCE PERSON]'s / [SPOUSE-PARTNER]'s] pensions or retirement plans through a former employer.

[W21=YES: Aside from Individual Retirement Accounts (IRAs) or Keogh Plans already reported, [do you / does [REFERENCE PERSON] / does [SPOUSE-PARTNER]] / ALL OTHERS: Do you / Does [REFERENCE PERSON] / Does [SPOUSE-PARTNER]] have any pensions or retirement plans from previous employers from which

[G40=RETIREMENT PLAN, PENSION, or IRA: [you have / he has / she has] not begun to receive regular benefit payments but expect[s] to receive benefits / G40<>RETIREMENT PLAN, PENSION, or IRA: [you / he / she] expect[s] to receive benefits]?

→ GO TO P70CKPT

GO TO P45A

P45A. (CATI) [CYNAMF] [CYNAML]: [CYAQRTH], [CYFUHU], Age [AGEIWDAT] [(Respondent)]

How many such (pension or retirement) plans (through a former employer) [do you / does he / does she] have from which [you / he / she] expect[s] to receive benefits?

(WEB) How many such pension or retirement plans through a former employer [do you / does he / does she] have from which [you / he / she] expect[s] to receive benefits?

Number of plans

CHECK: Please enter a number from 1 to 7.

P46. (CATI) [CYNAMEF] [CYNAML]: [CYAQRTH], [CYFUHU], Age [AGEIWDAT] [(Respondent)]

Plan #[1 / 2] Through a Former Employer

[1st PENSION FROM A FORMER EMPLOYER: [P1=YES: What type of plan was this second pension or retirement plan? / P1<>YES: I would like to know what type of plan this was.] [SPOUSE-PARTNER LOOP: () One that bases benefits on a formula involving age, years of service and salary, or one that bases benefits on how much money has accumulated in a person's pension or retirement account, such as a 401K [SPOUSE-PARTNER LOOP:)]? / 2nd PENSION FROM A FORMER EMPLOYER: I would like to know what type of plan this was. (One that bases benefits on a formula involving age, years of service and salary, or one that bases benefits on how much money has accumulated in a person's pension or retirement account, such as a 401K?)]

- [P45A>1 PLAN: If needed: Tell us about the [2nd PENSION: next] most important plan]
- **Defined Contribution plans include 401-K, 403-B, ESOP, SRA, thrift/savings, stock/profit sharing, money purchase plans, and target date funds (TDF)**

1. Plan based on formula/ "Defined benefit" plan	5. Money accumulated in account/ "Defined contribution" plan	7. Both	DK	RF	→ GO TO P70CKPT
GO TO P52	GO TO P62ACKPT	GO TO P47	GO TO P52		

(WEB) [1st PENSION FROM A FORMER EMPLOYER: [P1=YES: Is this second pension or retirement plan a...? / P1<>YES: Does this pension or retirement plan base benefits on a formula involving age, years of service and salary, or does it base benefits on how much money has accumulated in a person's pension or retirement account]? / 2nd PENSION FROM A FORMER EMPLOYER: Is this [P1=YES: third / P1<>YES: second] pension or retirement plan a...?]

1. Plan based on a formula /"Defined benefit" plan	5. Plan based on money accumulated in an account/ "Defined contribution" plan	7. Both	NA	→ GO TO P70CKPT
GO TO P52	GO TO P62ACKPT	GO TO P47		

Plan with Former Employer - Defined Contribution (P46=Both)

P47. (CATI) [CYNAMEF] [CYNAML]: [CYAQRTH], [CYFUHU], Age [AGEIWDAT] [(Respondent)]

Plan #[1 / 2] Through a Former Employer

For the part of [your / his / her] pension or retirement plan where money is accumulated in an account, how much money was in [your / his / her] account when [you / he / she] left that employer?

\$ 0 – 99,999,997 DK/RF → GO TO P47B

GO TO P48

(WEB) For the part of [your / his / her] pension or retirement plan where money is accumulated in an account, how much money was in [your / his / her] account when [you / he / she] left that employer?

\$ 1 – 99,999,997 .00 NA → GO TO P47BP47E_W

GO TO P48

CHECK: Please enter a number from 1 to 99999997.

P47B. (CATI ONLY) Was it \$20,000 or more?

1. Yes	5. No	DK/RF	→ GO TO P48
--------	-------	-------	-------------

↓

P47C. (CATI ONLY) \$50,000 or more?

1. Yes	5. No	DK/RF
--------	-------	-------

↓

GO TO P48

P47E. (CATI ONLY) \$5,000 or more?

1. Yes	5. No	DK/RF
--------	-------	-------

↓

GO TO P48

P47D. (CATI ONLY) \$150,000 or more?

1. Yes	5. No	DK/RF
--------	-------	-------

↓

GO TO P48

P47BP47E_W. (WEB ONLY) What is your best estimate?

1. Less than \$5,000	2. \$5,000 to less than \$20,000
3. \$20,000 to less than \$50,000	4. \$50,000 to less than \$150,000
5. \$150,000 or more	

P48. (CATI) [CYNAMF] [CYNAML]: [CYAQRTH], [CYFUHU], Age [AGEIWDAT] [(Respondent)]
Plan #[1 / 2] Through a Former Employer

When [you / he / she] left that employer, did [you / he / she] withdraw this money, roll it over into an I.R.A. (Individual Retirement Account), leave it to accumulate in the old plan, convert it to an annuity, or what?

- IF more than one response given, ENTER [7] and record all details

1. Withdrew the money	2. Rolled over into I.R.A.	3. Left to accumulate	4. Converted to annuity	7. Other-specify (P48SPEC. Specify. (String 100))	DK/RF
GO TO P52	GO TO P49	GO TO P52	GO TO P52	GO TO P52	

(WEB) When [you / he / she] left that employer, did [you / he / she] ...?

If more than one selection applies, please select "Other" and enter the details.

1. Withdraw the money	2. Roll it over into an Individual Retirement Account (IRA)	3. Leave it to accumulate	4. Convert it to an annuity	7. Other - Please specify: (P48SPEC)
GO TO P52	GO TO P49	GO TO P52	GO TO P52	NA
				GO TO P52

P49. (CATI) [CYNAMF] [CYNAML]: [CYAQRTH], [CYFUHU], Age [AGEIWDAT] [(Respondent)]
Plan #[1 / 2] Through a Former Employer

How much is in [your / his / her] account now?

\$ 1 - 99,999,997	DK/RF	→ GO TO P49B
GO TO P52		

(WEB) How much is in [your / his / her] account now?

\$ 1 - 99,999,997	.00	NA	→ GO TO P49BP49E_W
GO TO P52			

CHECK: Please enter a number from 1 to 99999997.

P49B. (CATI ONLY) Is it \$50,000 or more?		
1. Yes	5. No	DK/RF → GO TO P52
↓		
P49C. (CATI ONLY) \$100,000 or more?		P49E. (CATI ONLY) \$20,000 or more?
1. Yes	5. No	DK/RF
↓		↓
GO TO P52		GO TO P52
P49D. (CATI ONLY) \$200,000 or more?		
1. Yes	5. No	DK/RF
GO TO P52		

P49BP49E_W. (WEB ONLY) What is your best estimate?

1. Less than \$20,000	2. \$20,000 to less than \$50,000
3. \$50,000 to less than \$100,000	4. \$100,000 to less than \$200,000
5. \$200,000 or more	
GO TO P52	

Plan with Former Employer - Defined Benefit (P46=DB Only or Both)

P52. (CATI) [CYNAMF] [CYNAML]: [CYAQRTH], [CYFUHU], Age [AGEIWDAT] [(Respondent)]

Plan #[1 / 2] Through a Former Employer

[P46=BOTH: Now about the part of [your / his / her] pension or retirement plan where benefits are based on a formula. / ALL OTHERS: (Now about the part of [your / his / her] pension or retirement plan where benefits are based on a formula.)]

[Do you / Does [REFERENCE PERSON] / Does [SPOUSE-PARTNER]] expect to receive benefits from this plan in the future, [are you / is he / is she] receiving benefits now, did [you / he / she] get a cash settlement when [you / he / she] left, did [you / he / she] lose [your / his / her] benefits, or what?

- DO NOT PROBE for multiple responses but ENTER all that apply.

1. Expect future benefits	5. Lost benefits	7. Other-specify (P52SPEC. Specify. (String 100))	DK/RF
2. Receiving benefits now	GO TO P69		
3. Received cash settlement			
4. Rolled over into I.R.A.			
GO TO P52ACKPT			

(WEB) [P46=BOTH: Now about the part of [your / [REFERENCE PERSON]'s / [SPOUSE-PARTNER]'s] pension or retirement plan where benefits are based on a formula.]

Which of the following are true for [you / him / her] from this plan?

Please select all that apply.

1. [I / he / she] expect[s] to receive benefits from this plan in the future	5. [I / He / She] lost the benefits associated with this plan
2. [I am / he is / she is] receiving benefits from this plan now	7. Other - Please specify: (P52SPEC)
3. [I / He / She] received a cash settlement from this plan	NA
4. [I / He / She] rolled this plan over into an Individual Retirement Account (IRA)	GO TO P69
GO TO P52ACKPT	

P52ACKPT. CAI Checkpoint: Whether Eligible for Dependent Interviewing

Receiving Benefits (P52=2)		5. All Others
1. Ineligible: More than One Plan; or Preloaded PP52/PP53YR Not Valid (P45A<>1 plan; or NEWPRELOAD.PP52<>2; or NEWPRELOAD.PP52=2 & (NEWPRELOAD.PPLANS>1 or NEWPRELOAD.PP53Yr<>Response)	2. Eligible: One Plan & Preloaded PP52/PP53YR Valid (P45A=1 plan & NEWPRELOAD.PP52=2 & NEWPRELOAD.PPLANS=1 & NEWPRELOAD.PP53Yr=Response) (Assign P53YR=NEWPRELOAD) GO TO P54	GO TO P59ACKPT

Plan with Former Employer - Defined Benefit (P46=DB Only or Both)

P53YR. (CATI) [CYNAMF] [CYNAML]: [CYAQRTH], [CYFUHU], Age [AGEIWDAT] [(Respondent)]

Plan #[1 / 2] Through a Former Employer

In what year did [you / he / she] start to receive these benefits?

- ENTER the year below

1901 – [CYEAR]

(WEB) In what year did [you / he / she] start to receive these benefits?

1901 – [CYEAR] Year

P54, P54PER. (CATI) [CYNAMF] [CYNAML]: [CYAQRTH], [CYFUHU], Age [AGEIWDAT] [(Respondent)]

Plan #[1 / 2] Through a Former Employer

How much are the benefits per month or year?

- IF benefits have not yet begun, PROBE: What will the benefits be once [you / he / she] begin[s] receiving them?
- ENTER dollar amount here, then SELECT unit of time on next screen (Month, Year)

\$ 1 – 9,999,997 DK/RF → GO TO P54B



The amount entered is: [P54] per ____

- SELECT the unit of time below

5. Month 6. Year 7. Other-specify (P54PERSPEC. Specify. (String 100))

GO TO P59ACKPT

(WEB) How much are the benefits, or what will the benefits be once [you / he / she] begin[s] receiving them?

\$ 1 – 9,999,997 .00 per 5. Month 6. Year NA → GO TO P54BP54E_W

CHECK: Please enter a number
from 1 to 9999997.

7. Other - Please specify: (P54PERSPEC)

SIGNAL: Please select a unit of time.

GO TO P59ACKPT

P54B. (CATI ONLY) Are they \$400 or more per month?

1. Yes



P54C. (CATI ONLY) \$1,200 or more (per month)?

1. Yes

5. No

DK/RF



GO TO P59ACKPT

5. No

DK/RF

→ GO TO P59ACKPT



P54E. (CATI ONLY) \$200 or more (per month)?

1. Yes

5. No

DK/RF

GO TO P59ACKPT

P54D. (CATI ONLY) \$1,600 or more (per month)?

1. Yes

5. No

DK/RF

GO TO P59ACKPT

P54BP54E_W. (WEB ONLY) What is your best estimate?

1. Less than \$200 per month

2. \$200 to less than \$400 per month

3. \$400 to less than \$1,200 per month

4. \$1,200 to less than \$1,600 per month

5. \$1,600 or more per month

P59ACKPT. CAI Checkpoint: Whether Eligible for Dependent Interviewing

Expects Benefits (P52=1)

1. Ineligible: More Than One Plan; or
Preloaded PP52/PP60 Not Valid

(P45A<>1 plan; or NEWPRELOAD.PP52<>1; or
NEWPRELOAD.PP52=1 & (NEWPRELOAD.PPLANS>1
or NEWPRELOAD.PP60<>Response))



2. Eligible: One Plan & Preloaded
PP52/PP60 Valid

(P45A=1 plan & NEWPRELOAD.PP52=1
& NEWPRELOAD.PPLANS=1 &
NEWPRELOAD.PP60=Response)

(Assign P60=NEWPRELOAD)

GO TO P61

5. All Others

GO TO P69

Plan with Former Employer - Defined Benefit (P46=DB Only or Both)

P60. (CATI) [CYNAMEF] [CYNAML]: [CYAQRTH], [CYFUHU], Age [AGEIWDAT] [(Respondent)]

Plan #[1 / 2] Through a Former Employer

For how many years altogether [were you / was he / was she] included in this plan?

- INCLUDE years with other employers if same plan.

1 – 97

(WEB) For how many years altogether [were you / was he / was she] included in this plan?

1 – 97 Number of years

CHECK: Please enter a number from 1 to 97.

P61. (CATI) [CYNAMEF] [CYNAML]: [CYAQRTH], [CYFUHU], Age [AGEIWDAT] [(Respondent)]

Plan #[1 / 2] Through a Former Employer

At what age [do you / does he / does she] expect to start receiving (the rest of [your / his / her]) benefits from this plan?

[20 / CURRENT AGE] – 96

DK/RF

97. Already receiving benefits from this plan (SP_0A)

GO TO P62AMT

GO TO P62ACKPT

(WEB) At what age [do you / does he / does she] expect to START receiving [your / his / her] benefits from this plan?

[CURRENT AGE] – 96

Age

NA

97. [I am / He is / She is] already receiving benefits from this plan (SP_0A)

GO TO P62AMT

GO TO P62ACKPT

CHECK: Please enter an age [AGEIWDAT] or older.

P62AMT, P62PER, P62PCT. (CATI) [CYNAMF] [CYNAML]: [CYAQRTH], [CYFUHU], Age [AGEIWDAT] [(Respondent)]

Plan #[1 / 2] Through a Former Employer

How much [do you / does he / does she] expect to receive (, either as a percent of [your / his / her] pay when [you / he / she] left that job or as an amount per month or year)?

- ENTER dollar amount here, then SELECT unit of time on next screen (Month, Year)
- OR press [ENTER] to continue to next screen for Percent

[ENTER]



(How much [do you / does he / does she] expect to receive (, as a percent of [your / his / her] pay when [you / he / she] left that job)?)

- ENTER a percentage of pay from 1.0 to 100.0

1.0 – 100.0

→ GO TO
P62KCKPT

[DK/RF]

→ GO TO P62F

\$ 1 – 999,997

[DK/RF]

→ GO TO P62F



The amount entered is: [P62AMT] per __

- SELECT the unit of time below

5. Month

6. Year

7. Other-specify (P62PERSPEC. Specify. (String 100))

GO TO P62ACKPT

CHECK: Please enter a percentage from 1.0 to 100.

(WEB) How much [do you / does he / does she] expect to receive?

Please provide an amount or a percent of [your / his / her] pay.

P62AMT, P62PER. Default

To enter a percent (%) of [your / his / her] pay instead, click here.

\$ 1 – 9,999,997

.00 per

5. Month

6. Year

[NA]

→ GO TO P62FP62J_W

CHECK: Please enter a number from 1 to 9999997.

Other - Please specify: (P62PERSPEC)

SIGNAL: Please select a unit of time.

GO TO P62ACKPT

P62PCT. Alternate

To enter an amount (\$) instead, click here.

1.0 – 100.0

% of [my / his / her] pay

[NA]

→ GO TO P62FP62J_W

CHECK: Please enter a percentage from 1.0 to 100.

GO TO P62KCKPT

P62F. (CATI ONLY) Will it be 40% of [your / his / her] pay or more?

1. Yes



P62G. (CATI ONLY) 60% or more
(of [your / his / her] pay)?

1. Yes

5. No

[DK/RF]



GO TO P62KCKPT

5. No

[DK/RF]

→ GO TO P62KCKPT



P62J. (CATI ONLY) 20% or more
(of [your / his / her] pay)?

1. Yes

5. No

[DK/RF]

GO TO P62KCKPT

P62H. (CATI ONLY) 80% or more
(of [your / his / her] pay)?

1. Yes

5. No

[DK/RF]

GO TO P62KCKPT

P62FP62J_W. (WEB ONLY) What is your best estimate?

1. Less than 20% of [your / his /her] pay	2. 20% to less than 40% of [your / his /her] pay
3. 40% to less than 60% of [your / his /her] pay	4. 60% to less than 80% of [your / his /her] pay
5. 80% or more of [your / his /her] pay	

P62KCKPT. CAI Checkpoint: Whether P62PCT or P62F-P62J is Response

1. P62PCT=Response	2. P62F, P62G, P62H, P62J, P62BP62E_W = Response	5. All Others → GO TO P62ACKPT
↓		

P62K, P62KPER. (CATI) [CYNAMF] [CYNAML]: [CYAQRTH], [CYFUHU], Age [AGEIWDAT] [(Respondent)]
Plan #[1 / 2] Through a Former Employer

And what was [your / his / her] pay when [you / he / she] left that job)?

\$ 1.00 – 9,999,997.00 DK/RF → GO TO P62ACKPT



The amount entered is: [P62K] per ____

- SELECT the unit of time below

1. Hour	2. Day	3. Week	4. Two Weeks	5. Month	6. Year
7. Other-specify (P62KPERSPEC. Specify. (String 100))					

(WEB) What was [your / his / her] pay when [you / he / she] left that job?

\$ 1.00 – 9,999,997.00 per 1. Hour 2. Day 3. Week 4. Two Weeks

CHECK: Please enter a number from 1.00 to 9999997.00.

5. Month 6. Year 7. Other - Please specify: (P62KPERSPEC)

SIGNAL: Please select a unit of time.

P62ACKPT. CAI Checkpoint: Whether Pension Is DB Only or DC Only

1. DB Only (P46=1)	3. DC Only (P46=5)	5. All Others (P46=7, DK, RF, NA)
GO TO P69	↓	GO TO P69

Plan with Former Employer - Defined Contribution (P46=DC Only)

P63. (CATI) [CYNAMF] [CYNAML]: [CYAQRTH], [CYFUHU], Age [AGEIWDAT] [(Respondent)]

Plan #[1 / 2] Through a Former Employer

How much money was in [your / his / her] account when [you / he / she] left that employer?

\$ 1 – 9,999,997 DK/RF → GO TO P63B

GO TO P64

(WEB) How much money was in [your / his / her] account when [you / he / she] left that employer?

\$ 1 – 999,999,997 .00 NA → GO TO P63BP63E_W

GO TO P64

CHECK: Please enter a number from 1 to 999999997.

P63B. (CATI ONLY) Was it \$20,000 or more?

1. Yes	5. No	DK/RF	→ GO TO P64
--------	-------	-------	-------------

↓

P63C. (CATI ONLY) \$50,000 or more?

1. Yes	5. No	DK/RF
--------	-------	-------

↓

GO TO P64

P63E. (CATI ONLY) \$5,000 or more?

1. Yes	5. No	DK/RF
--------	-------	-------

↓

GO TO P64

P63D. (CATI ONLY) \$150,000 or more?

1. Yes	5. No	DK/RF
--------	-------	-------

↓

GO TO P64

P63BP63E_W. (WEB ONLY) What is your best estimate?

1. Less than \$5,000	2. \$5,000 to less than \$20,000
3. \$20,000 to less than \$50,000	4. \$50,000 to less than \$150,000
5. \$150,000 or more	

P64. (CATI) [CYNAMF] [CYNAML]: [CYAQRTH], [CYFUHU], Age [AGEIWDAT] [(Respondent)]

Plan #[1 / 2] Through a Former Employer

When [you / he / she] left that employer, did [you / he / she] transfer [your / his / her] account to a new employer, roll it over into an I.R.A. (Individual Retirement Account), leave it to accumulate in [your / his / her] old plan, convert it to an annuity or what?

- If more than one response given, ENTER [7] and record all details

1. Transferred to new employer	2. Rolled over into I.R.A.	3. Left to accumulate	4. Converted to annuity	7. Other-specify (P64SPEC. Specify. (String 100))	DK/RF
GO TO P69	GO TO P65	GO TO P66	GO TO P69		

(WEB) When [you / he / she] left that employer, did [you / he / she] ...?

If more than one selection applies, please select "Other" and enter the details.

1. Transfer [your / his / her] account to a new employer	2. Roll it over into an Individual Retirement Account (IRA)	4. Convert it to an annuity	7. Other – Please specify: (P64SPEC)	NA
GO TO P69	3. Leave it to accumulate in [your / his / her] old plan	GO TO P66	GO TO P69	
	GO TO P65			

P65. (CATI) [CYNAMF] [CYNAML]: [CYAQRTH], [CYFUHU], Age [AGEIWDAT] [(Respondent)]

Plan #[1 / 2] Through a Former Employer

How much is in [your / his / her] account now?

\$ 1 – 99,999,997	DK/RF	→ GO TO P65B
-------------------	-------	--------------

GO TO P69

(WEB) How much is in [your / his / her] account now?

\$ 1 – 99,999,997	.00	NA	→ GO TO P65BP65E_W
-------------------	-----	----	--------------------

GO TO P69

CHECK: Please enter a number from 1 to 99999997.

P65B. (CATI ONLY) Is it \$50,000 or more?

1. Yes 5. No DK/RF → GO TO P69

↓

P65C. (CATI ONLY) \$100,000 or more? P65E. (CATI ONLY) \$20,000 or more?

1. Yes 5. No DK/RF 1. Yes 5. No DK/RF

↓ GO TO P69 GO TO P69

P65D. (CATI ONLY) \$200,000 or more?

1. Yes 5. No DK/RF

GO TO P69

P65BP65E_W. (WEB ONLY) What is your best estimate?

1. Less than \$20,000	2. \$20,000 to less than \$50,000
3. \$50,000 to less than \$100,000	4. \$100,000 to less than \$200,000
5. \$200,000 or more	

P66. (CATI) [CYNAMF] [CYNAML]: [CYAQRTH], [CYFUHU], Age [AGEIWDAT] [(Respondent)]
Plan #[1 / 2] Through a Former Employer

How old [were you / was he / was she] when [you / he / she] started receiving the benefits from that annuity?

- IF benefits have not yet begun, PROBE: At what age will [you / he / she] begin receiving them?

20 – 97

(WEB) How old [were you / was he / was she] when [you / he / she] started receiving the benefits from that annuity, or at what age will [you / he / she] begin[s] receiving them?

20 – 97 Age

CHECK: Please enter an age from 20 to 97.

P67, P67PER. (CATI) [CYNAMF] [CYNAML]: [CYAQRTH], [CYFUHU], Age [AGEIWDAT] [(Respondent)]
Plan #[1 / 2] Through a Former Employer

How much are the annuity benefits per month or year?

- IF benefits have not yet begun, PROBE: What will the benefits be once [you / he / she] begin[s] receiving them?
- ENTER dollar amount here, then SELECT unit of time on next screen (Month, Year)

\$ 1 – 9,999,997 DK/RF → GO TO P67B



The amount entered is: [P67] per ____

- SELECT the unit of time below

5. Month 6. Year 7. Other-specify (P67PERSPEC. Specify. (String 100))

GO TO GO TO P69

(WEB) How much are the annuity benefits, or what will the benefits be once [you / he / she] begin[s] receiving them?

\$ 1 – 9,999,997 per 5. Month 6. Year NA → GO TO P67BP67E_W

CHECK: Please enter a number from 1 to 99999997.

7. Other - Please specify: (P62KPERSPEC)

SIGNAL: Please select a unit of time.

GO TO P69

P67B. (CATI ONLY) Are they \$400 or more per month?

1. Yes 5. No DK/RF → GO TO P69

↓

P67C. (CATI ONLY) \$1,200 or more (per month)? P67E. (CATI ONLY) \$200 or more (per month)?

1. Yes 5. No DK/RF 1. Yes 5. No DK/RF

↓ GO TO P69 GO TO P69

P67D. (CATI ONLY) \$1,600 or more (per month)?

1. Yes 5. No DK/RF

GO TO P69

P67BP67E_W. (WEB ONLY) What is your best estimate?

1. Less than \$200 per month	2. \$200 to less than \$400 per month
3. \$400 to less than \$1,200 per month	4. \$1,200 to less than \$1,600 per month
5. \$1,600 or more per month	

P69. (CATI) [CYNAMF] [CYNAML]: [CYAQRTH], [CYFUHU], Age [AGEIWDAT] [(Respondent)]

[Do you / Does [REFERENCE PERSON] / Does [SPOUSE-PARTNER]] have any other pensions or retirement plans from a former employer (that you haven't already told me about)?

1. Yes → REPEAT P46 - P68; Max=2; 5. No

Then GO TO P70CKPT GO TO P70CKPT

SIGNAL for P69<>YES & P45A=2-5: Earlier R reported more than one pension plan from a previous employer. Please verify. If R verifies more than one pension plan from a previous employer, select CLOSE and ENTER [1] at this question. If R verifies just one pension plan from a previous employer, select SUPPRESS to continue

(WEB) [Do you / Does [REFERENCE PERSON] / Does [SPOUSE-PARTNER]] have any other pensions or retirement plans from a former employer that you haven't already reported?

1. Yes → REPEAT P46 - P68; Max=2; 5. No

Then GO TO P70CKPT GO TO P70CKPT

End P45_P69

End SECTION_PDETAIL

P70CKPT. CAI Checkpoint: Whether Spouse-Partner in FU

1. Spouse-Partner (CYFUHU=FU, FUMI & CYAQRTH=201-222) 5. No Spouse-Partner → GO TO SECTION H

↓

P70ACKPT. CAI Checkpoint: Employment Status of Spouse-Partner

1. Working Now (BCDE1=1, 2; or BCDE3=Yes) REPEAT P1 - P69; Then GO TO SECTION H	Not Working Now (BCDE1<>1, 2 & BCDE3<>Yes)		
	2. Never Worked (BCDE3A<>Yes & BC62<>Yes) GO TO SECTION H	Has Worked (BCDE3A=Yes; or BCDE3A<>Yes & BC62=Yes)	
		3. Retired, Disabled, Keep House, Student, Other (BCDE1=4-8) REPEAT P45 - P69; Then GO TO SECTION H	5. Unemployed (BCDE1=3, DK, RF, NA) REPEAT P42CKPT - P69; Then GO TO SECTION H

End SECTION_P

Section H: Health

[TOC](#)**SECTION_H.H1_H23[1..2]** [1]=Reference Person, [2]=Spouse-Partner

AQS. AQS. AQS. of Reference Person (Spouse-Partner). Assigned.

General HealthH1. (CATI) [\[CYNAMF\]](#) [\[CYNAML\]](#): [\[CYAQRTH\]](#), [\[CYFUHU\]](#), Age [\[AGEIWDAT\]](#) [(Respondent)]

Now I have a few questions about [your / [REFERENCE PERSON]'s / [SPOUSE-PARTNER]'s] health.

Would you say [your / [REFERENCE PERSON]'s / [SPOUSE-PARTNER]'s] health in general is excellent, very good, good, fair, or poor?

(WEB) The next questions are about [your / [REFERENCE PERSON]'s / [SPOUSE-PARTNER]'s] health. Would you say [your / [REFERENCE PERSON]'s / [SPOUSE-PARTNER]'s] health in general is...?

H1A. (CATI) [\[CYNAMF\]](#) [\[CYNAML\]](#): [\[CYAQRTH\]](#), [\[CYFUHU\]](#), Age [\[AGEIWDAT\]](#) [(Respondent)]

[RETURNING RP (SP): Since we last talked to you about [your / his / her] health, / NEW RP (SP): Compared to [your / his / her] health say, two years ago,] would you say that [your / his / her] health is better now, about the same, or worse?

 → GO TO H2

GO TO H1B

 → GO TO H2

GO TO H1C

(WEB) Compared to your health say, two years ago, would you say that [your / his / her] health is...?

 → GO TO H2

HGO TO H1B

 → GO TO H2

GO TO H1C

H1B. (CATI) [\[CYNAMF\]](#) [\[CYNAML\]](#): [\[CYAQRTH\]](#), [\[CYFUHU\]](#), Age [\[AGEIWDAT\]](#) [(Respondent)]

Is it much better or somewhat better?

GO TO H2

(WEB) Is it...?

GO TO H2

H1C. (CATI) [\[CYNAMF\]](#) [\[CYNAML\]](#): [\[CYAQRTH\]](#), [\[CYFUHU\]](#), Age [\[AGEIWDAT\]](#) [(Respondent)]

Is it much worse or somewhat worse?

(WEB) Is it...?

Chronic Conditions

H2. (CATI) [CYNAMF] [CYNAML]: [CYAQRTH], [CYFUHU], Age [AGEIWDAT] [(Respondent)]

[Do you / Does [REFERENCE PERSON] / Does [SPOUSE-PARTNER]] have any physical or mental health condition that limits the type of work or the amount of work [you / he / she] can do?

☐ 1. Yes ☐ 5. No → GO TO H5A

GO TO H3

(WEB) [Do you / Does [REFERENCE PERSON] / Does [SPOUSE-PARTNER]] have any physical or mental health condition that limits the type of work or the amount of work [you / he / she] can do?

☐ 1. Yes ☐ 5. No → GO TO H5A

GO TO H3

H3. (CATI) [CYNAMF] [CYNAML]: [CYAQRTH], [CYFUHU], Age [AGEIWDAT] [(Respondent)]

Does this condition or conditions keep [you / [REFERENCE PERSON] / [SPOUSE-PARTNER]] from doing some types of work?

☐ 1. Yes ☐ 5. No ☐ DK/RF → GO TO H5A

GO TO H4

(WEB) Does this condition or conditions keep [you / [REFERENCE PERSON] / [SPOUSE-PARTNER]] from doing SOME TYPES of work?

☐ 1. Yes ☐ 5. No

H4. (CATI) [CYNAMF] [CYNAML]: [CYAQRTH], [CYFUHU], Age [AGEIWDAT] [(Respondent)]

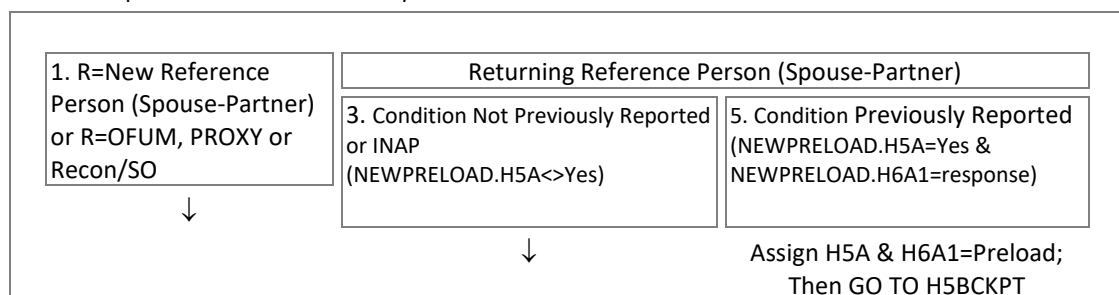
For work [you / [REFERENCE PERSON] / [SPOUSE-PARTNER]] can do, how much does it limit the amount of work [you / [REFERENCE PERSON] / [SPOUSE-PARTNER]] can do - a lot, somewhat, or just a little?

☐ 1. A lot ☐ 3. Somewhat ☐ 5. Just a little ☐ 7. Not at all

(WEB) For work [you / [REFERENCE PERSON] / [SPOUSE-PARTNER]] can do, how much does it limit THE AMOUNT of work you / [REFERENCE PERSON] / [SPOUSE-PARTNER]] can do?

☐ 1. A lot ☐ 3. Somewhat ☐ 5. Just a little ☐ 7. Not at all

H5ACKPT. CAI Checkpoint: Whether Stroke Reported in Last Interview



H5A. (CATI) [CYNAMF] [CYNAML]: [CYAQRTH], [CYFUHU], Age [AGEIWDAT] [(Respondent)]

These next questions ask you about health conditions that a doctor or other health professional has EVER told [you / [REFERENCE PERSON] / [SPOUSE-PARTNER]] that [you have / he has / she has] or had in [your / his / her] lifetime.

Has a doctor or other health professional EVER told [you / [REFERENCE PERSON] / [SPOUSE-PARTNER]] that [you / he / she] had...

A stroke?

☐ 1. Yes ☐ 5. No → GO TO H5BCKPT

GO TO H6A1

(WEB) These next questions are about health conditions that a doctor or other health professional has EVER told you / [REFERENCE PERSON] / [SPOUSE-PARTNER]] that [you have / he has / she has] or had in [your / his / her] LIFETIME.

Has a doctor or other health professional EVER told [you / [REFERENCE PERSON] / [SPOUSE-PARTNER]] that [you / he / she] had a stroke?

☐ 1. Yes ☐ 5. No → GO TO H5BCKPT

GO TO H6A1

H6A1. (CATI) [CYNAMF] [CYNAML]: [CYAQRTH], [CYFUHU], Age [AGEIWDAT] [(Respondent)]

How old [were you / was [REFERENCE PERSON] / was [SPOUSE-PARTNER]] the first time [you / he / she] had a stroke?

- Or PRESS [Enter] to record Year

1 – [CURRENT AGE] 995. Less than one year old (SP_OC)

H6A1Y. (CATI) [CYNAMF] [CYNAML]: [CYAQRTH], [CYFUHU], Age [AGEIWDAT] [(Respondent)]

(What year was it the first time [you / [REFERENCE PERSON] / [SPOUSE-PARTNER]] had a stroke?)

1900 – [CYEAR]

(WEB) How old [were you / was [REFERENCE PERSON] / was [SPOUSE-PARTNER]] the first time [you / he / she] had a stroke?

default version

1 – [CURRENT AGE] Age [To enter a year instead, click here.](#)

995. Less than one year old (SP_OC) *CHECK: Please enter an age from 1 to [RAGE-CURRENT AGE].*

alternate version

Select ▾ Year [To enter your age instead, click here.](#)

CHECK: Please enter a date in or before ^MONTH (CURRENTDATE) ^YEAR (CURRENTDATE).

H6A2. (CATI) [CYNAMF] [CYNAML]: [CYAQRTH], [CYFUHU], Age [AGEIWDAT] [(Respondent)]

[Have you / Has he / Has she] had [RETURNING RP (SP) & (H6A1=995; or IWTYPE=REINT, SO & AGE minus H6A1>2; or REC, RECSO & AGE minus H6A1>4)]: another stroke since our last interview in [[P2YEAR] / [P4YEAR]] [[PYIWDAT]] / ALL OTHERS: a second or subsequent stroke since that first one]?

☐ 1. Yes ☐ 5. No

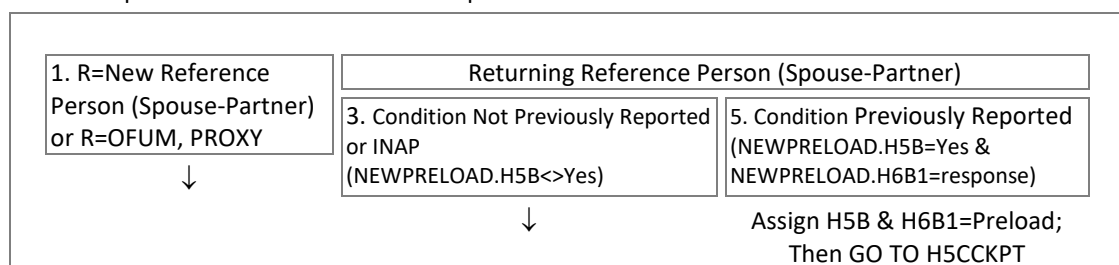
GO TO H5BCKPT

(WEB) [Have you / Has he / Has she] had [RETURNING RP (SP) & (H6A1=995; or IWTYPE=REINT, SO & AGE minus H6A1>2; or REC, RECSO & AGE minus H6A1>4)]: another stroke since our last interview in [[P2YEAR] / [P4YEAR]] [[PYIWDAT]] / ALL OTHERS: a second or subsequent stroke since that first one]?

☐ 1. Yes ☐ 5. No

GO TO H5BCKPT

H5BCKPT. CAI Checkpoint: Whether Heart Attack Reported in Last Interview



H5B. (CATI) [CYNAMF] [CYNAML]: [CYAQRTH], [CYFUHU], Age [AGEIWDAT] [(Respondent)]

(Has a doctor or other health professional EVER told [you / [REFERENCE PERSON] / [SPOUSE-PARTNER]] that [you / he / she] had...)
A heart attack?

☐ 1. Yes ☐ 5. No → GO TO H5CCKPT

GO TO H6B1

(WEB) Has a doctor or other health professional EVER told [you / [REFERENCE PERSON] / [SPOUSE-PARTNER]] that [you / he / she] had a heart attack?

☐ 1. Yes ☐ 5. No → GO TO H5CCKPT

GO TO H6B1

H6B1. (CATI) [CYNAMF] [CYNAML]: [CYAQRTH], [CYFUHU], Age [AGEIWDAT] [(Respondent)]

How old [were you / was [REFERENCE PERSON] / was [SPOUSE-PARTNER]] the first time [you / he / she] had a heart attack?

- Or PRESS [Enter] to record Year

1 – [CURRENT AGE] 995. Less than one year old (SP_OC)

H6B1Y. (CATI) [CYNAMF] [CYNAML]: [CYAQRTH], [CYFUHU], Age [AGEIWDAT] [(Respondent)]

(What year was it the first time [you / [REFERENCE PERSON] / [SPOUSE-PARTNER]] had a heart attack?)

1900 – [CYEAR]

(WEB) How old [were you / was [REFERENCE PERSON] / was [SPOUSE-PARTNER]] the first time [you / he / she] had a heart attack?

default version

1 – [CURRENT AGE] Age [To enter a year instead, click here.](#)

995. Less than one year old (SP_OC) *CHECK: Please enter an age from 1 to [RAGE-CURRENT AGE].*

alternate version

Select ▾ Year [To enter your age instead, click here.](#)

CHECK: Please enter a date in or before ^MONTH (CURRENTDATE) ^YEAR (CURRENTDATE).

H6B2. (CATI) [CYNAMF] [CYNAML]: [CYAQRTH], [CYFUHU], Age [AGEIWDAT] [(Respondent)]

[Have you / Has he / Has she] had [RETURNING RP (SP) & (H6A1=995; or IWTYPE=REINT, SO & AGE minus H6A1>2; or REC, RECSO & AGE minus H6A1>4)]: another heart attack since our last interview in [[P2YEAR] / [P4YEAR]] [[PYIWDAT]] / ALL OTHERS: a second or subsequent heart attack since that first one]?

1. Yes 5. No

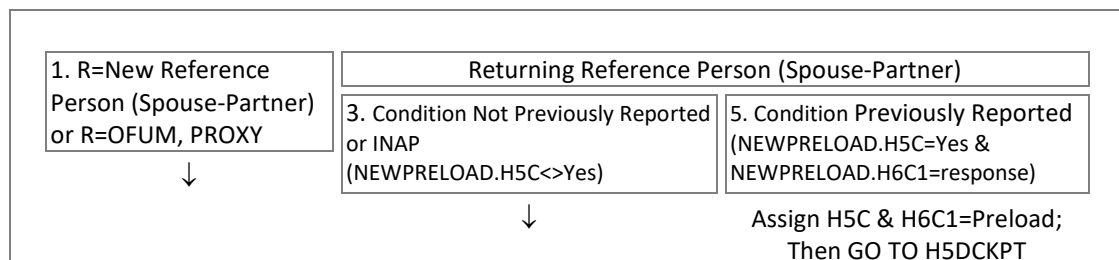
GO TO H5CCKPT

(WEB) [Have you / Has he / Has she] had [RETURNING RP (SP) & (H6A1=995; or IWTYPE=REINT, SO & AGE minus H6A1>2; or REC, RECSO & AGE minus H6A1>4)]: another heart attack since our last interview in [[P2YEAR] / [P4YEAR]] [[PYIWDAT]] / ALL OTHERS: a second or subsequent heart attack since that first one]?

1. Yes 5. No

GO TO H5CCKPT

H5CCKPT. CAI Checkpoint: Whether Heart Disease Reported in Last Interview



H5C. (CATI) [CYNAMF] [CYNAML]: [CYAQRTH], [CYFUHU], Age [AGEIWDAT] [(Respondent)]

(Has a doctor or other health professional EVER told [you / [REFERENCE PERSON] / [SPOUSE-PARTNER]] that [you / he / she] had ...)

Coronary heart disease, angina, or congestive heart failure?

1. Yes

5. No

→ GO TO H5DCKPT

GO TO H6C1

(WEB) Has a doctor or other health professional EVER told [you / [REFERENCE PERSON] / [SPOUSE-PARTNER]] that [you / he / she] had coronary heart disease, angina, or congestive heart failure?

1. Yes

5. No

→ GO TO H5DCKPT

GO TO H6C1

H6C1. (CATI) [CYNAMF] [CYNAML]: [CYAQRTH], [CYFUHU], Age [AGEIWDAT] [(Respondent)]

How old [were you / was [REFERENCE PERSON] / was [SPOUSE-PARTNER]] when [you were / he was / she was] first diagnosed with (this condition / any of these conditions)?

- Or PRESS [Enter] to record Year

1 – [CURRENT AGE]

o 995. Less than one year old (SP_OC)

H6C1Y. (CATI) [CYNAMF] [CYNAML]: [CYAQRTH], [CYFUHU], Age [AGEIWDAT] [(Respondent)]

(What year was it when [you were / [REFERENCE PERSON] was / [SPOUSE-PARTNER] was] first diagnosed with (this condition / any of these conditions)?)

1900 – [CYEAR]

(WEB) How old [were you / was [REFERENCE PERSON] / was [SPOUSE-PARTNER]] when [you were / he was / she was] first diagnosed with this condition or any of these conditions?

default version

1 – [CURRENT AGE]

Age [To enter a year instead, click here.](#)

o 995. Less than one year old (SP_OC)

CHECK: [Please enter an age from 1 to \[RAGE-CURRENT AGE\].](#)

alternate version

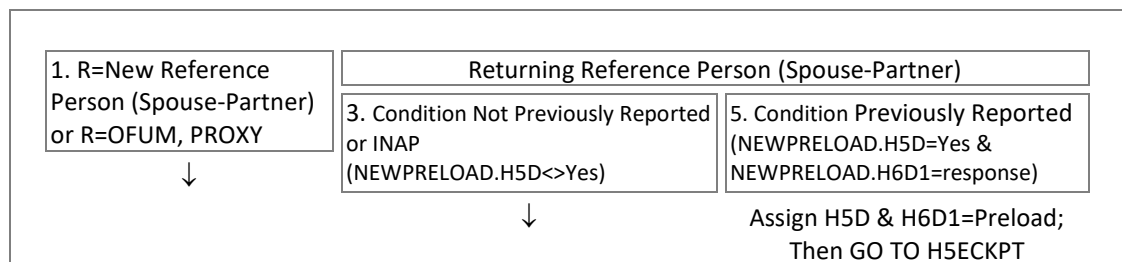
Select ▾

Year

[To enter your age instead, click here.](#)

CHECK: [Please enter a date in or before ^MONTH \(CURRENTDATE\) ^YEAR \(CURRENTDATE\).](#)

H5DCKPT. CAI Checkpoint: Whether High Blood Pressure Reported in Last Interview



H5D. (CATI) [CYNAMF] [CYNAML]: [CYAQRTH], [CYFUHU], Age [AGEIWDAT] [(Respondent)]

(Has a doctor or other health professional EVER told [you / [REFERENCE PERSON] / [SPOUSE-PARTNER]] that [you / he / she] had ...)

High blood pressure or hypertension?

1. Yes 5. No → GO TO H5ECKPT

GO TO H6D1

(WEB) Has a doctor or other health professional EVER told [you / [REFERENCE PERSON] / [SPOUSE-PARTNER]] that [you / he / she] had high blood pressure or hypertension?

1. Yes 5. No → GO TO H5ECKPT

GO TO H6D1

H6D1. (CATI) [CYNAMF] [CYNAML]: [CYAQRTH], [CYFUHU], Age [AGEIWDAT] [(Respondent)]

How old [were you / was [REFERENCE PERSON] / was [SPOUSE-PARTNER]] when [you were / he was / she was] first diagnosed with high blood pressure or hypertension?

- Or PRESS [Enter] to record Year

1 – [CURRENT AGE] 995. Less than one year old (SP_OC)

H6D1Y. (CATI) [CYNAMF] [CYNAML]: [CYAQRTH], [CYFUHU], Age [AGEIWDAT] [(Respondent)]

(What year was it when [you were / [REFERENCE PERSON] was / [SPOUSE-PARTNER] was] first diagnosed with high blood pressure or hypertension?)

1900 – [CYEAR]

(WEB) How old [were you / was [REFERENCE PERSON] / was [SPOUSE-PARTNER]] when [you were / he was / she was] first diagnosed with high blood pressure or hypertension?

default version

1 – [CURRENT AGE] Age [To enter a year instead, click here.](#)

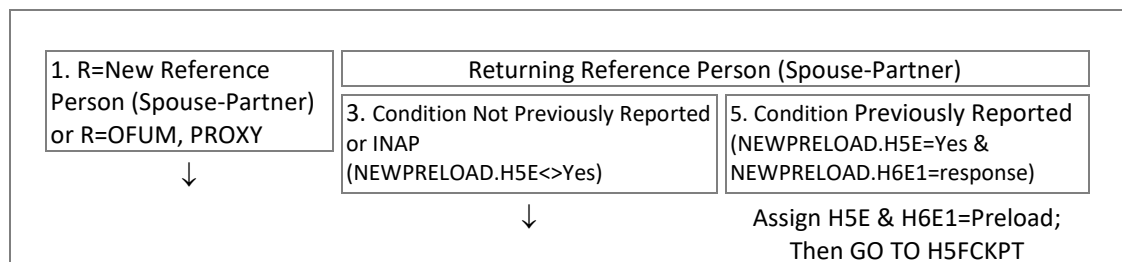
995. Less than one year old (SP_OC) *CHECK: Please enter an age from 1 to [AGE-CURRENT AGE].*

alternate version

Select ▾ Year [To enter your age instead, click here.](#)

CHECK: Please enter a date in or before ^MONTH (CURRENTDATE) ^YEAR (CURRENTDATE).

H5ECKPT. CAI Checkpoint: Whether Asthma Reported in Last Interview



H5E. (CATI) [CYNAMF] [CYNAML]: [CYAQRTH], [CYFUHU], Age [AGEIWDAT] [(Respondent)]

(Has a doctor or other health professional EVER told [you / [REFERENCE PERSON] / [SPOUSE-PARTNER]] that [you / he / she] had ...)
Asthma?

1. Yes 5. No → GO TO H5FCKPT

GO TO H6E1

(WEB) Has a doctor or other health professional EVER told [you / [REFERENCE PERSON] / [SPOUSE-PARTNER]] that [you / he / she] had asthma?

1. Yes 5. No → GO TO H5FCKPT

GO TO H6E1

H6E1. (CATI) [CYNAMF] [CYNAML]: [CYAQRTH], [CYFUHU], Age [AGEIWDAT] [(Respondent)]

How old [were you / was [REFERENCE PERSON] / was [SPOUSE-PARTNER]] when [you were / he was / she was] first diagnosed with asthma?

- Or PRESS [Enter] to record Year

1 – [CURRENT AGE] 995. Less than one year old (SP_OC) ~~(IF VOL)~~

H6E1Y. (CATI) [CYNAMF] [CYNAML]: [CYAQRTH], [CYFUHU], Age [AGEIWDAT] [(Respondent)]

(What year was it when [you were / [REFERENCE PERSON] was / [SPOUSE-PARTNER] was] first diagnosed with asthma?)

1900 – [CYEAR]

(WEB) How old [were you / was [REFERENCE PERSON] / was [SPOUSE-PARTNER]] when [you were / he was / she was] first diagnosed with asthma?

default version

1 – [CURRENT AGE] Age To enter a year instead, click here.

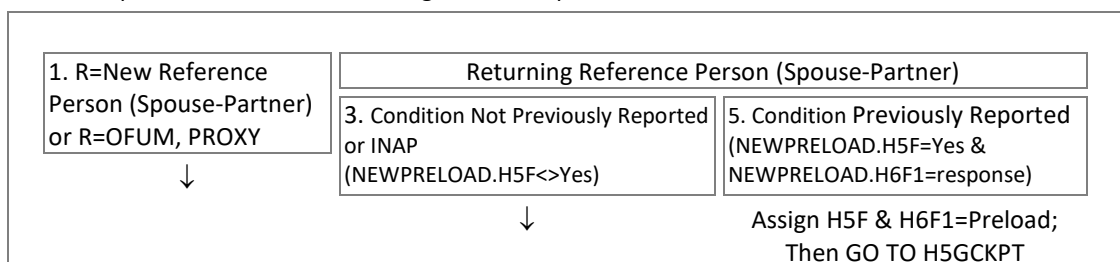
995. Less than one year old (SP_OC) CHECK: Please enter an age from 1 to [AGE-CURRENT AGE].

alternate version

Select ▾ Year To enter your age instead, click here.

CHECK: Please enter a date in or before ^MONTH (CURRENTDATE) ^YEAR (CURRENTDATE).

H5FCKPT. CAI Checkpoint: Whether Chronic Lung Disease Reported in Last Interview



H5F. (CATI) [CYNAMF] [CYNAML]: [CYAQRTH], [CYFUHU], Age [AGEIWDAT] [(Respondent)]

(Has a doctor or other health professional EVER told [you / [REFERENCE PERSON] / [SPOUSE-PARTNER]] that [you / he / she] had ...)

Chronic lung disease such as bronchitis or emphysema?

1. Yes

5. No

→ GO TO H5GCKPT

GO TO H6F1

(WEB) Has a doctor or other health professional EVER told [you / [REFERENCE PERSON] / [SPOUSE-PARTNER]] that [you / he / she] had chronic lung disease such as bronchitis or emphysema?

1. Yes

5. No

→ GO TO H5GCKPT

GO TO H6F1

H6F1. (CATI) [CYNAMF] [CYNAML]: [CYAQRTH], [CYFUHU], Age [AGEIWDAT] [(Respondent)]

How old [were you / was [REFERENCE PERSON] / was [SPOUSE-PARTNER]] when [you were / he was / she was] first diagnosed with (lung disease / bronchitis / emphysema)?

- Or PRESS [Enter] to record Year

1 – [CURRENT AGE]

o 995. Less than one year old (SP_OC)

H6F1Y. (CATI) [CYNAMF] [CYNAML]: [CYAQRTH], [CYFUHU], Age [AGEIWDAT] [(Respondent)]

(What year was it when [you were / [REFERENCE PERSON] was / [SPOUSE-PARTNER] was] first diagnosed with (lung disease / bronchitis / emphysema)?)

1900 – [CYEAR]

(WEB) How old [were you / was [REFERENCE PERSON] / was [SPOUSE-PARTNER]] when [you were / he was / she was] first diagnosed with lung disease, bronchitis, or emphysema?

default version

1 – [CURRENT AGE]

Age [To enter a year instead, click here.](#)

o 995. Less than one year old (SP_OC)

CHECK: *Please enter an age from 1 to [RAGE-CURRENT AGE].*

alternate version

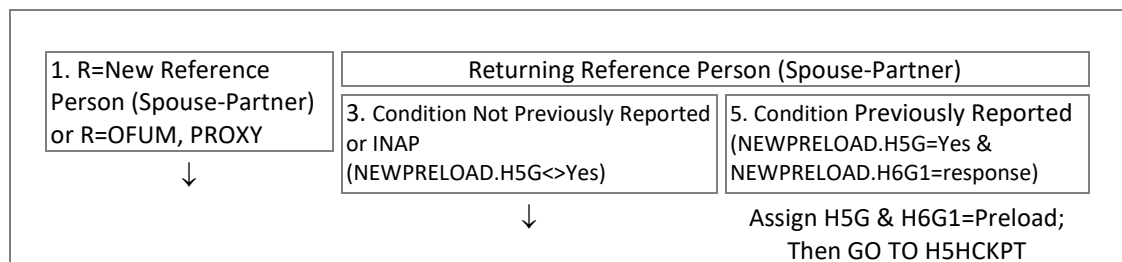
Select ▾

Year

[To enter your age instead, click here.](#)

CHECK: *Please enter a date in or before ^MONTH (CURRENTDATE) ^YEAR (CURRENTDATE).*

H5GCKPT. CAI Checkpoint: Whether Diabetes Reported in Last Interview



H5G. (CATI) [CYNAMF] [CYNAML]: [CYAQRTH], [CYFUHU], Age [AGEIWDAT] [(Respondent)]

(Has a doctor or other health professional EVER told [you / [REFERENCE PERSON] / [SPOUSE-PARTNER]] that [you / he / she] had ...)

Diabetes or high blood sugar?

1. Yes

5. No

→ GO TO H5HCKPT

GO TO H6G1

(WEB) Has a doctor or other health professional EVER told [you / [REFERENCE PERSON] / [SPOUSE-PARTNER]] that [you / he / she] had diabetes or high blood sugar?

1. Yes

5. No

→ GO TO H5HCKPT

GO TO H6G1

H6G1. (CATI) [CYNAMF] [CYNAML]: [CYAQRTH], [CYFUHU], Age [AGEIWDAT] [(Respondent)]

How old [were you / was [REFERENCE PERSON] / was [SPOUSE-PARTNER]] when [you were / he was / she was] first diagnosed with diabetes or high blood sugar?

- Or PRESS [Enter] to record Year

1 – [CURRENT AGE]

0 995. Less than one year old (SP_0C)

H6G1Y. (CATI) [CYNAMF] [CYNAML]: [CYAQRTH], [CYFUHU], Age [AGEIWDAT] [(Respondent)]

(What year was it when [you were / [REFERENCE PERSON] was / [SPOUSE-PARTNER] was] first diagnosed with diabetes or high blood sugar?)

1900 – [CYEAR]

(WEB) How old [were you / was [REFERENCE PERSON] / was [SPOUSE-PARTNER]] when [you were / he was / she was] first diagnosed with diabetes or high blood sugar?

default version

1 – [CURRENT AGE]

Age

To enter a year instead, click here.

0 995. Less than one year old (SP_0C)

CHECK: Please enter an age from 1 to [AGE-CURRENT AGE].

alternate version

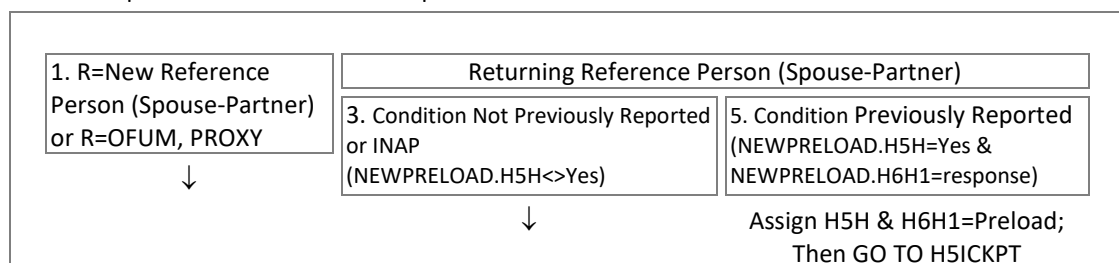
Select ▾

Year

To enter your age instead, click here.

CHECK: Please enter a date in or before ^MONTH (CURRENTDATE) ^YEAR (CURRENTDATE).

H5HCKPT. CAI Checkpoint: Whether Arthritis Reported in Last Interview



H5H. (CATI) [CYNAMF] [CYNAML]: [CYAQRTH], [CYFUHU], Age [AGEIWDAT] [(Respondent)]

(Has a doctor or other health professional EVER told [you / [REFERENCE PERSON] / [SPOUSE-PARTNER]] that [you / he / she] had ...)

Arthritis or rheumatism?

1. Yes

5. No

→ GO TO H5ICKPT

GO TO H6H1

(WEB) Has a doctor or other health professional EVER told [you / [REFERENCE PERSON] / [SPOUSE-PARTNER]] that [you / he / she] had arthritis or rheumatism?

1. Yes

5. No

→ GO TO H5ICKPT

GO TO H6H1

H6H1. (CATI) [CYNAMF] [CYNAML]: [CYAQRTH], [CYFUHU], Age [AGEIWDAT] [(Respondent)]

How old [were you / was [REFERENCE PERSON] / was [SPOUSE-PARTNER]] when [you were / he was / she was] first diagnosed with (arthritis / rheumatism)?

- Or PRESS [Enter] to record Year

1 – [CURRENT AGE]

o 995. Less than one year old (SP_OC)

H6H1Y. (CATI) [CYNAMF] [CYNAML]: [CYAQRTH], [CYFUHU], Age [AGEIWDAT] [(Respondent)]

(What year was it when [you were / [REFERENCE PERSON] was / [SPOUSE-PARTNER] was] first diagnosed with (arthritis / rheumatism)?)

1900 – [CYEAR]

(WEB) How old [were you / was [REFERENCE PERSON] / was [SPOUSE-PARTNER]] when [you were / he was / she was] first diagnosed with arthritis or rheumatism?

default version

1 – [CURRENT AGE]

Age [To enter a year instead, click here.](#)

o 995. Less than one year old (SP_OC)

CHECK: *Please enter an age from 1 to [RAGE-CURRENT AGE].*

alternate version

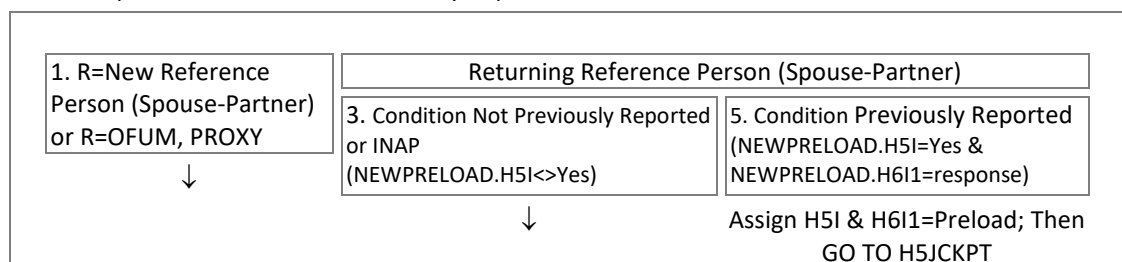
Select ▾

Year

[To enter your age instead, click here.](#)

CHECK: *Please enter a date in or before ^MONTH (CURRENTDATE) ^YEAR (CURRENTDATE).*

H5ICKPT. CAI Checkpoint: Whether Loss of Memory Reported in Last Interview



H5I. (CATI) [CYNAMF] [CYNAML]: [CYAQRTH], [CYFUHU], Age [AGEIWDAT] [(Respondent)]

(Has a doctor or other health professional EVER told [you / [REFERENCE PERSON] / [SPOUSE-PARTNER]] that [you / he / she] had ...)

Permanent loss of memory or loss of mental ability?

1. Yes

5. No

→ GO TO H5JCKPT

GO TO H6I1

(WEB) Has a doctor or other health professional EVER told [you / [REFERENCE PERSON] / [SPOUSE-PARTNER]] that [you / he / she] had permanent loss of memory or loss of mental ability?

1. Yes

5. No

→ GO TO H5JCKPT

GO TO H6I1

H6I1. (CATI) [CYNAMF] [CYNAML]: [CYAQRTH], [CYFUHU], Age [AGEIWDAT] [(Respondent)]

How old [were you / was [REFERENCE PERSON] / was [SPOUSE-PARTNER]] when [you were / he was / she was] first diagnosed with (loss of memory / mental ability)?

- Or PRESS [Enter] to record Year

1 – [CURRENT AGE]

o 995. Less than one year old (SP_OC)

H6I1Y. (CATI) [CYNAMF] [CYNAML]: [CYAQRTH], [CYFUHU], Age [AGEIWDAT] [(Respondent)]

(What year was it when [you were / [REFERENCE PERSON] was / [SPOUSE-PARTNER] was] first diagnosed with (loss of memory / mental ability)?)

1900 – [CYEAR]

(WEB) How old [were you / was [REFERENCE PERSON] / was [SPOUSE-PARTNER]] when [you were / he was / she was] first diagnosed with loss of memory or mental ability?

default version

1 – [CURRENT AGE]

Age [To enter a year instead, click here.](#)

o 995. Less than one year old (SP_OC)

CHECK: Please enter an age from 1 to [RAGE-CURRENT AGE].

alternate version

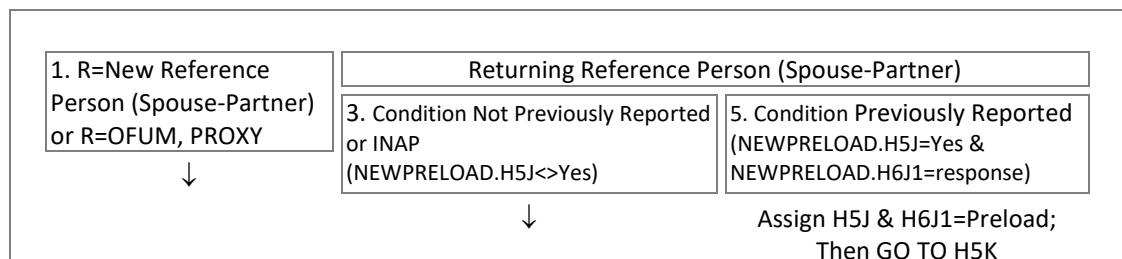
Select ▾

Year

[To enter your age instead, click here.](#)

CHECK: Please enter a date in or before ^MONTH (CURRENTDATE) ^YEAR (CURRENTDATE).

H5JCKPT. CAI Checkpoint: Whether Learning Disorder Reported in Last Interview



H5J. (CATI) [CYNAMF] [CYNAML]: [CYAQRTH], [CYFUHU], Age [AGEIWDAT] [(Respondent)]

(Has a doctor or other health professional EVER told [you / [REFERENCE PERSON] / [SPOUSE-PARTNER]] that [you / he / she] had...)

A learning disorder?

1. Yes 5. No → GO TO H5KCKPT

GO TO H6J1

(WEB) Has a doctor or other health professional EVER told [you / [REFERENCE PERSON] / [SPOUSE-PARTNER]] that [you / he / she] had a learning disorder?

1. Yes 5. No → GO TO H5KCKPT

GO TO H6J1

H6J1. (CATI) [CYNAMF] [CYNAML]: [CYAQRTH], [CYFUHU], Age [AGEIWDAT] [(Respondent)]

How old [were you / was [REFERENCE PERSON] / was [SPOUSE-PARTNER]] when [you were / he was / she was] first diagnosed with a learning disorder?

- Or PRESS [Enter] to record Year

1 – [CURRENT AGE] 0 995. Less than one year old (SP_0C)

H6J1Y. (CATI) [CYNAMF] [CYNAML]: [CYAQRTH], [CYFUHU], Age [AGEIWDAT] [(Respondent)]

(What year was it when [you were / [REFERENCE PERSON] was / [SPOUSE-PARTNER] was] first diagnosed with a learning disorder?)

1900 – [CYEAR]

(WEB) How old [were you / was [REFERENCE PERSON] / was [SPOUSE-PARTNER]] when [you were / he was / she was] first diagnosed with a learning disorder?

default version

1 – [CURRENT AGE] Age To enter a year instead, click here.

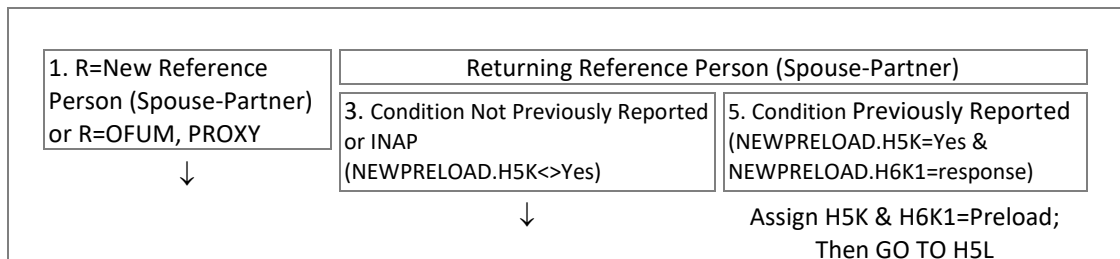
0 995. Less than one year old (SP_0C) CHECK: Please enter an age from 1 to [AGE-CURRENT AGE].

alternate version

Select ▾ Year To enter your age instead, click here.

CHECK: Please enter a date in or before ^MONTH (CURRENTDATE) ^YEAR (CURRENTDATE).

H5KCKPT. CAI Checkpoint: Whether Cancer Reported in Last Interview



H5K. (CATI) [CYNAMF] [CYNAML]: [CYAQRTH], [CYFUHU], Age [AGEIWDATE] [(Respondent)]

(Has a doctor or other health professional EVER told [you / [REFERENCE PERSON] / [SPOUSE-PARTNER]] that [you / he / she] had ...)

Cancer or a malignant tumor?

1. Yes

5. No

→ GO TO H5LCKPT

GO TO H6K1

(WEB) Has a doctor or other health professional EVER told [you / [REFERENCE PERSON] / [SPOUSE-PARTNER]] that [you / he / she] had cancer or a malignant tumor?

1. Yes

5. No

→ GO TO H5LCKPT

GO TO H6K1

H6K1. (CATI) [CYNAMF] [CYNAML]: [CYAQRTH], [CYFUHU], Age [AGEIWDATE] [(Respondent)]

How old [were you / was [REFERENCE PERSON] / was [SPOUSE-PARTNER]] when [you were / he was / she was] first diagnosed with cancer?

- Or PRESS [Enter] to record Year

1 – [CURRENT AGE]

0 995. Less than one year old (SP_OC)

H6K1Y. (CATI) [CYNAMF] [CYNAML]: [CYAQRTH], [CYFUHU], Age [AGEIWDATE] [(Respondent)]

(What year was it when [you were / [REFERENCE PERSON] was / [SPOUSE-PARTNER] was] first diagnosed with cancer?)

1900 – [CYEAR]

(WEB) How old [were you / was [REFERENCE PERSON] / was [SPOUSE-PARTNER]] when [you were / he was / she was] first diagnosed with cancer?

default version

1 – [CURRENT AGE]

Age [To enter a year instead, click here.](#)

0 995. Less than one year old (SP_OC)

CHECK: *Please enter an age from 1 to [AGE-CURRENT AGE].*

alternate version

Select ▾

Year

[To enter your age instead, click here.](#)

CHECK: *Please enter a date in or before ^MONTH (CURRENTDATE) ^YEAR (CURRENTDATE).*

H6K4. (CATI) [CYNAMEF] [CYNAML]: [CYAQRTH], [CYFUHU], Age [AGEIWDAT] [(Respondent)]

What types of cancer [have you / has he / has she] had? (In what part(s) of [your / his / her] body was it?)

- ENTER all that apply
- PROBE: Any others?

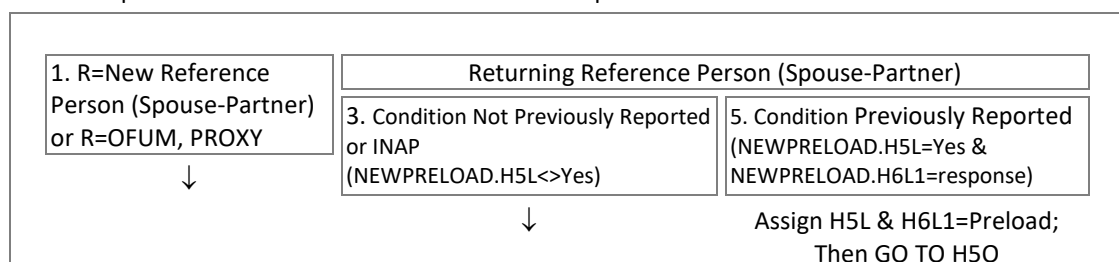
1. Bladder cancer	2. Breast cancer	3. Cervical cancer
4. Colon cancer	5. Lung cancer	6. Lymphoma or leukemia
7. Ovarian cancer	8. Prostate cancer	9. Skin cancer, Melanoma
10. Skin cancer, non-melanoma (e.g. basal cell)	11. Skin cancer, <u>DK type</u>	
12. Thyroid cancer	13. Uterine cancer	97. Other-specify (H6K4SPEC. Specify (String 100))

(WEB) What type of cancer [have you / has he / has she] had? In what part(s) of [your / his / her] body was it?

Please select all that apply.

1. Bladder cancer	2. Breast cancer	3. Cervical cancer
4. Colon cancer	5. Lung cancer	6. Lymphoma or leukemia
7. Ovarian cancer	8. Prostate cancer	9. Skin cancer – Melanoma
10. Skin cancer - Non-melanoma (e.g., basal cell)	11. Skin cancer - Other type	
12. Thyroid cancer	13. Uterine cancer	97. Other - Please specify: (H6K4SPEC)

H5LCKPT. CAI Checkpoint: Whether Mental Health Condition Reported in Last Interview



H5L. (CATI) [CYNAMEF] [CYNAML]: [CYAQRTH], [CYFUHU], Age [AGEIWDAT] [(Respondent)]

(Has a doctor or other health professional EVER told [you / [REFERENCE PERSON] / [SPOUSE-PARTNER]] that [you / he / she] had ...)

Any emotional, mental health, or psychiatric conditions?

1. Yes	5. No	→ GO TO H5OA
--------	-------	--------------

GO TO H6L1

(WEB) Has a doctor or other health professional EVER told [you / [REFERENCE PERSON] / [SPOUSE-PARTNER]] that [you / he / she] had any emotional, mental health, or psychiatric conditions?

1. Yes	5. No	→ GO TO H5OA
--------	-------	--------------

GO TO H6L1

H6L1. (CATI) [CYNAMF] [CYNAML]: [CYAQRTH], [CYFUHU], Age [AGEIWDAT] [(Respondent)]

How old [were you / was [REFERENCE PERSON] / was [SPOUSE-PARTNER]] when [you were / he was / she was] first diagnosed?

- Or PRESS [Enter] to record Year

1 – [CURRENT AGE] 0 995. Less than one year old (SP_OC)

H6L1Y. (CATI) [CYNAMF] [CYNAML]: [CYAQRTH], [CYFUHU], Age [AGEIWDAT] [(Respondent)]

(What year was it when [you were / [REFERENCE PERSON] was / [SPOUSE-PARTNER] was] first diagnosed?)

1900 – [CYEAR]

(WEB) How old [were you / was [REFERENCE PERSON] / was [SPOUSE-PARTNER]] when [you were / he was / she was] first diagnosed?

default version

1 – [CURRENT AGE] Age To enter a year instead, click here.

0 995. Less than one year old (SP_OC) CHECK: Please enter an age from 1 to [RAGE-CURRENT AGE].

alternate version

Select ▾ Year To enter your age instead, click here.

CHECK: Please enter a date in or before ^MONTH (CURRENTDATE) ^YEAR (CURRENTDATE).

H6L2. (CATI) [CYNAMF] [CYNAML]: [CYAQRTH], [CYFUHU], Age [AGEIWDAT] [(Respondent)]

What was the diagnosis? What is the emotional / psychiatric disorder?

- ENTER all that apply
- PROBE: Any others?

1. Depression	2. Bipolar disorder (mania)
3. Schizophrenia (psychosis)	4. Anxiety (panic)
5. Phobias	6. Alcohol use / abuse (alcoholism)
7. Drug use / abuse (drug addiction)	8. OCD (Obsessive Compulsive Disorder)
9. PTSD (Post-Traumatic Stress Disorder)	
10. ADHD or ADD (Attention Deficit/Hyperactivity Disorder or Attention Deficit Disorder)	
11. ODD (Oppositional Defiant Disorder or Conduct Disorder)	
12. Autism, Asperger's Disorder, Pervasive Developmental Disorder, or other autism spectrum disorder	
97. Other-specify (H6L2SPEC. Specify (String 100))	

(WEB) What was the diagnosis? What is the emotional or psychiatric disorder?

Please select all that apply.

1. Depression	2. Bipolar disorder or mania
3. Schizophrenia or psychosis	4. Anxiety or panic disorder
5. Phobias	6. Alcohol abuse or alcoholism
7. Drug abuse or drug addiction	8. OCD (Obsessive Compulsive Disorder)
9. PTSD (Post-Traumatic Stress Disorder)	
10. ADHD or ADD (Attention Deficit/Hyperactivity Disorder or Attention Deficit Disorder)	
11. ODD (Oppositional Defiant Disorder or Conduct Disorder)	
12. Autism, Asperger's Disorder, Pervasive Developmental Disorder, or other autism spectrum disorder	
97. Other - Please specify: (H6L2SPEC)	

H5OA. (CATI) [CYNAMF CYNAML]: [CYAQRTH], [CYFUHU], Age [AGEIWDAT]E

(Has a doctor or other health professional EVER told [you / [REFERENCE PERSON] / [SPOUSE-PARTNER]] that [you / he / she] ...)

Had or likely had coronavirus or COVID-19?

1. Yes

5. No

(WEB) Has a doctor or other health professional EVER told [you / [REFERENCE PERSON] / [SPOUSE-PARTNER]] that [you / [REFERENCE PERSON] / [SPOUSE-PARTNER]] had or likely had coronavirus or COVID-19?

1. Yes

5. No

H5OB. (CATI) [CYNAMF CYNAML]: [CYAQRTH], [CYFUHU], Age [AGEIWDAT]E

Did [you / [REFERENCE PERSON] / [SPOUSE-PARTNER]] EVER take a test that showed [you / [REFERENCE PERSON] / [SPOUSE-PARTNER]] had coronavirus or COVID-19?

- **If needed:** Testing includes antibody or blood tests as well as other forms of testing for COVID-19, such as a nasal swabbing or throat swabbing

1. Yes

5. No

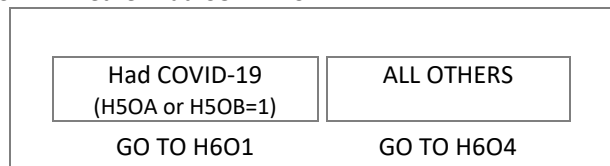
(WEB) Did [you / [REFERENCE PERSON] / [SPOUSE-PARTNER]] EVER take a test that showed [you / [REFERENCE PERSON] / [SPOUSE-PARTNER]] had coronavirus or COVID-19?

Testing includes antibody or blood tests as well as other forms of testing for COVID-19, such as a nasal swabbing or throat swabbing.

1. Yes

5. No

H6O1 RULE: Whether Had COVID-19



H6O1. (CATI) [CYNAMF] [CYNAML]: [CYAQRTH], [CYFUHU], Age [AGEIWDAT]E [(Respondent)]

Did [you / [REFERENCE PERSON] / [SPOUSE-PARTNER]] have any symptoms lasting 1 month or longer that [you / he / she] did not have prior to having COVID-19?

1. Yes

5. No

→ GO TO H6O4

GO TO H6O32

(WEB) Did [you / [REFERENCE PERSON] / [SPOUSE-PARTNER]] have any symptoms lasting 1 month or longer that [you / he / she] did not have prior to having COVID-19?

1. Yes

5. No

→ GO TO H6O4

GO TO H6O32

H6O2. (CATI) [CYNAMF] [CYNAML]: [CYAQRTH], [CYFUHU], Age [AGEIWDAT]E [(Respondent)]

Did [you / [REFERENCE PERSON] / [SPOUSE-PARTNER]] have any symptoms lasting 3 months or longer that [you / he / she] did not have prior to having COVID-19?

1. Yes

5. No

(WEB) Did [you / [REFERENCE PERSON] / [SPOUSE-PARTNER]] have any symptoms lasting 3 months or longer that [you / he / she] did not have prior to having COVID-19?

1. Yes

5. No

H6O3. (CATI) [CYNAMF] [CYNAML]: [CYAQRTH], [CYFUHU], Age [AGEIWDAT] [(Respondent)]

Are [you / he / she] currently experiencing any lingering physical or mental health effects from COVID-19 [H6O1=YES: or these symptoms]?

- If R says not sure if symptoms are due to COVID-19 or some other condition, ENTER [2]

(WEB) Are [you / he / she] currently experiencing any lingering physical or mental health effects from COVID-19 [H6O1=YES: or these symptoms]?

H6O4. (CATI) [CYNAMF] [CYNAML]: [CYAQRTH], [CYFUHU], Age [AGEIWDAT] [(Respondent)]

[Have you / Has [REFERENCE PERSON] / Has [SPOUSE-PARTNER]] had a vaccine or booster for COVID-19 in the last 6 months?

(WEB) [Have you / Has [REFERENCE PERSON] / Has [SPOUSE-PARTNER]] had a vaccine or booster for COVID-19 in the last 6 months?

H5M. (CATI) [CYNAMF] [CYNAML]: [CYAQRTH], [CYFUHU], Age [AGEIWDAT] [(Respondent)]

Is there any other serious, chronic condition that a doctor or other health professional EVER told [you / [REFERENCE PERSON] / [SPOUSE-PARTNER]] that [you / he / she] had?

→ GO TO H5NCKPT

GO TO H6M1

(WEB) Is there any other serious, chronic condition that a doctor or other health professional EVER told [you / [REFERENCE PERSON] / [SPOUSE-PARTNER]] that [you / he / she] had?

→ GO TO H5NCKPT

GO TO H6M1

H6M1. (CATI) [CYNAMF] [CYNAML]: [CYAQRTH], [CYFUHU], Age [AGEIWDAT] [(Respondent)]

What is that condition?

(WEB) What is that condition?

H6M2. (CATI) [CYNAMF] [CYNAML]: [CYAQRTH], [CYFUHU], Age [AGEIWDAT] [(Respondent)]

How old [were you / was [REFERENCE PERSON] / was [SPOUSE-PARTNER]] when [you were / he was / she was] first diagnosed?

- Or PRESS [Enter] to record Year

H6M2Y. (CATI) [CYNAMF] [CYNAML]: [CYAQRTH], [CYFUHU], Age [AGEIWDAT] [(Respondent)]
 (What year was it when [you were / [REFERENCE PERSON] was / [SPOUSE-PARTNER] was] first diagnosed?)

1900 – [CYEAR]

(WEB) How old [were you / was [REFERENCE PERSON] / was [SPOUSE-PARTNER]] when [you were / he was / she was] first diagnosed?

default version

1 – [CURRENT AGE] Age [To enter a year instead, click here.](#)

o 995. Less than one year old (SP_OC) *CHECK: Please enter an age from 1 to [RAGE-CURRENT AGE].*

alternate version

Select ▾ Year [To enter your age instead, click here.](#)

CHECK: Please enter a date in or before ^MONTH (CURRENTDATE) ^YEAR (CURRENTDATE).

H7M2. (CATI) [CYNAMF] [CYNAML]: [CYAQRTH], [CYFUHU], Age [AGEIWDAT] [(Respondent)]

[Are you / Is [REFERENCE PERSON] / Is [SPOUSE-PARTNER]] now taking medication for this condition?

1. Yes 5. No

(WEB) [Are you / Is [REFERENCE PERSON] / Is [SPOUSE-PARTNER]] now taking medication for this condition?

1. Yes 5. No

H5PCKPT: CAI Checkpoint: Whether Any Condition or Preloaded Condition Endorsed

<div style="border: 1px solid black; padding: 5px; margin: 0 auto; width: 80%;"> <p>1. Condition(s) Endorsed (H5A/B/C/D/E/F/G/H/I/J/K/L/O=1)</p> </div> <p>GO TO H5P1</p>	<div style="border: 1px solid black; padding: 5px; margin: 0 auto; width: 80%;"> <p>5. All Others</p> </div> <p>GO TO H5NCKPT</p>
---	---

H5P1. (CATI) [CYNAMF] [CYNAML]: [CYAQRTH], [CYFUHU], Age [AGEIWDAT] [(Respondent)]

[Are you / Is [REFERENCE PERSON] / Is [SPOUSE-PARTNER]] currently taking any prescription medications, in treatment, or participating in any therapy for a physical or mental health condition?

(WEB) [Are you / Is [REFERENCE PERSON] / Is [SPOUSE-PARTNER]] currently taking any prescription medications, in treatment, or participating in any therapy for a physical or mental health condition?

1. Yes 5. No → [GO TO H5P4ACKPT](#)

GO TO H5P2

H5P2. (CATI) FU Member: [CYNAMF] [CYNAML]: [CYAQRTH], [CYFUHU], Age [AGEIWDAT] [(Respondent)]

[Are you / Is [REFERENCE PERSON] / Is [SPOUSE-PARTNER]] currently taking any prescription medications, in treatment, or participating in any therapy for any of the following conditions?

- ENTER all that apply

1. Stroke	GO TO H5P4ACKPT
2. Heart attack	GO TO H5P4BCKPT
3. Coronary heart disease, angina, or congestive heart failure	
4. High blood pressure	
5. Asthma	
6. Chronic lung disease such as bronchitis or emphysema	
7. Diabetes or high blood sugar	GO TO H5NCKPT
8. Arthritis or rheumatism	
9. Permanent loss of memory or loss of mental ability	
10. A learning disorder	
11. Cancer	GO TO H5P4CCKPT
12. Any emotional, mental health, or psychiatric conditions	GO TO H5P3
13. COVID-19	GO TO H5NCKPT
14. None of the above	GO TO H5P4ACKPT
DK/RF	GO TO H5P4ACKPT

(WEB) [Are you / Is [REFERENCE PERSON] / Is [SPOUSE-PARTNER]] currently taking any prescription medications, in treatment, or participating in any therapy for any of the following conditions?

Please select all that apply.

1. Stroke	GO TO H5P4ACKPT
2. Heart attack	GO TO H5P4BCKPT
3. Coronary heart disease, angina, or congestive heart failure	
4. High blood pressure	
5. Asthma	
6. Chronic lung disease such as bronchitis or emphysema	
7. Diabetes or high blood sugar	GO TO H5NCKPT
8. Arthritis or rheumatism	
9. Permanent loss of memory or loss of mental ability	
10. A learning disorder	
11. Cancer	GO TO H5P4CCKPT
12. Any emotional, mental health, or psychiatric conditions	GO TO H5P3
13. COVID-19	GO TO H5NCKPT
14. None of the above	GO TO H5P4ACKPT
NA	GO TO H5P4ACKPT

CHECK: A condition cannot be selected with "None of the above".

H5P3. (CATI) [CYNAMF] [CYNAML]: [CYAQRTH], [CYFUHU], Age [AGEIWDAT] [(Respondent)]

What [are you / is [REFERENCE PERSON] / is [SPOUSE-PARTNER]] currently taking any prescription medications, in treatment, or participating in any therapy for? What is the emotional / psychiatric disorder?

- ENTER all that apply
- PROBE: Any others?

1. Depression	2. Bipolar disorder (mania)
3. Schizophrenia (psychosis)	4. Anxiety (panic)
5. Phobias	6. Alcohol use / abuse (alcoholism)
7. Drug use / abuse (drug addiction)	8. OCD (Obsessive Compulsive Disorder)
9. PTSD (Post-Traumatic Stress Disorder)	
10. ADHD or ADD (Attention Deficit/Hyperactivity Disorder or Attention Deficit Disorder)	
11. ODD (Oppositional Defiant Disorder or Conduct Disorder)	
12. Autism, Asperger's Disorder, Pervasive Developmental Disorder, or other autism spectrum disorder	
97. Other-specify (H5P3SPEC. Specify (String 100))	

(WEB) What [are you / is [REFERENCE PERSON] / is [SPOUSE-PARTNER]] currently taking any prescription medications, in treatment, or participating in any therapy for? What is the emotional or psychiatric disorder?

Please select all that apply.

1. Depression	2. Bipolar disorder or mania
3. Schizophrenia or psychosis	4. Anxiety or panic disorder
5. Phobias	6. Alcohol abuse or alcoholism
7. Drug abuse or drug addiction	8. OCD (Obsessive Compulsive Disorder)
9. PTSD (Post-Traumatic Stress Disorder)	
10. ADHD or ADD (Attention Deficit/Hyperactivity Disorder or Attention Deficit Disorder)	
11. ODD (Oppositional Defiant Disorder or Conduct Disorder)	
12. Autism, Asperger's Disorder, Pervasive Developmental Disorder, or other autism spectrum disorder	
97. Other - Please specify: (H5P3SPEC)	

H5P4ACKPT: CAI Checkpoint: Whether Stroke Endorsed

1. Stroke Endorsed (H5A=1 or H5P2=1)	5. All Others
↓	GO TO H5P4BCKPT

H5P4A. (CATI) [CYNAMF] [CYNAML]: [CYAQRTH], [CYFUHU], Age [AGEIWDAT] [(Respondent)]

In the last two years, did a doctor or other health professional say [you / [REFERENCE PERSON] / [SPOUSE-PARTNER]] had a stroke?

(WEB) In the last two years, did a doctor or other health professional say [you / [REFERENCE PERSON] / [SPOUSE-PARTNER]] had a stroke?

1. Yes	5. No
--------	-------

GO TO
H5P4BCKPT

H5P4BCKPT: CAI Checkpoint: Whether Heart Attack Endorsed

<div style="border: 1px solid black; padding: 5px; margin: 0 auto; width: 80%;"> 1. Heart Attack Endorsed (H5B=1 or H5P2=2) </div>	<div style="border: 1px solid black; padding: 5px; margin: 0 auto; width: 80%;"> 5. All Others </div>
↓	GO TO H5P4CCKPT

H5P4B. (CATI) [CYNAMF] [CYNAML]: [CYAQRTH], [CYFUHU], Age [AGEIWDAT] [(Respondent)]

In the last two years, did a doctor or other health professional say [you / [REFERENCE PERSON] / [SPOUSE-PARTNER]] had a heart attack?

(WEB) In the last two years, did a doctor or other health professional say [you / [REFERENCE PERSON] / [SPOUSE-PARTNER]] had a heart attack?

1. Yes	5. No
--------	-------

GO TO
H5P4CCKPT

H5P4CCKPT: CAI Checkpoint: Whether Heart Attack Endorsed

<div style="border: 1px solid black; padding: 5px; margin: 0 auto; width: 80%;"> 1. Cancer Endorsed (H5K=1 or H5P2=11) </div>	<div style="border: 1px solid black; padding: 5px; margin: 0 auto; width: 80%;"> 5. All Others </div>
↓	GO TO H5NCKPT

H5P4C. (CATI) [CYNAMF] [CYNAML]: [CYAQRTH], [CYFUHU], Age [AGEIWDAT] [(Respondent)]

In the last two years, did a doctor or other health professional say [you / [REFERENCE PERSON] / [SPOUSE-PARTNER]] had cancer?

(WEB) In the last two years, did a doctor or other health professional say [you / [REFERENCE PERSON] / [SPOUSE-PARTNER]] had cancer?

1. Yes	5. No
--------	-------

→ GO TO H5P5CKPT

↓

H6P1. (CATI) [CYNAMF] [CYNAML]: [CYAQRTH], [CYFUHU], Age [AGEIWDAT] [(Respondent)]

[Are you / Is [REFERENCE PERSON] / Is [SPOUSE-PARTNER]] currently in treatment for [your / his / her] cancer, in remission, has it been cured, or are you not getting treatment?

- If R says can't afford insurance to get treatment, are doing nothing, etc, ENTER: [4]

1. Treatment	2. Remission	3. Cured	4. Not getting treatment
--------------	--------------	----------	--------------------------

(WEB) What is the current state of [your / his / her] cancer and its treatment?

1. Currently in treatment for cancer	2. Currently in remission
3. Cancer has been cured	4. Not currently in treatment

H6P2. (CATI) [CYNAMEF] [CYNAML]: [CYAQRTH], [CYFUHU], Age [AGEIWDAT] [(Respondent)]

What type of cancer [H6P1=3: did / H6P1=All Others: do / does]] [you / he / she] have? (In what part of your body [H6P1=3: was/ H6P1=All Others:is] it?)

- ENTER all that apply
- PROBE: Any others?

1. Bladder cancer	2. Breast cancer	3. Cervical cancer
4. Colon cancer	5. Lung cancer	6. Lymphoma or leukemia
7. Ovarian cancer	8. Prostate cancer	9. Skin cancer, Melanoma
10. Skin cancer, non-melanoma (e.g. basal cell)	11. Skin cancer, <u>DK type</u>	
12. Thyroid cancer	13. Uterine cancer	97. Other-specify (H6P2SPEC. Specify (String 100))

(WEB) What type of cancer [H6P1=3: did / H6P1=All Others: do / does]] [you / he / she] have? In what part of your body [H6P1=3: was/ H6P1=All Others:is] it?
Please select all that apply.

1. Bladder cancer	2. Breast cancer	3. Cervical cancer
4. Colon cancer	5. Lung cancer	6. Lymphoma or leukemia
7. Ovarian cancer	8. Prostate cancer	9. Skin cancer – Melanoma
10. Skin cancer - Non-melanoma (e.g., basal cell)	11. Skin cancer - Other type	
12. Thyroid cancer	13. Uterine cancer	97. Other - Please specify: (H6P2SPEC)

Dementia Screener

H5N2–H5N9: All rights reserved. Copyright 2008 by Washington University in St. Louis, Missouri.

H5NCKPT. CAI Checkpoint: Whether 65 Years Old or Older

1. Age 65 or Older (AGEIWDAT=65+)	5. Age Less Than 65 (AGEIWDAT<65, DK, RF, NA)	→ GO TO H8
↓		

H5N2. (CATI) [CYNAMEF] [CYNAML]: [CYAQRTH], [CYFUHU], Age [AGEIWDAT] [(Respondent)]

Next, we'd like to know about changes that [you / [REFERENCE PERSON] / [SPOUSE-PARTNER]] may have had in the last several years [*THIS PERSON IS NOT R: because of a thinking or memory problem*].

In the last several years, has there been a change in problems [you / he / she] may have with judgment, for example, problems making decisions, making bad financial decisions, or with thinking?

1. Yes, a change	5. No, no change
------------------	------------------

H5N3. (CATI) [CYNAMEF] [CYNAML]: [CYAQRTH], [CYFUHU], Age [AGEIWDAT] [(Respondent)]

In the last several years, has there been a change in...

The amount of interest [you / he / she] may have in hobbies or activities?

1. Yes, a change	5. No, no change
------------------	------------------

H5N4. (CATI) [CYNAMEF] [CYNAML]: [CYAQRTH], [CYFUHU], Age [AGEIWDAT] [(Respondent)]

(In the last several years, has there been a change in...)

[Your / His / Her] repeating the same things over and over, such as questions, stories, or statements?

1. Yes, a change	5. No, no change
------------------	------------------

H5N5. (CATI) [CYNAMF] [CYNAML]: [CYAQRTH], [CYFUHU], Age [AGEIWDAT] [(Respondent)]

(In the last several years, has there been a change in ...)

The trouble [you / he / she] may have learning how to use a tool, appliance or gadget like a TV remote?

1. Yes, a change 5. No, no change

H5N6. (CATI) [CYNAMF] [CYNAML]: [CYAQRTH], [CYFUHU], Age [AGEIWDAT] [(Respondent)]

(In the last several years, has there been a change in ...)

[Your / His / Her] forgetting the correct month or year?

1. Yes, a change 5. No, no change

H5N7. (CATI) [CYNAMF] [CYNAML]: [CYAQRTH], [CYFUHU], Age [AGEIWDAT] [(Respondent)]

(In the last several years, has there been a change in...)

The trouble [you / he / she] may have handling complicated money matters, like balancing a checkbook or paying bills?

1. Yes, a change 5. No, no change

H5N8. (CATI) [CYNAMF] [CYNAML]: [CYAQRTH], [CYFUHU], Age [AGEIWDAT] [(Respondent)]

(In the last several years, has there been a change in...)

The trouble [you / he / she] may have remembering appointments?

1. Yes, a change 5. No, no change

H5N9. (CATI) [CYNAMF] [CYNAML]: [CYAQRTH], [CYFUHU], Age [AGEIWDAT] [(Respondent)]

(In the last several years, has there been a change in...)

Daily problems [you / he / she] may have with thinking and/or memory?

1. Yes, a change 5. No, no change

H5N2-H5N9 GRID. (WEB) Next, we'd like to know about changes that [you / [REFERENCE PERSON] / [SPOUSE-PARTNER]] may have had in the last several years [*THIS PERSON IS NOT R: BECAUSE OF A THINKING OR MEMORY PROBLEM*]. In the last several years, please indicate whether has there been A CHANGE IN each of the following:

	1. Yes, there has been a change	5. No, no change
H5N2. Problems [you / he / she] may have with judgment, for example, problems making decisions, making bad financial decisions, or with thinking.	<input type="radio"/>	<input type="radio"/>
H5N3. The amount of interest [you / he / she] may have in hobbies or activities.	<input type="radio"/>	<input type="radio"/>
H5N4. [Your / His / Her] repeating the same things over and over, such as questions, stories, or statements.	<input type="radio"/>	<input type="radio"/>
H5N5. The trouble [you / he / she] may have learning how to use a tool, appliance or gadget like a TV remote.	<input type="radio"/>	<input type="radio"/>
H5N6. [Your / His / Her] forgetting the correct month or year.	<input type="radio"/>	<input type="radio"/>
H5N7. The trouble [you / he / she] may have handling complicated money matters, like balancing a checkbook or paying bills.	<input type="radio"/>	<input type="radio"/>
H5N8. The trouble [you / he / she] may have remembering appointments.	<input type="radio"/>	<input type="radio"/>
H5N9. DAILY problems [you / he / she] may have with thinking and/or memory.	<input type="radio"/>	<input type="radio"/>

All rights reserved. Copyright 2008 by Washington University in St. Louis, Missouri.

Hospital Stays

H8. (CATI) [CYNAMF] [CYNAML]: [CYAQRTH], [CYFUHU], Age [AGEIWDAT] [(Respondent)]

[Were you / Was [REFERENCE PERSON] / Was [SPOUSE-PARTNER]] a patient in a hospital overnight or longer at any time during [PYEAR]?

→ GO TO H8A3

GO TO H8A

(WEB) [Were you / Was [REFERENCE PERSON] / Was [SPOUSE-PARTNER]] a patient in a hospital overnight or longer at any time during [PYEAR]?

→ GO TO H8A3

GO TO H8A

H8A, H8A2. (CATI) [CYNAMF] [CYNAML]: [CYAQRTH], [CYFUHU], Age [AGEIWDAT] [(Respondent)]

How many nights [were you / was [REFERENCE PERSON] / was [SPOUSE-PARTNER]] in a hospital altogether in [PYEAR]?

- ENTER amount here, then SELECT unit of time on next screen (Nights, Weeks)

→ GO TO H8A3



The amount entered is: [H8A]

- SELECT the unit of time below

(WEB) How long [were you / was [REFERENCE PERSON] / was [SPOUSE-PARTNER]] in a hospital altogether in [PYEAR]?

CHECK: Please enter 1 to 365 nights, or 1 to 52 weeks.

SIGNAL: Please select a unit of time.

Lower Body Functionality

H8A3. (CATI) (H5 1986) [CYNAMF] [CYNAML]: [CYAQRTH], [CYFUHU], Age [AGEIWDAT] [(Respondent)]

[Do you / Does he / Does she] have any trouble either walking several blocks or climbing a few flights of stairs, because of [your / his / her] health?

(WEB) [Do you / Does he / Does she] have any trouble either walking several blocks or climbing a few flights of stairs, because of [your / his / her] health?

H8A4. (CATI) (H6 1986) [CYNAMF] [CYNAML]: [CYAQRTH], [CYFUHU], Age [AGEIWDAT] [(Respondent)]

[Do you / Does he / Does she] have trouble bending, lifting, or stooping because of [your / his / her] health?

(WEB) [Do you / Does he / Does she] have trouble bending, lifting, or stooping because of [your / his / her] health?

Activities of Daily Living (ADL)

H9A. (CATI) [CYNAMF] [CYNAML]: [CYAQRTH], [CYFUHU], Age [AGEIWDAT] [(Respondent)]

The next questions are about [your / [REFERENCE PERSON]'s / [SPOUSE-PARTNER]'s] ability to do certain activities - by [yourself / himself / herself] and without special equipment.

Because of a health or physical problem, [do you / does he / does she] have any difficulty bathing or showering?

→ GO TO H9B

GO TO H10A1

(WEB) The next questions are about [your / [REFERENCE PERSON]'s / [SPOUSE-PARTNER]'s] ability to do certain activities by [yourself / himself / herself] and without special equipment.

Because of a health or physical problem, [do you / does he / does she] have any difficulty bathing or showering?

→ GO TO H9B

GO TO H10A1

H10A1. (CATI) [CYNAMF] [CYNAML]: [CYAQRTH], [CYFUHU], Age [AGEIWDAT] [(Respondent)]

Does someone usually help [you / him / her] with that activity?

(WEB) Does someone usually help [you / him / her] with that activity?

H10A2. (CATI) [CYNAMF] [CYNAML]: [CYAQRTH], [CYFUHU], Age [AGEIWDAT] [(Respondent)]

[Do you / Does he / Does she] usually use special equipment to do that activity?

(WEB) [Do you / Does he / Does she] usually use special equipment to do that activity?

H9B. (CATI) [CYNAMF] [CYNAML]: [CYAQRTH], [CYFUHU], Age [AGEIWDAT] [(Respondent)]

(Because of a health or physical problem, [do you / does he / does she] have any difficulty...) Dressing?

→ GO TO H9C

GO TO H10B1

(WEB) Because of a health or physical problem, [do you / does he / does she] have any difficulty dressing?

→ GO TO H9C

GO TO H10B1

H10B1. (CATI) [CYNAMF] [CYNAML]: [CYAQRTH], [CYFUHU], Age [AGEIWDAT] [(Respondent)]

Does someone usually help [you / him / her] with that activity?

(WEB) Does someone usually help [you / him / her] with that activity?

H10B2. (CATI) [CYNAMF] [CYNAML]: [CYAQRTH], [CYFUHU], Age [AGEIWDAT] [(Respondent)]

[Do you / Does he / Does she] usually use special equipment to do that activity?

☐ 1. Yes ☐ 5. No

(WEB) [Do you / Does he / Does she] usually use special equipment to do that activity?

☐ 1. Yes ☐ 5. No

H9C. (CATI) [CYNAMF] [CYNAML]: [CYAQRTH], [CYFUHU], Age [AGEIWDAT] [(Respondent)]

(Because of a health or physical problem, [do you / does he / does she] have any difficulty...)
Eating?

☐ 1. Yes ☐ 5. No → GO TO H9D

GO TO H10C1

(WEB) Because of a health or physical problem, [do you / does he / does she] have any difficulty eating?

☐ 1. Yes ☐ 5. No → GO TO H9D

GO TO H10C1

H10C1. (CATI) [CYNAMF] [CYNAML]: [CYAQRTH], [CYFUHU], Age [AGEIWDAT] [(Respondent)]

Does someone usually help [you / him / her] with that activity?

☐ 1. Yes ☐ 5. No

(WEB) Does someone usually help [you / him / her] with that activity?

☐ 1. Yes ☐ 5. No

H10C2. [CYNAMF] [CYNAML]: [CYAQRTH], [CYFUHU], Age [AGEIWDAT] [(Respondent)]

[Do you / Does he / Does she] usually use special equipment to do that activity?

☐ 1. Yes ☐ 5. No

(WEB) [Do you / Does he / Does she] usually use special equipment to do that activity?

☐ 1. Yes ☐ 5. No

H9D. (CATI) [CYNAMF] [CYNAML]: [CYAQRTH], [CYFUHU], Age [AGEIWDAT] [(Respondent)]

(Because of a health or physical problem, [do you / does he / does she] have any difficulty...)
Getting in or out of bed or a chair?

☐ 1. Yes ☐ 5. No → GO TO H9E

GO TO H10D1

(WEB) Because of a health or physical problem, [do you / does he / does she] have any difficulty getting in or out of bed or a chair?

☐ 1. Yes ☐ 5. No → GO TO H9E

GO TO H10D1

H10D1. (CATI) [CYNAMF] [CYNAML]: [CYAQRTH], [CYFUHU], Age [AGEIWDAT] [(Respondent)]

Does someone usually help [you / him / her] with that activity?

☐ 1. Yes ☐ 5. No

(WEB) Does someone usually help [you / him / her] with that activity?

☐ 1. Yes ☐ 5. No

H10D2. (CATI) [CYNAMF] [CYNAML]: [CYAQRTH], [CYFUHU], Age [AGEIWDAT] [(Respondent)]
[Do you / Does he / Does she] usually use special equipment to do that activity?

☐ 1. Yes ☐ 5. No

(WEB) [Do you / Does he / Does she] usually use special equipment to do that activity?

☐ 1. Yes ☐ 5. No

H9E. (CATI) [CYNAMF] [CYNAML]: [CYAQRTH], [CYFUHU], Age [AGEIWDAT] [(Respondent)]

Because of a health or physical problem, [do you / does [REFERENCE PERSON] / does [SPOUSE-PARTNER]] have any difficulty...)

Walking?

☐ 1. Yes ☐ 5. No → GO TO H9F

GO TO H10E1

(WEB) Because of a health or physical problem, [do you / does [REFERENCE PERSON] / does [SPOUSE-PARTNER]] have any difficulty walking?

☐ 1. Yes ☐ 5. No → GO TO H9F

GO TO H10E1

H10E1. (CATI) [CYNAMF] [CYNAML]: [CYAQRTH], [CYFUHU], Age [AGEIWDAT] [(Respondent)]

Does someone usually help [you / him / her] with that activity?

☐ 1. Yes ☐ 5. No

(WEB) Does someone usually help [you / him / her] with that activity?

☐ 1. Yes ☐ 5. No

H10E2. (CATI) [CYNAMF] [CYNAML]: [CYAQRTH], [CYFUHU], Age [AGEIWDAT] [(Respondent)]

[Do you / Does he / Does she] usually use special equipment to do that activity?

☐ 1. Yes ☐ 5. No

(WEB) [Do you / Does he / Does she] usually use special equipment to do that activity?

☐ 1. Yes ☐ 5. No

H9F. (CATI) [CYNAMF] [CYNAML]: [CYAQRTH], [CYFUHU], Age [AGEIWDAT] [(Respondent)]

(Because of a health or physical problem, [do you / does he / does she] have any difficulty...)

Getting outside?

☐ 1. Yes ☐ 5. No → GO TO H9G

GO TO H10F1

(WEB) Because of a health or physical problem, [do you / does he / does she] have any difficulty getting outside?

☐ 1. Yes ☐ 5. No → GO TO H9G

GO TO H10F1

H10F1. (CATI) [CYNAMF] [CYNAML]: [CYAQRTH], [CYFUHU], Age [AGEIWDAT] [(Respondent)]

Does someone usually help [you / him / her] with that activity?

☐ 1. Yes ☐ 5. No

(WEB) Does someone usually help [you / him / her] with that activity?

☐ 1. Yes ☐ 5. No

H10F2. (CATI) [CYNAMF] [CYNAML]: [CYAQRTH], [CYFUHU], Age [AGEIWDATE] [(Respondent)]

[Do you / Does he / Does she] usually use special equipment to do that activity?

☐ 1. Yes

☐ 5. No

(WEB) [Do you / Does he / Does she] usually use special equipment to do that activity?

☐ 1. Yes

☐ 5. No

H9G. (CATI) [CYNAMF] [CYNAML]: [CYAQRTH], [CYFUHU], Age [AGEIWDATE] [(Respondent)]

(Because of a health or physical problem, [do you / does he / does she] have any difficulty...)

Using the toilet, including getting to the toilet?

☐ 1. Yes

☐ 5. No

→ GO TO H11A

GO TO H10G1

(WEB) Because of a health or physical problem, [do you / does he / does she] have any difficulty using the toilet, including getting to the toilet?

☐ 1. Yes

☐ 5. No

→ GO TO H11A

GO TO H10G1

H10G1. (CATI) [CYNAMF] [CYNAML]: [CYAQRTH], [CYFUHU], Age [AGEIWDATE] [(Respondent)]

Does someone usually help [you / him / her] with that activity?

☐ 1. Yes

☐ 5. No

(WEB) Does someone usually help [you / him / her] with that activity?

☐ 1. Yes

☐ 5. No

H10G2. (CATI) [CYNAMF] [CYNAML]: [CYAQRTH], [CYFUHU], Age [AGEIWDATE] [(Respondent)]

[Do you / Does he / Does she] usually use special equipment to do that activity?

☐ 1. Yes

☐ 5. No

(WEB) [Do you / Does he / Does she] usually use special equipment to do that activity?

☐ 1. Yes

☐ 5. No

Instrumental Activities of Daily Living (IADL)

H11A. (CATI) [CYNAMF] [CYNAML]: [CYAQRTH], [CYFUHU], Age [AGEIWDATE] [(Respondent)]

The next questions are about doing other activities by [yourself / himself / herself] and without special equipment.

Because of a health or physical problem, [do you / does [REFERENCE PERSON] / does [SPOUSE-PARTNER]] have any difficulty preparing [your / his / her] own meals?

☐ 1. Yes

☐ 5. No

☐ DK/RF

☐ 7. Does not do

GO TO H11C

GO TO H11B

(WEB) The next questions are about whether [you / [REFERENCE PERSON] / [SPOUSE-PARTNER]] can do other activities by [yourself / himself / herself] and without special equipment.

Because of a health or physical problem, [do you / does [REFERENCE PERSON] / does [SPOUSE-PARTNER]] have any difficulty preparing [your / his / her] own meals?

☐ 1. Yes

☐ 5. No

☐ NA

☐ 7. Does not prepare own meals

GO TO H11C

GO TO H11B

H11B. (CATI) [CYNAMF] [CYNAML]: [CYAQRTH], [CYFUHU], Age [AGEIWDAT] [(Respondent)]

Is this because of a health or physical problem?

1. Yes 5. No

(WEB) Is this because of a health or physical problem?

1. Yes 5. No

H11C. (CATI) [CYNAMF] [CYNAML]: [CYAQRTH], [CYFUHU], Age [AGEIWDAT] [(Respondent)]

(Because of a health or physical problem, [do you / does [REFERENCE PERSON] / does [SPOUSE-PARTNER]] have any difficulty...)

Shopping for personal items or medicines?

1. Yes 5. No DK/RF 7. Does not do

GO TO H11E

GO TO H11D

(WEB) Because of a health or physical problem, [do you / does [REFERENCE PERSON] / does [SPOUSE-PARTNER]] have any difficulty shopping for personal items or medicines?

1. Yes 5. No NA 7. Does not shop for personal items or medicines

GO TO H11E

GO TO H11D

H11D. (CATI) [CYNAMF] [CYNAML]: [CYAQRTH], [CYFUHU], Age [AGEIWDAT] [(Respondent)]

Is this because of a health or physical problem?

1. Yes 5. No

(WEB) Is this because of a health or physical problem?

1. Yes 5. No

H11E. (CATI) [CYNAMF] [CYNAML]: [CYAQRTH], [CYFUHU], Age [AGEIWDAT] [(Respondent)]

(Because of a health or physical problem [do you / does [REFERENCE PERSON] / does [SPOUSE-PARTNER]] have any difficulty...)

Managing [your / his / her] own money, such as keeping track of expenses or paying bills?

1. Yes 5. No DK/RF 7. Does not do

GO TO H11G

GO TO H11F

(WEB) Because of a health or physical problem, [do you / does [REFERENCE PERSON] / does [SPOUSE-PARTNER]] have any difficulty managing [your / his / her] own money, such as keeping track of expenses or paying bills?

1. Yes 5. No NA 7. Does not manage own money

GO TO H11G

GO TO H11F

H11F. (CATI) [CYNAMF] [CYNAML]: [CYAQRTH], [CYFUHU], Age [AGEIWDAT] [(Respondent)]

Is this because of a health or physical problem?

1. Yes 5. No

(WEB) Is this because of a health or physical problem?

1. Yes 5. No

H11G. (CATI) [CYNAMF] [CYNAML]: [CYAQRTH], [CYFUHU], Age [AGEIWDAT] [(Respondent)]

(Because of a health or physical problem [do you / does [REFERENCE PERSON] / does [SPOUSE-PARTNER]] have any difficulty...)

Using the telephone?

☐ 1. Yes ☐ 5. No ☐ DK/RF ☐ 7. Does not do

GO TO H11J

GO TO H11H

(WEB) (Because of a health or physical problem [do you / does [REFERENCE PERSON] / does [SPOUSE-PARTNER]] have any difficulty using the telephone?

☐ 1. Yes ☐ 5. No ☐ NA ☐ 7. Does not use the telephone

GO TO H11J

GO TO H11H

H11H. (CATI) [CYNAMF] [CYNAML]: [CYAQRTH], [CYFUHU], Age [AGEIWDAT] [(Respondent)]

Is this because of a health or physical problem?

☐ 1. Yes ☐ 5. No

(WEB) Is this because of a health or physical problem?

☐ 1. Yes ☐ 5. No

H11J. (CATI) [CYNAMF] [CYNAML]: [CYAQRTH], [CYFUHU], Age [AGEIWDAT] [(Respondent)]

(Because of a health or physical problem [do you / does [REFERENCE PERSON] / does [SPOUSE-PARTNER]] have any difficulty...)

Doing heavy housework, like scrubbing floors or washing windows?

☐ 1. Yes ☐ 5. No ☐ DK/RF ☐ 7. Does not do

GO TO H11L

GO TO H11K

(WEB) Because of a health or physical problem, [do you / does [REFERENCE PERSON] / does [SPOUSE-PARTNER]] have any difficulty doing HEAVY housework, like scrubbing floors or washing windows?

☐ 1. Yes ☐ 5. No ☐ NA ☐ 7. Does not do HEAVY housework

GO TO H11L

GO TO H11K

H11K. (CATI) [CYNAMF] [CYNAML]: [CYAQRTH], [CYFUHU], Age [AGEIWDAT] [(Respondent)]

Is this because of a health or physical problem?

☐ 1. Yes ☐ 5. No

(WEB) Is this because of a health or physical problem?

☐ 1. Yes ☐ 5. No

H11L. (CATI) [CYNAMF] [CYNAML]: [CYAQRTH], [CYFUHU], Age [AGEIWDAT] [(Respondent)]

(Because of a health or physical problem [do you / does [REFERENCE PERSON] / does [SPOUSE-PARTNER]] have any difficulty...)

Doing light housework, like doing dishes, straightening up, or light housecleaning?

☐ 1. Yes ☐ 5. No ☐ DK/RF ☐ 7. Does not do

GO TO H12A

GO TO H11M

(WEB) Because of a health or physical problem, [do you / does [REFERENCE PERSON] / does [SPOUSE-PARTNER]] have any difficulty doing LIGHT housework, like doing dishes, straightening up, or light housecleaning?

☐ 1. Yes ☐ 5. No ☐ NA ☐ 7. Does not do LIGHT housework

GO TO H12A

GO TO H11M

H11M. (CATI) [CYNAMF] [CYNAML]: [CYAQRTH], [CYFUHU], Age [AGEIWDAT] [(Respondent)]

Is this because of a health or physical problem?

1. Yes 5. No

(WEB) Is this because of a health or physical problem?

1. Yes 5. No

Leisure & Exercise

H12A. (CATI) [CYNAMF] [CYNAML]: [CYAQRTH], [CYFUHU], Age [AGEIWDAT] [(Respondent)]

The next questions are about physical activities (exercise, sports, physically active hobbies...) that [you / [REFERENCE PERSON] / [SPOUSE-PARTNER]] may do when [you are / he is / she is] not working.

(When [you are / [REFERENCE PERSON] is / [SPOUSE-PARTNER] is] not working,) how often [do you / does [REFERENCE PERSON] / [SPOUSE-PARTNER]] do VIGOROUS activities, such as running, cycling, or lap swimming, that cause heavy sweating or large increases in breathing or heart rate? Would you say every day, several times a week, about once a week, several times a month, about once a month, or hardly ever or never?

1. Every day	2. Several times a week	3. About once a week
4. Several times a month	5. About once a month	6. Hardly ever or never

(WEB) The next questions are about physical activities - exercise, sports, physically active hobbies - that [you / [REFERENCE PERSON] / [SPOUSE-PARTNER]] may do when [you are / he is / she is] not working.

When [you are / [REFERENCE PERSON] is / [SPOUSE-PARTNER] is] not working, how often [do you / does [REFERENCE PERSON] / [SPOUSE-PARTNER]] do VIGOROUS activities, such as running, cycling, or lap swimming, that cause heavy sweating or large increases in breathing or heart rate?

1. Every day	2. Several times a week	3. About once a week
4. Several times a month	5. About once a month	6. Hardly ever or never

H12B. (CATI) [CYNAMF] [CYNAML]: [CYAQRTH], [CYFUHU], Age [AGEIWDAT] [(Respondent)]

(When [you are / [REFERENCE PERSON] is / [SPOUSE-PARTNER] is] not working,...)

(How often [do you / does [REFERENCE PERSON] / does [SPOUSE-PARTNER]] do) light or moderate activities, such as walking at a brisk pace, stretching exercises, or dancing, that cause only light sweating or slight to moderate increases in breathing or heart rate? (Would you say every day, several times a week, about once a week, several times a month, about once a month, or hardly ever or never?)

1. Every day	2. Several times a week	3. About once a week
4. Several times a month	5. About once a month	6. Hardly ever or never

(WEB) When [you are / [REFERENCE PERSON] is / [SPOUSE-PARTNER] is] not working, how often [do you / does [REFERENCE PERSON] / [SPOUSE-PARTNER]] do LIGHT OR MODERATE activities, such as walking at a moderate pace, stretching exercises, or dancing, that cause only light sweating or slight to moderate increases in breathing or heart rate?

1. Every day	2. Several times a week	3. About once a week
4. Several times a month	5. About once a month	6. Hardly ever or never

H12C. (CATI) [CYNAMF] [CYNAML]: [CYAQRTH], [CYFUHU], Age [AGEIWDAT] [(Respondent)]

(When [you are / [REFERENCE PERSON] is / [SPOUSE-PARTNER] is] not working,...)

(How often [do you / does [REFERENCE PERSON] / does [SPOUSE-PARTNER]] do) physical activities specifically designed to strengthen [your / his / her] muscles such as sit-ups, push-ups, or lifting weights? (Would you say every day, several times a week, about once a week, several times a month, about once a month, or hardly ever or never?)

1. Every day	2. Several times a week	3. About once a week
4. Several times a month	5. About once a month	6. Hardly ever or never

(WEB) When [you are / [REFERENCE PERSON] is / [SPOUSE-PARTNER] is] not working, how often [do you / does [REFERENCE PERSON] / [SPOUSE-PARTNER]] do physical activities specifically designed to STRENGTHEN [your / his / her] muscles such as sit-ups, push-ups, or lifting weights?

1. Every day	2. Several times a week	3. About once a week
4. Several times a month	5. About once a month	6. Hardly ever or never

Smoking

H13. (CATI) [CYNAMF] [CYNAML]: [CYAQRTH], [CYFUHU], Age [AGEIWDAT] [(Respondent)]

[Do you / Does [REFERENCE PERSON] / Does [SPOUSE-PARTNER]] smoke cigarettes?

- IF R asks about vaping or e-cigarettes, PROBE: We will ask about vaping next

1. Yes	5. No
--------	-------

→ GO TO H16CKPT

GO TO H14

(WEB) [Do you / Does [REFERENCE PERSON] / Does [SPOUSE-PARTNER]] smoke cigarettes?

1. Yes	5. No
--------	-------

→ GO TO H16CKPT

GO TO H14

H14. (CATI) [CYNAMF] [CYNAML]: [CYAQRTH], [CYFUHU], Age [AGEIWDAT] [(Respondent)]

On average, how many cigarettes per day [do you / does he / does she] usually smoke?

- DEFINITION: A standard pack of cigarettes contains 20 cigarettes
- For one cigarette or less per day, ENTER [1]

1 – 997

(WEB) On average, how many cigarettes per day [do you / does he / does she] usually smoke?

A standard pack of cigarettes contains 20 cigarettes.

For less than one cigarette per day, please ENTER "1"

1 – 997

Cigarettes

CHECK: Please enter a number from 1 to 997.

H15CKPT. CAI Checkpoint: Whether Eligible for Dependent Interviewing

1. Ineligible: Different RP (SP); or Not a Reinterview (a. REINT But Not Same RP (SP); b. Not REINT)	3. Ineligible: Non-Smoker Last Wave (REINT & NEWPRELOAD.H13 <>Yes)	4. Ineligible: Smoker Last Wave & Preloaded H15 Not Valid (REINT & NEWPRELOAD.H13 =Yes & NEWPRELOAD.H15 <>Response)	5. Eligible: Smoker Last Wave & Preloaded H15 Valid (REINT & NEWPRELOAD.H13=Yes & NEWPRELOAD.H15=Response) (Assign H15=NEWPRELOAD) GO TO H19ACKPT
--	---	--	--

↓

H15. (CATI) [CYNAMF] [CYNAML]: [CYAQRTH], [CYFUHU], Age [AGEIWDAT] [(Respondent)]

How old [were you / was [REFERENCE PERSON] / was [SPOUSE-PARTNER]] when [you / he / she] first smoked cigarettes regularly or have [you / he / she] never smoked cigarettes regularly?

1 – [CURRENT AGE] 95. (SP_0c) Never smoked regularly

GO TO H19ACKPT

(WEB) How old [were you / was [REFERENCE PERSON] / was [SPOUSE-PARTNER]] when [you / he / she] first smoked cigarettes regularly or have [you / he / she] never smoked cigarettes regularly?

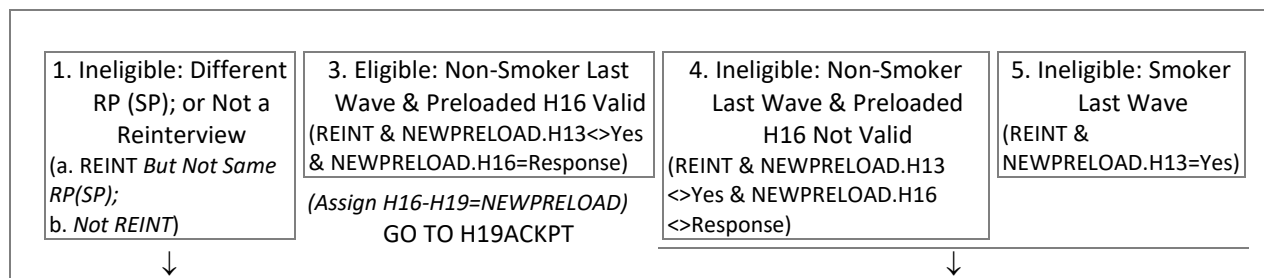
1 – [CURRENT AGE] Age

95. (SP_0c) Never smoked regularly

GO TO H19ACKPT

CHECK: Please enter an age 1 to [CURRENT AGE].

H16CKPT. CAI Checkpoint: Whether Eligible for Dependent Interviewing



H16. (CATI) [CYNAMF] [CYNAML]: [CYAQRTH], [CYFUHU], Age [AGEIWDAT] [(Respondent)]

Did [you / [REFERENCE PERSON] / [SPOUSE-PARTNER]] ever smoke cigarettes?

- IF R asks about vaping or e-cigarettes, PROBE: We will ask about vaping next

1. Yes 5. No → GO TO H19ACKPT

GO TO H17

(WEB) Did [you / [REFERENCE PERSON] / [SPOUSE-PARTNER]] ever smoke cigarettes?

Do not include vaping or e-cigarettes; we will ask about that next.

1. Yes 5. No → GO TO H19ACKPT

GO TO H17

H17. (CATI) [CYNAMF] [CYNAML]: [CYAQRTH], [CYFUHU], Age [AGEIWDAT] [(Respondent)]

On average, how many cigarettes per day did [you / he / she] smoke?

- DEFINITION: A standard pack of cigarettes contains 20 cigarettes
- For one cigarette or less per day, ENTER [1]

1 – 997

(WEB) On average, how many cigarettes per day did [you / he / she] smoke?

A standard pack of cigarettes contains 20 cigarettes.

For less than one cigarette per day, please ENTER "1"

1 – 997 Cigarettes

CHECK: Please enter a number from 1 to 997.

H18. (CATI) [CYNAMF] [CYNAML]: [CYAQRTH], [CYFUHU], Age [AGEIWDATE] [(Respondent)]

How old [were you / was [REFERENCE PERSON] / was [SPOUSE-PARTNER]] when [you / he / she] last smoked cigarettes regularly?

1 – [CURRENT AGE]

(WEB) How old [were you / was [REFERENCE PERSON] / was [SPOUSE-PARTNER]] when [you / he / she] LAST smoked cigarettes regularly?

1 – [CURRENT AGE] Age

CHECK: Please enter an age 1 to [CURRENT AGE].

H19. (CATI) [CYNAMF] [CYNAML]: [CYAQRTH], [CYFUHU], Age [AGEIWDATE] [(Respondent)]

How old [were you / was [REFERENCE PERSON] / was [SPOUSE-PARTNER]] when [you / he / she] first smoked cigarettes regularly?

1 – [CURRENT AGE (H18)]

(WEB) How old [were you / was [REFERENCE PERSON] / was [SPOUSE-PARTNER]] when [you / he / she] FIRST smoked cigarettes regularly?

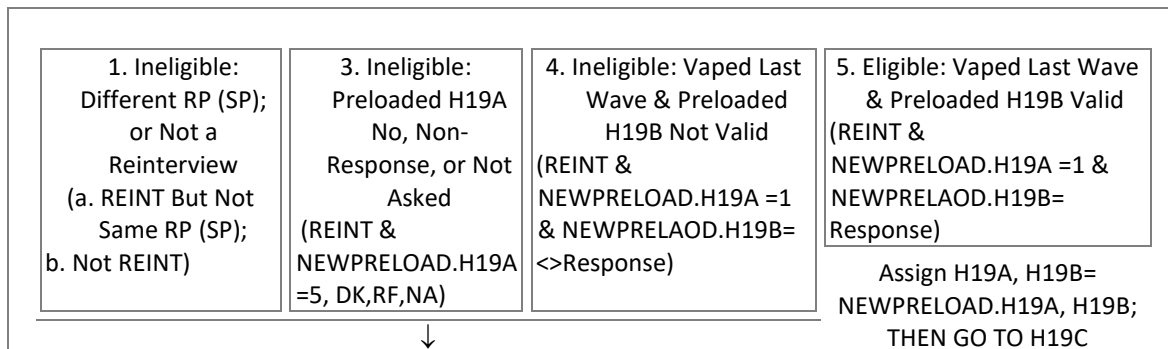
1 – [CURRENT AGE] Age

CHECK: Please enter an age 1 to [[H18] / [CURRENT AGE]].

Vaping

2023 forward: Dependent Interviewing for Reinterviews

H19ACKPT. CAI Checkpoint: Whether Eligible for Dependent Interviewing



H19A. (CATI) [CYNAMF] [CYNAML]: [CYAQRTH], [CYFUHU], Age [AGEIWDATE] [(Respondent)]

[Do you / Does [REFERENCE PERSON] / Does [SPOUSE-PARTNER]] ever vape? This includes vaping nicotine, marijuana, and/or flavoring. (To “vape” is to use a device such as a vape-pen, an e-cigarette, an e-hookah, or e-vaporizer to inhale a mist into the lungs.)

1. Yes 5. No → GO TO H20

GO TO H19B

(WEB) [Do you / Does [REFERENCE PERSON] / Does [SPOUSE-PARTNER]] ever vape? This includes vaping nicotine, marijuana, and/or flavoring.

To “vape” is to use a device such as a vape-pen, an e-cigarette, an e-hookah, or e-vaporizer to inhale a mist into the lungs.

1. Yes 5. No → GO TO H20

GO TO H19B

H19B. (CATI) [CYNAMF] [CYNAML]: [CYAQRTH], [CYFUHU], Age [AGEIWDAT] [(Respondent)]

How old [were you / was [REFERENCE PERSON] / was [SPOUSE-PARTNER]] when [you / he / she] first vaped regularly or have [you / he / she] never vaped regularly?

1 – [CURRENT AGE] 997. Never vaped regularly (SP_0A)

(WEB) How old [were you / was [REFERENCE PERSON] / was [SPOUSE-PARTNER]] when [you / he / she] FIRST vaped regularly or have [you / he / she] never vaped regularly?

1 – [CURRENT AGE] Age

997. Never vaped regularly (SP_0A)

CHECK: Please enter an age 1 to [CURRENT AGE].

H19C. (CATI) [CYNAMF] [CYNAML]: [CYAQRTH], [CYFUHU], Age [AGEIWDAT] [(Respondent)]

During the past 30 days, on how many days [have you / has he / has she] vaped?

0 – 30

(WEB) During the past 30 days, on how many days [have you / has he / has she] vaped?

0 – 30 Days

CHECK: Please enter a number from 0 to 30.

H19D. (CATI) [CYNAMF] [CYNAML]: [CYAQRTH], [CYFUHU], Age [AGEIWDAT] [(Respondent)]

What substance [do you / does he / does she] vape?

- ENTER all that apply

1. Nicotine 2. Marijuana 3. Flavoring

(WEB) What substance [do you / does he / does she] vape?

Please select all that apply.

1. Nicotine 2. Marijuana 3. Flavoring

Alcohol Use

H20. (CATI) [CYNAMF] [CYNAML]: [CYAQRTH], [CYFUHU], Age [AGEIWDAT] [(Respondent)]

[Do you / Does [REFERENCE PERSON] / Does [SPOUSE-PARTNER]] drink any alcoholic beverages such as beer, wine, or liquor?

1. Yes 5. No → GO TO H20A

GO TO H21A

(WEB) [Do you / Does [REFERENCE PERSON] / Does [SPOUSE-PARTNER]] drink any alcoholic beverages, such as beer, wine, or liquor?

1. Yes 5. No → GO TO H20A

GO TO H21A

H20A. (CATI) [CYNAMF] [CYNAML]: [CYAQRTH], [CYFUHU], Age [AGEIWDAT] [(Respondent)]

[Have you / Has [REFERENCE PERSON] / Has [SPOUSE-PARTNER]] ever had a drink of any alcoholic beverages such as beer, wine, or liquor?

1. Yes 5. No → GO TO H22

↓

(WEB) [Have you / Has [REFERENCE PERSON] / Has [SPOUSE-PARTNER]] ever had a drink of any alcoholic beverages such as beer, wine, or liquor?

1. Yes 5. No → GO TO H22

↓

H21A. (CATI) [CYNAMF] [CYNAML]: [CYAQRTH], [CYFUHU], Age [AGEIWDAT] [(Respondent)]

In the last year, on average, how often did [you / [REFERENCE PERSON] / [SPOUSE-PARTNER]] have any alcohol to drink? Would you say: less than once a month, about once a month, several times a month, about once a week, several times a week, or every day?

- If R says "Did not drink in the last year", ENTER [1]

1. Less than once a month	2. About once a month	3. Several times a month
4. About once a week	5. Several times a week	6. Every day

DK/RF

→ GO TO H22

GO TO H21B

(WEB) In the last year, on average, how often did [you / [REFERENCE PERSON] / [SPOUSE-PARTNER]] have any alcohol to drink?

1. Less than once a month	2. About once a month	3. Several times a month
4. About once a week	5. Several times a week	6. Every day

NA

→ GO TO H22

GO TO H21B

H21B. (CATI) [CYNAMF] [CYNAML]: [CYAQRTH], [CYFUHU], Age [AGEIWDAT] [(Respondent)]

In the last year, on the days [you / he / she] drank, about how many drinks did [you / he / she] have?

- If R says "Did not drink in the last year", ENTER [0]

0 – 97

(WEB) In the last year, on the days [you / he / she] drank, about how many drinks did [you / he / she] have?

If [you / he / she] did not drink in the last year, please enter "0".

0 – 97 Drinks

CHECK: Please enter a number from 0 to 97.

H21C. (CATI) [CYNAMF] [CYNAML]: [CYAQRTH], [CYFUHU], Age [AGEIWDAT] [(Respondent)]

In the last year, on how many days [have you / has he / has she] had [MALE: five / FEMALE: four] or more drinks on one occasion?

- ENTER [0] for None

0 – 365

(WEB) In the last year, on how many days [have you / has he / has she] had [MALE: five / FEMALE: four] or more drinks on one occasion?

If [you / he / she] did not drink in the last year, please enter "0".

0 – 365 Days

CHECK: Please enter a number from 0 to 365.

Weight & Height

H22, H22KILO. (CATI) [CYNAMF] [CYNAML]: [CYAQRTH], [CYFUHU], Age [AGEIWDAT] [(Respondent)]

About how much [do you / does [REFERENCE PERSON] / does [SPOUSE-PARTNER]] weigh?

- ENTER weight in pounds or PRESS [Enter] to continue to next screen for kilograms
- If more than 997 pounds, ENTER [997]

[ENTER] 50 – 997 DK/RF



GO TO H23FT

(About how much [do you / does [REFERENCE PERSON] / does [SPOUSE-PARTNER]] weigh?)

- ENTER weight in kilograms
- If more than 453.2 kilograms, ENTER [453.2]

36.0 – 453.2

(WEB) Please enter [your / [REFERENCE PERSON]'s / [SPOUSE-PARTNER]'s] weight.

Default

To enter metric units instead, click here.

Weight

50 – 997 Pounds

Alternate

To enter standard units instead, click here.

Weight

36.0 – 453.2 Kilograms

H23FT, H23IN, H23METER. (CATI) [CYNAMF] [CYNAML]: [CYAQRTH], [CYFUHU], Age [AGEIWDAT] [(Respondent)]

How tall [are you / is [REFERENCE PERSON] / is [SPOUSE-PARTNER]]?

- ENTER height in feet and inches or PRESS [Enter] to continue to next screen for meters

[ENTER]



(How tall [are you / is [REFERENCE PERSON] / is [SPOUSE-PARTNER]]?)

- ENTER height in meters

0.60 – 3.03

0 – 7

DK/RF

→ GO TO H24CKPT



(How tall [are you / is [REFERENCE PERSON] / is [SPOUSE-PARTNER]]?)

[H23FT] feet and ___ inches

0 – 11

(WEB) Please enter [your / [REFERENCE PERSON]'s / [SPOUSE-PARTNER]'s] height.

Default

To enter metric units instead, click here.

Height

0 – 7 Feet

0 – 11 Inches

Alternate

To enter standard units instead, click here.

Height

0.60 – 3.03 Meters

End H1_H23

H24CKPT. CAI Checkpoint: Whether Spouse-Partner in FU (CYAQRTH=201-222, CYFUHU=FU, FUMI)

1. Spouse-Partner

→ REPEAT H1 - H23;
Then GO TO H25CKPT

5. No Spouse-Partner



ENTRYHCKPT. CAI Checkpoint: Whether Content Skipped for Entry Iw

1. Entry Iw (H_EntryIwFlag=1 & IwType=2)

→ SKIP H25CKPT-CH END RULE; GO TO
H48CKPT

5. Not Entry Iw



Childhood Health

H25CKPT[1..2]. CAI Checkpoint: Who is Respondent; Whether Childhood Report Needed ([1]=R/RP, [2]=R's spouse or partner/SP)

R=RP (RESPONDENT=1)		R=SP (RESPONDENT=2, 3)		R=OFUM, Proxy (RESPONDENT=4, 7)		7. All Others (Any R)
1. Need Self-Report (RP CHREPORT = 0, 2, 3, 6)	2. Need SP Proxy-Report (SP CHREPORT = 0, 3)	3. Need Self-Report (SP CHREPORT = 0, 2, 3, 6)	4. Need RP Proxy-Report (RP CHREPORT = 0, 3)	5. Need RP Proxy-Report (RP CHREPORT=0)	6. Need SP Proxy-Report (SP CHREPORT=0)	
↓ LOOP 1	↓ LOOP 2	↓ LOOP 1	↓ LOOP 2	↓ LOOP 1	↓ LOOP 2	GO TO H48CKPT

SECTION_H.H25_H45[1..2] [1]=Respondent (or RP if R=OFUM, Proxy), [2]=Respondent's spouse-partner (or SP if R=OFUM, Proxy)

HEALTHAQSN. AQSN of Reference Person (Spouse-Partner). Assigned.

REPORTAQSN. AQSN of Respondent. Assigned.

H25_INTRO. (CATI ONLY) [CYNAMF] [CYNAML]: [CYAQRTH], [CYFUHU], Age [AGEIWDAT] [(Respondent)]

These next questions ask about [your / [REFERENCE PERSON]'s / [SPOUSE-PARTNER]'s] health during childhood, that is, before age 18 . [R=OFUM, PROXY: I understand that it may be difficult for you to answer these questions, but please do your best.]

- ENTER [1] to continue

1. Continue

H25. (CATI) [CYNAMF] [CYNAML]: [CYAQRTH], [CYFUHU], Age [AGEIWDAT] [(Respondent)]

Consider [your / [REFERENCE PERSON]'s / [SPOUSE-PARTNER]'s] health while [you were / he was/ she was] growing up, before [you were / he was/ she was] 18 years old. Would you say that [your / his / her] health during that time was excellent, very good, good, fair or poor?

1. Excellent 2. Very good 3. Good 4. Fair 5. Poor

(WEB) These next questions ask about [your / [REFERENCE PERSON]'s / [SPOUSE-PARTNER]'s] health during CHILDHOOD, that is, before age 18 . [R=OFUM, PROXY: We understand that it may be difficult for you to answer these questions, but please do your best.]

Consider [your / [REFERENCE PERSON]'s / [SPOUSE-PARTNER]'s] health while [you were / he was/ she was] growing up, before [you were / he was/ she was] 18 years old. Would you say that [your / his / her] health during that time was...?

1. Excellent 2. Very good 3. Good 4. Fair 5. Poor

H26. (CATI) (H1D) [CYNAMF] [CYNAML]: [CYAQRTH], [CYFUHU], Age [AGEIWDAT] [(Respondent)]

When [you were / he was/ she was] growing up, before [you were / he was/ she was] 18 years old, did [you / he / she] miss a month or more of school because of a health problem?

1. Yes 5. No

(WEB) When [you were / he was/ she was] growing up, before [you were / he was/ she was] 18 years old, did [you / he / she] miss a month or more of school because of a health problem?

1. Yes 5. No

H27. (CATI) [CYNAMF] [CYNAML]: [CYAQRTH], [CYFUHU], Age [AGEIWDAT] [(Respondent)]

Before [you were / he was/ she was] 18 years old, did [you / he / she] have any of the following childhood diseases:

Measles?

1. Yes 5. No

H28. (CATI) [CYNAMF] [CYNAML]: [CYAQRTH], [CYFUHU], Age [AGEIWDAT] [(Respondent)]
 (Before [you were / he was/ she was] 18 years old, did [you / he / she] have...)
 Mumps?

1. Yes 5. No

H29. (CATI) [CYNAMF] [CYNAML]: [CYAQRTH], [CYFUHU], Age [AGEIWDAT] [(Respondent)]
 (Before [you were / he was/ she was] 18 years old, did [you / he / she] have...)
 Chicken pox?

1. Yes 5. No

H30. (CATI) [CYNAMF] [CYNAML]: [CYAQRTH], [CYFUHU], Age [AGEIWDAT] [(Respondent)]
 (Before [you were / he was/ she was] 18 years old, did [you / he / she] have...)
 Difficulty seeing, even with eye glasses or prescription lenses?

1. Yes 5. No

H27-H30 GRID. (WEB) Before [you were / he was/ she was] 18 years old, did [you / he / she] have any of the following childhood diseases:

	1. Yes	5. No
H27. Measles	<input type="radio"/>	<input type="radio"/>
H28. Mumps.	<input type="radio"/>	<input type="radio"/>
H29. Chicken pox.	<input type="radio"/>	<input type="radio"/>
H30. Difficulty seeing, even with eye glasses or prescription lenses.	<input type="radio"/>	<input type="radio"/>

H31. (CATI) [CYNAMF] [CYNAML]: [CYAQRTH], [CYFUHU], Age [AGEIWDAT] [(Respondent)]
 Did one or both of [your / his / her] parents or guardians smoke during [your / his / her] childhood? If Yes: Was that one or both of them?

1. Yes, one of them 2. Yes, both of them 5. No, none of them

(WEB) Did one or both of [your / his / her] parents or guardians smoke during [your / his / her] childhood?

1. Yes, one parent/guardian 2. Yes, both parents/guardians 5. No, neither parent/guardian

H34. (CATI) [CYNAMF] [CYNAML]: [CYAQRTH], [CYFUHU], Age [AGEIWDAT] [(Respondent)]
 (Before [you were / he was/ she was] 18 years old, did [you / he / she] have...)
 A respiratory disorder such as bronchitis, wheezing, hay fever, shortness of breath, or sinus infection?

1. Yes 5. No

H35. (CATI) [CYNAMF] [CYNAML]: [CYAQRTH], [CYFUHU], Age [AGEIWDAT] [(Respondent)]
 (Before [you were / he was/ she was] 18 years old, did [you / he / she] have...)
 A speech impairment?

1. Yes 5. No

H36. (CATI) [CYNAMF] [CYNAML]: [CYAQRTH], [CYFUHU], Age [AGEIWDAT] [(Respondent)]
 (Before [you were / he was/ she was] 18 years old, did [you / he / she] have...)
 An allergic condition?

1. Yes 5. No

H37. (CATI) [CYNAMF] [CYNAML]: [CYAQRTH], [CYFUHU], Age [AGEIWDATE] [(Respondent)]
 (Before [you were / he was/ she was] 18 years old, did [you / he / she] have...)
 Heart trouble?

1. Yes 5. No

H38. (CATI) [CYNAMF] [CYNAML]: [CYAQRTH], [CYFUHU], Age [AGEIWDATE] [(Respondent)]
 (Before [you were / he was/ she was] 18 years old, did [you / he / she] have...)
 Chronic ear problems or infections?

1. Yes 5. No

H39. (CATI) [CYNAMF] [CYNAML]: [CYAQRTH], [CYFUHU], Age [AGEIWDATE] [(Respondent)]
 Before [you were / he was/ she was] 18 years old, did [you / he / she] have any of the following childhood diseases: Epilepsy or seizures?

1. Yes 5. No

H40. (CATI) [CYNAMF] [CYNAML]: [CYAQRTH], [CYFUHU], Age [AGEIWDATE] [(Respondent)]
 (Before [you were / he was/ she was] 18 years old, did [you / he / she] have...)
 Severe headaches or migraines?

1. Yes 5. No

H41. (CATI) [CYNAMF] [CYNAML]: [CYAQRTH], [CYFUHU], Age [AGEIWDATE] [(Respondent)]
 (Before [you were / he was/ she was] 18 years old, did [you / he / she] have...)
 Stomach problems?

1. Yes 5. No

H44. (CATI) [CYNAMF] [CYNAML]: [CYAQRTH], [CYFUHU], Age [AGEIWDATE] [(Respondent)]
 (Before [you were / he was/ she was] 18 years old, did [you / he / she] have...)
 Drug or alcohol problems?

1. Yes 5. No

H45. (CATI) [CYNAMF] [CYNAML]: [CYAQRTH], [CYFUHU], Age [AGEIWDATE] [(Respondent)]
 (Before [you were / he was/ she was] 18 years old, did [you / he / she] have...)
 Any other emotional or psychological problems?

1. Yes 5. No

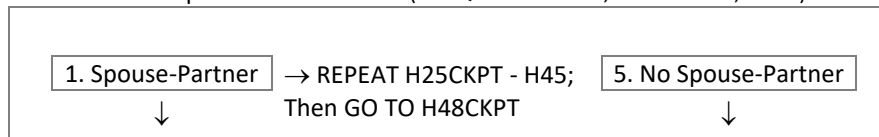
H34-H45 GRID. (WEB) Before [you were / he was/ she was] 18 years old, did [you / he / she] have any of the following childhood diseases:

	1. Yes	5. No
H34. A respiratory disorder such as bronchitis, wheezing, hay fever, shortness of breath, or sinus infection.	<input type="radio"/>	<input type="radio"/>
H35. A speech impairment.	<input type="radio"/>	<input type="radio"/>
H36. An allergic condition.	<input type="radio"/>	<input type="radio"/>
H37. Heart trouble.	<input type="radio"/>	<input type="radio"/>
H38. Chronic ear problems or infections.	<input type="radio"/>	<input type="radio"/>
H39. Epilepsy or seizures.	<input type="radio"/>	<input type="radio"/>
H40. Severe headaches or migraines.	<input type="radio"/>	<input type="radio"/>
H41. Stomach problems.	<input type="radio"/>	<input type="radio"/>
H44. Drug or alcohol problems.	<input type="radio"/>	<input type="radio"/>

H45. Any other emotional or psychological problems.

☐ ☐

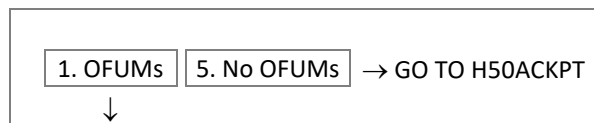
CH END RULE: Whether Spouse-Partner in FU (CYAQRTH=201-222, CYFUHU=FU, FUMI)



End H25_H45

OFUM Poor Health

H48CKPT. CAI Checkpoint: Whether There are OFUMs in the FU (CYFUHU=FU, FUMI & CYAQRTH>222)



H49. (CATI) Now about the rest of your family living there — are any family members in poor health?

1. Yes	5. No	→ GO TO H50ACKPT
--------	-------	------------------

GO TO H50

(WEB) The next question is about the rest of your family living there. Are any of these family members in poor health?

1. Yes	5. No	→ GO TO H50ACKPT
--------	-------	------------------

GO TO H50

H50. (CATI) Who is that?

- ENTER all that apply
- PROBE: Any others?

1 – 24. [CYNAMF] [CYNAML], [CYAQRTH], [CYFUHU]	<i>AQSN list of OFUMs if FU, FUMI</i>
--	---------------------------------------

(WEB) Who is that?

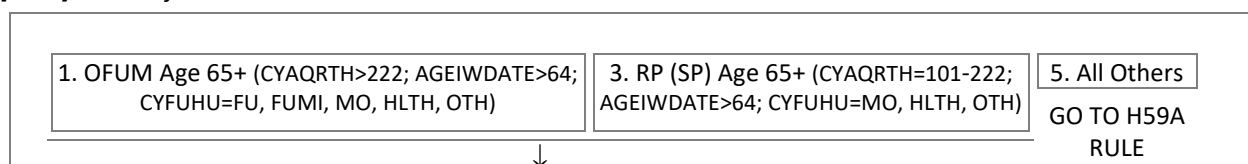
Please select all that apply.

1 – 24. [CYNAMF] [CYNAML] (age [AGEIWDAT])	<i>AQSN list of OFUMs if FU, FUMI</i>
--	---------------------------------------

OFUM Dementia Screener

H50B-H50I: All rights reserved. Copyright 2008 by Washington University in St. Louis, Missouri.

H50ACKPT[1..24]. CAI Checkpoint: Whether FU Member is OFUM Age 65+ and in the FU, Moved Out or Institutional Health/Other; or REFERENCE PERSON/SPOUSE-PARTNER Age 65+ and Moved Out or Institutional Health/Other
[1..24]=AQSN of FU Member



SECTION_H.H50A_H50I[1..24] [1..24]=AQSN of FU Member

AQSN. AQSN of FU Member. Assigned.

H50B. (CATI) [CYNAMF] [CYNAML]: [CYAQRTH], [CYFUHU], Age [AGEIWDATE] [(Respondent)]

Next, we'd like to know about changes that [you / [CYNAMF] [CYNAML]] may have had in the last several years
[THIS PERSON IS NOT R: because of a thinking or memory problem].

In the last several years, has there been a change in problems [you / he / she] may have with judgment, for example, problems making decisions, making bad financial decisions, or with thinking?

1. Yes, a change 5. No, no change

H50C. (CATI) [CYNAMF] [CYNAML]: [CYAQRTH], [CYFUHU], Age [AGEIWDATE] [(Respondent)]

In the last several years, has there been a change in...

The amount of interest [you / he / she] may have in hobbies or activities?

1. Yes, a change 5. No, no change

H50D. (CATI) [CYNAMF] [CYNAML]: [CYAQRTH], [CYFUHU], Age [AGEIWDATE] [(Respondent)]

(In the last several years, has there been a change in...)

[Your / His / Her] repeating the same things over and over, such as questions, stories, or statements?

1. Yes, a change 5. No, no change

H50E. (CATI) [CYNAMF] [CYNAML]: [CYAQRTH], [CYFUHU], Age [AGEIWDATE] [(Respondent)]

(In the last several years, has there been a change in ...)

The trouble [you / he / she] may have learning how to use a tool, appliance or gadget like a TV remote?

1. Yes, a change 5. No, no change

H50F. (CATI) [CYNAMF] [CYNAML]: [CYAQRTH], [CYFUHU], Age [AGEIWDATE] [(Respondent)]

(In the last several years, has there been a change in ...)

[Your / His / Her] forgetting the correct month or year?

1. Yes, a change 5. No, no change

H50G. (CATI) [CYNAMF] [CYNAML]: [CYAQRTH], [CYFUHU], Age [AGEIWDATE] [(Respondent)]

(In the last several years, has there been a change in...)

The trouble [you / he / she] may have handling complicated money matters, like balancing a checkbook or paying bills?

1. Yes, a change 5. No, no change

H50H. (CATI) [CYNAMF] [CYNAML]: [CYAQRTH], [CYFUHU], Age [AGEIWDATE] [(Respondent)]

(In the last several years, has there been a change in...)

The trouble [you / he / she] may have remembering appointments?

1. Yes, a change 5. No, no change

H50I. (CATI) [CYNAMF] [CYNAML]: [CYAQRTH], [CYFUHU], Age [AGEIWDATE] [(Respondent)]

(In the last several years, has there been a change in...)

Daily problems [you / he / she] may have with thinking and/or memory?

1. Yes, a change 5. No, no change

H50B-H50I GRID. (WEB) Next, we'd like to know about changes that [you / [CYNAMF] [CYNAML]] may have had in the last several years [THIS PERSON IS NOT R: BECAUSE OF A THINKING OR MEMORY PROBLEM]. In the last several years, please indicate whether has there been A CHANGE IN each of the following:

	1. Yes, there has been a change	5. No, no change
H50B. Problems [you / he / she] may have with judgment, for example, problems making decisions, making bad financial decisions, or with thinking.	<input type="radio"/>	<input type="radio"/>
H50C. The amount of interest [you / he / she] may have in hobbies or activities.	<input type="radio"/>	<input type="radio"/>
H50D. [Your / His / Her] repeating the same things over and over, such as questions, stories, or statements.	<input type="radio"/>	<input type="radio"/>
H50E. The trouble [you / he / she] may have learning how to use a tool, appliance or gadget like a TV remote.	<input type="radio"/>	<input type="radio"/>
H50F. [Your / His / Her] forgetting the correct month or year.	<input type="radio"/>	<input type="radio"/>
H50G. The trouble [you / he / she] may have handling complicated money matters, like balancing a checkbook or paying bills.	<input type="radio"/>	<input type="radio"/>
H50H. The trouble [you / he / she] may have remembering appointments.	<input type="radio"/>	<input type="radio"/>
H50I. DAILY problems [you / he / she] may have with thinking and/or memory.	<input type="radio"/>	<input type="radio"/>

All rights reserved. Copyright 2008 by Washington University in St. Louis, Missouri.

H50I END RULE: Whether More Eligible 65+ Year Olds

More 65+ Year Olds	→ RETURN TO H50ACKPT; Then GO TO H59A RULE	No More 65+ Year Olds ↓
--------------------	---	----------------------------

End H50A_H50I

Mental Health Screener (Respondent)

H59A RULE: Who is Respondent

R=RP, SP (RESPONDENT=1, 2, 3)	R=OFUM, Proxy (RESPONDENT=4, 7)
↓ GO TO H61D2	

H59A. (CATI) Now, I am going to ask you (Respondent: [CYNAMF] [CYNAML]) some questions about feelings you may have had over the PAST 30 days. Please answer using one of the following choices: All of the time, most of the time, some of the time, a little of the time, none of the time.

In the past 30 days, about how often did you feel...

So sad nothing could cheer you up?

1. All of the time	2. Most of the time	3. Some of the time	4. A little of the time	5. None of the time
--------------------	---------------------	---------------------	-------------------------	---------------------

H59B. (CATI) (In the past 30 days, about how often did you feel...)

Nervous?

(Would you say all of the time, most of the time, some of the time, a little of the time, or none of the time?)

1. All of the time	2. Most of the time	3. Some of the time	4. A little of the time	5. None of the time
--------------------	---------------------	---------------------	-------------------------	---------------------

H59C. (CATI) (In the past 30 days, about how often did you feel...)

Restless or fidgety?

(Would you say all of the time, most of the time, some of the time, a little of the time, or none of the time?)

1. All of the time	2. Most of the time	3. Some of the time	4. A little of the time	5. None of the time
--------------------	---------------------	---------------------	-------------------------	---------------------

H59D. (CATI) (In the past 30 days, about how often did you feel...)

Hopeless?

(Would you say all of the time, most of the time, some of the time, a little of the time, or none of the time?)

1. All of the time 2. Most of the time 3. Some of the time 4. A little of the time 5. None of the time

H59E. (CATI) (In the past 30 days, about how often did you feel...)

That everything was an effort?

(Would you say all of the time, most of the time, some of the time, a little of the time, or none of the time?)

1. All of the time 2. Most of the time 3. Some of the time 4. A little of the time 5. None of the time

H59F. (CATI) (In the past 30 days, about how often did you feel...)

Worthless?

(Would you say all of the time, most of the time, some of the time, a little of the time, or none of the time?)

1. All of the time 2. Most of the time 3. Some of the time 4. A little of the time 5. None of the time

H59A-H59F GRID. (WEB) Now please think about feelings you may have had over the PAST 30 days. In the past 30 days, about how often did you feel each of the following:

	1. All of the time	2. Most of the time	3. Some of the time	4. A little of the time	5. None of the time
H59A. So sad nothing could cheer you up.	<input type="radio"/>	<input type="radio"/>	<input type="radio"/>	<input type="radio"/>	<input type="radio"/>
H59B. Nervous.	<input type="radio"/>	<input type="radio"/>	<input type="radio"/>	<input type="radio"/>	<input type="radio"/>
H59C. Restless or fidgety.	<input type="radio"/>	<input type="radio"/>	<input type="radio"/>	<input type="radio"/>	<input type="radio"/>
H59D. Hopeless.	<input type="radio"/>	<input type="radio"/>	<input type="radio"/>	<input type="radio"/>	<input type="radio"/>
H59E. That everything was an effort.	<input type="radio"/>	<input type="radio"/>	<input type="radio"/>	<input type="radio"/>	<input type="radio"/>
H59F. Worthless.	<input type="radio"/>	<input type="radio"/>	<input type="radio"/>	<input type="radio"/>	<input type="radio"/>

H59J RULE: Whether One or More H59A-H59F Endorsed As All/Most/Some

<div> <div>One or More H59A-H59F=1, 2, 3</div> <div>All Others</div> <div>→ GO H61D2</div> </div> <div>↓</div>
--

H59J. (CATI) How much do these feelings usually interfere with your life or activities - a lot, some, a little, or not at all?

1. A lot 2. Some 3. A little 5. Not at all

(WEB) How much do these feelings usually interfere with your life or activities?

1. A lot 2. Some 3. A little 5. Not at all

Current Health Insurance

H61D2. (CATI) Next, please think about your [family's] health insurance, including coverage obtained through employment, or purchased directly, or through a government program like Medicare and Medicaid. [Do you / Does anyone in your family] currently have health insurance or health care coverage?

→ GO TO H61K

GO TO H61D3 RULE

(WEB) Next, please think about your [family's] health insurance, including coverage obtained through employment, purchased directly, or obtained through a government program like Medicare and Medicaid. [Do you / Does anyone in your family living there] currently have health insurance or health care coverage?

→ GO TO H61K

GO TO H61D3 RULE

H61D3 RULE: Number of FU Members

<input type="text" value="More Than One FU Member"/>	<input type="text" value="Only One FU Member"/>	
↓		→ (Assign H61D3 & H61DAQSN=AQSN of FU Member) GO TO H61E RULE

H61D3. (CATI) Who is covered (by health insurance)?

- ENTER all that apply
- PROBE: Any others?

AQSN list of FU Members if FU, FUMI → GO TO H61K
GO TO H61D4CKPT

(WEB) Who is covered by health insurance?
Please select all that apply.

AQSN list of FU Members if FU, FUMI → GO TO H61K
GO TO H61D4CKPT

H61D4CKPT. Number of FU Members Selected at H61D3

<input type="text" value="1. One FU Member"/>	<input type="text" value="→ GO TO H61E RULE"/>	<input type="text" value="5. More Than One FU Member"/>
↓		

H61D4. (CATI) Does everyone have the same health insurance or health care coverage?

[FU Members With Health Care Coverage/Insurance:](#)
[\[List of H61D3 Selections\]](#)

(WEB) Does everyone have the same health insurance or health care coverage?

SECTION_H.H61E_H61G[1..24] [1..24]=AQSN of FU Member
H61DAQSN. AQSN of FU Member. Assigned.

H61E RULE: Whether FU Members Have Different or Same Insurance

Different Insurance (H61D4<>Yes)	Same Insurance (H61D4=Yes)
ASK H61E-H61G for Each FU Member Selected at H61D3	ASK H61E-H61G for Just First FU Member Selected at H61D3

H61E. (CATI) [H61D4<>YES: [CYNAMF] [CYNAML], [CYAQRTH], [CYFUHU]]

[LOOP 1: What is the source of [H61D4=YES: that coverage? / ALL OTHERS: [your / [CYNAMF]'s] health insurance or health care coverage -- is it provided through an employer, privately purchased, a government program like Medicare or Medicaid, or what]? / LOOP 2-24: What about the source of [your / [CYNAMF]'s] coverage (is it provided through an employer, privately purchased, a government program like Medicare or Medicaid, or what)?]

- IF needed/IF R mentions the name of the provider: Is it provided through an employer, privately purchased, a government program like Medicare or Medicaid, or what?
- IF R mentions government plan: Is that Medicare, Medi-gap, Medicaid or a state program, military provided such as Tricare, ChampUS or ChampVA, Indian health insurance, or some other plan?
- IF needed (if Affordable Care Act/Obamacare/Health Insurance Exchanges mentioned): Was that a privately purchased health insurance plan or Medicaid/[STATEMEDPROG]/[SCHIPNAME]?
- ENTER all that apply
- PROBE: Any others?

1. Employer provided health insurance (Current or former employer)			
2. Private health insurance purchased	3. Medicare	4. Medi-Gap/Supplemental	
5. Medicaid/[STATEMEDPROG]/[SCHIPNAME]	6. Military Health Care/Tricare (Active duty)		
7. Tricare/Champus/ChampVA (Dependents, veterans)	8. Indian Health Insurance		
11. Veterans Administration (VA)	97. Other-specify		

SIGNAL for Medicare or Medicaid not selected at H61E (CATI ONLY): IWER: READ QUESTION TO VERIFY MEDICARE AND/OR MEDICAID COVERAGE: How about [3 NOR 5 SELECTED: Medicare and Medicaid, [PYSTATRESIDE<>FC,DK, RF, NA: [STATEMEDPROG], [SCHIPNAME]] / 3 SELECTED BUT NOT 5: Medicaid, [PYSTATRESIDE<>FC,DK, RF, NA: [STATEMEDPROG], [SCHIPNAME]] / 5 SELECTED BUT NOT 3: Medicare]? ([H61D4=YES: Does your family / ALL OTHERS: [Do you / Does [CYNAMF]] have (this / any of these)?]

IF Yes ENTER [Close] or [Goto] to make Medicare / Medicaid selection(s)

IF No, Dk, Rf..... ENTER [Suppress] to go forward with interview

(WEB) [LOOP 1: What is the source of [H61D4=YES: that coverage? / ALL OTHERS: [your / [CYNAMF] [CYNAML]'s] health insurance or health care coverage / LOOP 2-24: What about the source of [your / [CYNAMF] [CYNAML]'s] coverage]?
Please select all that apply.

1. Employer provided health insurance (Current or former employer)			
2. Private health insurance purchased	3. Medicare	4. Medi-Gap/Supplemental	
5. Medicaid/[STATEMEDPROG]/[SCHIPNAME]	6. Military Health Care/Tricare (Active duty)		
7. Tricare/Champus/ChampVA (Dependents, veterans)	8. Indian Health Insurance		
11. Veterans Administration (VA)	97. Other		

H61ESPEC RULE: Whether Other Insurance Selected at H61E

Other (H61E=97)	All Others	→ GO TO H61F RULE
↓		

H61ESPEC. (CATI) [H61D4<>YES: [CYNAMF] [CYNAML], [CYAQRTH], [CYFUHU]]

Could you tell me a little more about that other plan or program?

[Health Plan\(s\) Selected:](#)

[\[List of H61E Selections\]](#)

String 100

(WEB) Could you tell us a little more about that other plan or program?

String 100

H61E2CKPT. CAI Checkpoint. Whether FU Members Have Different Insurance & This FU Member is < Age 19

Different Insurance (H61D4=No, DK, RF, NA)	5. Same Insurance (H61D4=Yes)
1. FU Member Age <19	5. FU Member Age >18
↓	
GO TO H61F RULE	

H61E2. (CATI) [H61D4<>YES: [CYNAMF] [CYNAML], [CYAQRTH], [CYFUHU]]

Interviewer Checkpoint:

- Is that [PYSTATETERESIDE<>FC, DK, RF, NA: [SCHIPNAME],] the state health insurance plan for uninsured children?
- ENTER Yes or No; ASK R only if you are unclear about the answer

[Health Plan\(s\) Selected:](#)

[\[List of H61E Selections\]](#)

1. Yes

5. No

(WEB) Is that [PYSTATETERESIDE<>FC, DK, RF, NA: [SCHIPNAME],] the state health insurance plan for uninsured children?

1. Yes

5. No

H61F RULE: Whether Employer Provided Insurance Selected at H61E

Employer Provided (H61E=1)	All Others	→ GO TO H61G RULE
↓		

H61F. (CATI) [H61D4<>YES: [CYNAMEF] [CYNAML], [CYAQRTH], [CYFUHU]]

Whose employer provides [H61D4=YES: this / ALL OTHERS: [your / [CYNAMEF]'s] health insurance?

- ENTER all that apply, maximum of 3 selections
- PROBE: Any others?

[Health Plan\(s\) Selected:](#)

[\[List of H61E Selections\]](#)

1 – 24. [CYNAMEF] [CYNAML], [CYAQRTH], [CYFUHU]

AQSN list of FU Members if FU, FUMI

25. Parent of [CYNAMEF] [CYNAML], outside of FU

97. Other person outside of FU-specify (H61FSPEC. Specify (String 100))

(WEB) Whose employer provides [H61D4=YES: this / ALL OTHERS: [your / [CYNAMEF] [CYNAML]'s] health insurance?

Please select up to three (3) choices.

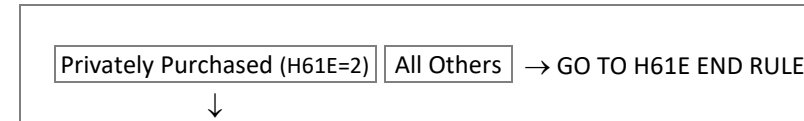
1 – 24. [CYNAMEF] [CYNAML] (age [AGEIWDAT])

AQSN list of FU Members if FU, FUMI

25. One of [my / [CYNAMEF] [CYNAML]'s] parents not living here

97. Someone else not living here - Please specify: (H61FSPEC)

H61G RULE: Whether Privately Purchased Insurance Selected at H61E



H61G. (CATI) [H61D4<>YES: [CYNAMEF] [CYNAML], [CYAQRTH], [CYFUHU]]

Who is the policy holder on [this / [your / [CYNAMEF]'s] private health insurance?

- IF needed: The policy holder is the person who purchased the insurance; other family members who are covered are called dependents.
- ENTER all that apply, maximum of 3 selections
- PROBE: Any others?

[Health Plan\(s\) Selected:](#)

[\[List of H61E Selections\]](#)

1 – 24. [CYNAMEF] [CYNAML], [CYAQRTH], [CYFUHU]

AQSN list of FU Members if FU, FUMI

25. Parent of [CYNAMEF] [CYNAML], outside of FU

97. Other person outside of FU-specify (H61GSPEC. Specify (String 100))

(WEB) Who is the policy holder on [H61D4=YES: this / ALL OTHERS: [your / [CYNAMEF] [CYNAML]'s] private health insurance?

The policy holder is the person who purchased the insurance; other family members who are covered are called dependents.

Please select up to three (3) choices.

1 – 24. [CYNAMEF] [CYNAML] (age [AGEIWDAT])

AQSN list of FU Members if FU, FUMI

25. One of [my / [CYNAMEF] [CYNAML]'s] parents not living here

97. Someone else not living here - Please specify: (H61GSPEC)

H61E END RULE: Whether FU Members Have Different Insurance & There are More FU Members Selected at H61D3

Different Insurance (H61D4<>Yes)	Same Insurance (H61D4=Yes)
More FU Members	No More FU Members
REPEAT H61E - H61G for Each FU Member; Then GO TO H61JCKPT	

↓

End H61E_H61G

H61JCKPT. CAI Checkpoint: Whether Any FU Member Has Employer or Private Insurance, or Medicare or MediGap

1. Employer Provided, Privately Purchased, Medicare or MediGap (H61E=1, 2, 3, or 4)	5. All Others → GO TO H61K
---	----------------------------

↓

H61J, H61JPER. (CATI) How much are your [and your family's] health insurance premiums [, altogether]? Please only include amounts that you [and your family] paid, either directly or through automatic deductions from pay. Do not include amounts paid by someone outside of your family.

- ENTER amount here, then SELECT unit of time on next screen (Week, Two Weeks, Month, Year)

\$ 0 → GO TO H61K \$ 1 – 99,997 DK/RF → GO TO H61JD



The amount entered is: [H61J] per ____

- SELECT the unit of time below

3. Week 4. Two weeks 5. Month 6. Year

7. Other-specify (H61JPERSPEC. Specify. (String 100))

GO TO H61K

(WEB) How much are [your / your and your family's] health insurance premiums [altogether]? Please only include amounts that [you / you and your family living there] paid, either directly or through automatic deductions from pay. Do not include amounts paid by someone outside of your family.

\$ 0 – 99,997 .00 per 3. Week 4. Two weeks 5. Month 6. Year NA → GOTO H61JDH61JF_W

CHECK: Please enter a number from 0 to 99997.

7. Other - Please specify: (H61JPERSPEC)

SIGNAL: Please select a unit of time.

GO TO H61K

H61JD. (CATI ONLY) Are they \$200 or more per month?

1. Yes

5. No

DK/RF

→ GO TO H61K



H61JE. (CATI ONLY) Are they \$350 or more per month?

H61JF. (CATI ONLY) Are they \$100 or more per month?

1. Yes

5. No

DK/RF

1. Yes

5. No

DK/RF

GO TO H61K

GO TO H61K

H61JDH61JF_W. (WEB ONLY) What is your best estimate?

1. Less than \$100 per month

2. \$100 to less than \$200 per month

3. \$200 to less than \$350 per month

4. \$350 or more per month

No Health Insurance PYear or P2Year

H61K. (CATI) Did you [or anyone else in the family living there] go without health insurance at any time during [P2YEAR] or [PYEAR]?

→ GO TO H62CKPT

GO TO H61L RULE

(WEB) Did you [or anyone else in the family living there] go without health insurance at any time during [P2YEAR] or [PYEAR]?

→ GO TO H62CKPT

GO TO H61L RULE

H61L RULE: Number of FU Members

 → (Assign H61L & H61MAQSN=AQSN of FU Member)
GO TO H61M RULE



H61L. (CATI) Who was that?

- ENTER all that apply
- PROBE: Any others?

 AQSN FU Member list: FU, FUMI
& CYRBRN<CYEAR

→ GO TO H64

GO TO H61M RULE

(WEB) Who was that?

Please select all that apply.

 AQSN FU Member list: FU, FUMI &
CYRBRN<CYEAR

→ GO TO H64

GO TO H61M RULE

SECTION_H.H61M_H61N[1..24] [1..24]=AQSN of FU Member

H61MAQSN. AQSN of FU Member. Assigned.

H61M RULE: Whether FU Member Born in P2YEAR or Earlier

→ GO H61N RULE



H61M. (CATI) [CYNAMF] [CYNAML], [CYAQRTH], [CYFUHU]

For how many months in [P2YEAR] [were you / was [CYNAMF]] uninsured?

(WEB) For how many months in [P2YEAR] [were you / was [CYNAMF] ([CYNAML])] uninsured?

Number of months

H61N RULE: Whether FU Member Born in PYEAR or Earlier

→ GO H61N END RULE



H61N. (CATI) [CYNAMF] [CYNAML], [CYAQRTH], [CYFUHU]

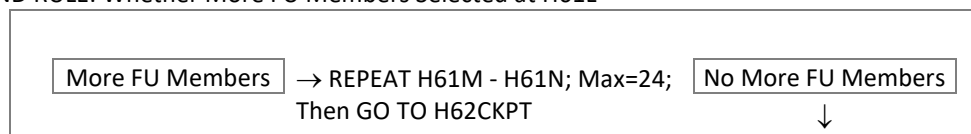
(For how many months) in [PYEAR] ([were you / was [CYNAMF]] uninsured)?

0 – 12

(WEB) For how many months in [PYEAR] [were you / was [CYNAMF] ([CYNAML])] uninsured?

0 – 12 Number of months

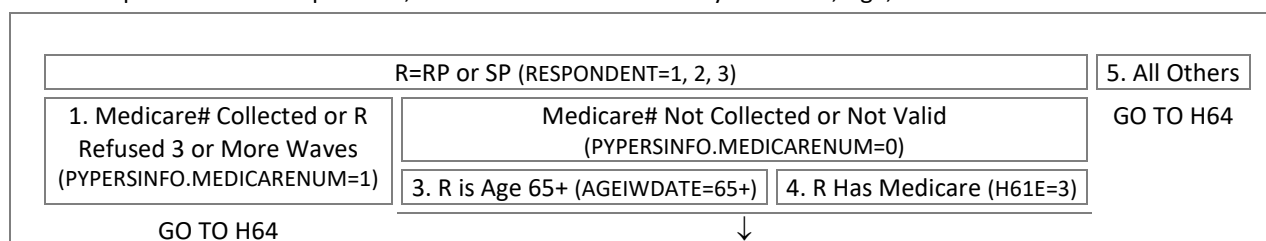
H61N END RULE: Whether More FU Members Selected at H61L



End H61M_H61N

Medicare Linkage (Respondent)

H62CKPT. CAI Checkpoint: Who is Respondent; Whether Medicare# Already Collected; Age; Whether Has Medicare



H62A. (CATI) We would like to learn more about people's health and how health care is used. The best place to get this information is the Centers for Medicare and Medicaid Services or C.M.S. We are therefore asking F.E.S. (Family Economics Study) families to let us access these records. *[NO CHRONIC CONDITIONS ENDORSED (H5): Even if you don't have any health conditions, it is important for statistical purposes to get this information from C.M.S.]*

Under the Privacy Act of 1974, providing your number is a voluntary decision. The benefits you may be receiving from C.M.S. will not be affected in any way by your decision.

Could you tell me your Medicare number for this purpose?

1. Yes 5. No → GO TO H64

GO TO H62H

(WEB) We would like to learn more about people's health and how health care is used. The best place to get this information is the Centers for Medicare and Medicaid Services or C.M.S. We are therefore asking F.E.S. (Family Economics Study) families to let us access these records. *[NO CHRONIC CONDITIONS ENDORSED (H5): EVEN IF YOU DON'T HAVE ANY HEALTH CONDITIONS, it is important for statistical purposes to get this information from C.M.S.]*

Could you tell me your Medicare number for this purpose?

Under the Privacy Act of 1974, providing your number is a voluntary decision. The benefits you may be receiving from C.M.S. will not be affected in any way by your decision.

1. Yes 5. No → GO TO H64

GO TO H62H

H62H. (CATI) What is your 11-digit Medicare number?

- ENTER the 11-digit number, including letter(s) and number(s)

(WEB) What is your 11-digit Medicare number?

This can include letters and numbers.

PYear Health Care Expenses

H64. (CATI) These next questions are about health care expenditures that you [and your family] may have had during [PYEAR].

About how much did you [and your family] pay out-of-pocket for nursing home and hospital bills in [PYEAR]?

\$ 0 – 999,997 → GO TO H70 DK/RF → GO TO H65

(WEB) The next questions are about health care expenditures that you [and your family living there] may have had during [PYEAR]. About how much did you [and your family living there] pay out-of-pocket for nursing home and hospital bills in [PYEAR]?

\$ 0 – 999,997 .00 → GO TO H70 NA → GO TO H65H69_W

CHECK: Please enter a number from 0 to 999997.

H65. (CATI ONLY) Would it amount to \$1,000 or more?

1. Yes



H66. (CATI ONLY) \$2,000 or more?

1. Yes

5. No

DK/RF



GO TO H70

5. No

DK/RF → GO TO H70



H69. (CATI ONLY) \$500 or more?

1. Yes

5. No

DK/RF

GO TO H70

H67. (CATI ONLY) \$8,000 or more?

1. Yes

5. No

DK/RF

GO TO H70

H65H69_W. (WEB ONLY) What is your best estimate?

1. Less than \$500

2. \$500 to less than \$1,000

3. \$1,000 to less than \$2,000

4. \$2,000 to less than \$8,000

5. \$8,000 or more

H70. (CATI) About how much did you [and your family] pay out-of-pocket for doctor, outpatient surgery, and dental bills in [PYEAR]?

\$ 0 – 999,997 → GO TO H76 DK/RF → GO TO H71

(WEB) About how much did you [and your family living there] pay out of pocket for doctor, outpatient surgery, and dental bills in [PYEAR]?

\$ 0 – 999,997 .00 → GO TO H76 NA → GO TO H71H74_W

CHECK: Please enter a number from 0 to 999997.

H71. (CATI ONLY) Would it amount to \$1,000 or more?			
<input type="button" value="1. Yes"/>	<input type="button" value="5. No"/> <input type="button" value="DK/RF"/> → GO TO H76		
↓	↓		
H72. (CATI ONLY) \$2,500 or more?		H74. (CATI ONLY) \$500 or more?	
<input type="button" value="1. Yes"/>	<input type="button" value="5. No"/>	<input type="button" value="DK/RF"/>	<input type="button" value="1. Yes"/>
<input type="button" value="5. No"/>	<input type="button" value="DK/RF"/>	<input type="button" value="1. Yes"/>	
<input type="button" value="5. No"/>		<input type="button" value="DK/RF"/>	
GO TO H76		GO TO H76	

H71H74_W. (WEB ONLY) What is your best estimate?

<input type="button" value="1. Less than \$500"/>	<input type="button" value="2. \$500 to less than \$1,000"/>
<input type="button" value="3. \$1,000 to less than \$2,500"/>	<input type="button" value="4. \$2,500 or more"/>

H76. (CATI) About how much did you [and your family] pay out-of-pocket for prescriptions, in-home medical care, special facilities, and other services in [PYEAR]?

→ GO TO SECTION J → GO TO H77

(WEB) About how much did you [and your family living there] pay out of pocket for prescriptions, in home medical care, special facilities, and other services in [PYEAR]?

\$.00 → GO TO SECTION J → GO TO H77H81_W

CHECK: Please enter a number from 0 to 999997.

H77. (CATI ONLY) Would it amount to \$500 or more?			
<input type="button" value="1. Yes"/>	<input type="button" value="5. No"/> <input type="button" value="DK/RF"/> → GO TO SECTION J		
↓	↓		
H78. (CATI ONLY) \$2,500 or more?		H81. (CATI ONLY) \$200 or more?	
<input type="button" value="1. Yes"/>	<input type="button" value="5. No"/>	<input type="button" value="DK/RF"/>	<input type="button" value="1. Yes"/>
<input type="button" value="5. No"/>	<input type="button" value="DK/RF"/>	<input type="button" value="5. No"/>	
<input type="button" value="DK/RF"/>		<input type="button" value="DK/RF"/>	
↓		↓	
GO TO SECTION J		GO TO SECTION J	
H79. (CATI ONLY) \$10,000 or more?			
<input type="button" value="1. Yes"/>	<input type="button" value="5. No"/>	<input type="button" value="DK/RF"/>	
GO TO SECTION J			

H77H81_W. (WEB ONLY) What is your best estimate?

<input type="button" value="1. Less than \$200"/>	<input type="button" value="2. \$200 to less than \$500"/>
<input type="button" value="3. \$500 to less than \$2,500"/>	<input type="button" value="4. \$2,500 to less than \$10,000"/>
<input type="button" value="5. \$10,000 or more"/>	

GO TO SECTION J

End SECTION_H

Section J: Marriages; Children

TOC

J1CKPT[1..24]. Section J Qualifier [1..24]=AQSN of FU Member

Reinterview, Splitoff					
1. TypeA. Male Reference Person + Female Spouse Age 15-44; Same Married Couple as Last Wave ((CYAQRTTH=101 & PYAQRTTH=101 & CYFUHU=FU & PYFUHU=FU) and (CYAQRTTH=202 & PYAQRTTH=202 & CYFUHU=FU & PYFUHU=FU & AGEIWDATE=15-44))		2. TypeANoJ. Male Reference Person + Female Spouse Age 45+; Same Married Couple as Last Wave ((CYAQRTTH=101 & PYAQRTTH=101 & CYFUHU=FU & PYFUHU=FU) and (CYAQRTTH=202 & PYAQRTTH=202 & CYFUHU=FU & PYFUHU=FU & AGEIWDATE>44, DK, RF, NA))			
As a <u>Couple</u> : Update Bio & Adopted Kids (J28-AS8A)		No Section J for this Couple			
3. TypeB1. Male Reference Person or Spouse-Partner was RP or SP Last Wave (CYAQRTTH=101, 201, 221 & PYAQRTTH=101-222 & CYFUHU=FU & PYFUHU=FU)	4. TypeB2. Female Reference Person or Spouse-Partner Age 15-44 was RP or SP Last Wave (CYAQRTTH=102, 202, 222 & PYAQRTTH=101-222 & CYFUHU=FU & PYFUHU=FU & AGEIWDATE=15-44)	5. TypeB3. Female Reference Person or Spouse-Partner Age 45+ was RP or SP Last Wave (CYAQRTTH=102, 202, 222 & PYAQRTTH=101- 222 & CYFUHU=FU & PYFUHU=FU & AGEIWDATE>44, DK, RF, NA)			
Update Marriages (J2-J12YR); Update Bio & Adopted Kids (J28-AS8A)		Update Marriages (J2-J12YR)			
6. TypeC1A. Male Reference Person or Spouse-Partner a) was OFUM Last Wave, b) was INST RP or SP Last Wave, c) is New (CYAQRTTH=101, 201, 221 & (PYAQRTTH>222 & CYFUHU=FU & PYFUHU=FU); or (PYAQRTTH=101-222 & CYFUHU=FUMI & PYFUHU=INST); or (PYAQRTTH=NULL & PYFUHU=NULL & CYFUHU=FUMI))		7. TypeC1B. Female Reference Person or Spouse-Partner a) was OFUM Last Wave, b) was INST RP or SP Last Wave, c) is New (CYAQRTTH=102, 202, 222 & (PYAQRTTH>222 & CYFUHU=FU & PYFUHU=FU); or (PYAQRTTH=101-222 & CYFUHU=FUMI & PYFUHU=INST); or (PYAQRTTH=NULL & PYFUHU=NULL & CYFUHU=FUMI))			
All Marriages (J12A-J26YR); All Bio & Adopted Kids (J30-AS8A)					
9. TypeC1D. New OFUM Age 15-44, >16; Returning OFUM Age 15-16, >16 (CYAQRTTH>222 & (CYFUHU=FUMI & (AGEIWDATE=15-44 or AGEIWDATE=15-16 or CYFUHU=FU & (AGEIWDATE=15-16 or AGEIWDATE=15-16))))	16. TypeC1E. Returning OFUM Age 17-44 (CYAQRTTH>222 & CYFUHU= FU & AGEIWDATE=17-44) All Marriages (J12A-J26YR); Update Bio Kids (J28-OS70)	10. TypeC1NoJ. New or Returning OFUM Age 45+ (CYAQRTTH>222 & CYFUHU=FU, FUMI & AGEIWDATE=45-120)	95. AllOthersC1. New or Returning OFUM Age <15 (CYAQRTTH>222 & CYFUHU =FU, FUMI & AGEIWDATE <15, DK, RF, NA)		
All Marriages (J12A-J26YR); All Bio Kids (J30-OS70)		No Section J for this FU Member			
Recontact, ReconSplitoff					
11. TypeC2A. New or Returning Male RP/SP (CYAQRTTH=101, 201, 221 & CYFUHU=FU, FUMI)	12. TypeC2B. New or Returning Female RP/SP (CYAQRTTH=102, 202, 222 & CYFUHU=FU, FUMI)	14. TypeC2D. New or Returning OFUM Age 15- 44, >16 (CYAQRTTH>222 & CYFUHU= FU, FUMI & (AGEIWDATE=15- 44 or AGEIWDATE=15-16))))	15. TypeC2NoJ. New or Returning OFUM Age 45+ (CYAQRTTH>222 & CYFUHU=FU, FUMI & AGEIWDATE=45-120)	96. AllOthersC2. New or Returning OFUM Age <15 (CYAQRTTH>222 & CYFUHU =FU, FUMI & AGEIWDATE <15, DK, RF, NA)	
All Marriages (J12A-J26YR); All Bio & Adopted Kids (J30-AS8A)		All Marriages (J12A-J26YR); All Bio Kids (J30-OS70)		No Section J for this FU Member	
All Interview Types					
97. All Others. FU Member Moved Out, Died or is Institutional (CYAQRTTH=101-982 & CYFUHU=MO, DIED, INST)					
No Section J for this FU Member					

J1CKPT[x] is assigned to each FU member where [x] is that person's AQSN, 1-24; regardless of AQSN, the first loop of Section J is always asked about Reference Person. The 2nd loop is always asked about Spouse-Partner if there is one in the FU.

SECTION_J[1..24] [1..24]=AQSN of FU Member

FIRST ITERATION OF SECTION J: J1A. (CATI ONLY) Now I have some questions about marriage and children.

- **ENTER [1] to continue**

1. Continue

J1A RULE: J1CKPT Type

Type A (J1CKPT=1)	Type B (J1CKPT=3, 4, 5)	Type C (J1CKPT=6, 7, 9, 11, 12, 14, 16)
GO TO J27CKPT	↓	GO TO J12A

Marital Status - Update (Type B: J1CKPT=3, 4, 5)

J2. AQSN of FU Member

J3CKPT. CAI Checkpoint: Marital Status

1. Widowed (Marital=3)	2. Separated; or Married Partner (Marital=5, 1)	3. Divorced (Marital=4)	4. Married Reference Person, Spouse, OFUM (Marital=1)	5. Never Married (Marital=2)
↓	GO TO J6MO	GO TO J5MO	GO TO J7MO	GO TO J27CKPT

SECTION_J[1..24].J4_J12 [1..24]=AQSN of FU Member

J4MO, J4YR. (CATI) [CYNAMF] [CYNAML]: [CYAQRTH], [CYFUHU], Age [AGEIWDAT] [(Respondent)]

In what month and year [were you / was [REFERENCE PERSON] / [SPOUSE-PARTNER]] widowed?

- **SELECT Month and [Enter] to go to next screen for year**
- **IF NECESSARY:** What would be your best estimate?
- **IF NEEDED:** I understand that it may be difficult for you to answer these questions, but please do your best.

Select ▾

1. January	5. May	9. September	21. Winter (Dec-Feb)
2. February	6. June	10. October	22. Spring (Mar-May)
3. March	7. July	11. November	23. Summer (Jun-Aug)
4. April	8. August	12. December	24. Fall (Sep-Nov)

The month entered is: [J4MO]

- **ENTER the year below**

1901 – [CYEAR] ○ 9996. [P2YEAR]-[CYEAR] but don't know which year (SP_0B)

○ 9997. Before [P2YEAR] but don't know exact year (SP_0A)

(WEB) [FIRST ITERATION SECTION_J: Next are questions about marriage and children.]

In what month and year [were you / was [REFERENCE PERSON] / [SPOUSE-PARTNER]] widowed?

We understand that it may be difficult for you to answer these questions, but please do your best.

If you do not know the month, please select the season.

Select ▾ Month or Season

1. January	5. May	9. September	21. Winter (Dec-Feb)
2. February	6. June	10. October	22. Spring (Mar-May)
3. March	7. July	11. November	23. Summer (Jun-Aug)
4. April	8. August	12. December	24. Fall (Sep-Nov)

1901 – [CYEAR] Year

○ 9996. [P2YEAR]-[CYEAR] but don't know which year (SP_0B)

○ 9997. Before [P2YEAR] but don't know exact year (SP_0A)

CHECK: Please enter a date before today.

J4 END RULE: Whether Widowed Before P2YEAR or in P2YEAR or Later

Widowed Before P2YEAR (J4YR<P2YEAR, 9997)	Widowed in P2YEAR or Later (J4YR=P2YEAR-CYEAR, 9996)	All Others (J4YR=DK, RF, NA)
GO TO J27CKPT	GO TO J7MO	GO TO J27CKPT

J5MO, J5YR. (CATI) [CYNAMF] [CYNAML]: [CYAQRTH], [CYFUHU], Age [AGEIWDAT] [(Respondent)]

In what month and year did [your / [REFERENCE PERSON]'s / [SPOUSE-PARTNER]'s] (divorce/annulment) become final?

- **SELECT** Month and [Enter] to go to next screen for year
- **IF NECESSARY:** What would be your best estimate?
- **IF NEEDED:** I understand that it may be difficult for you to answer these questions, but please do your best.

Select ▾	1. January	5. May	9. September	21. Winter (Dec-Feb)
	2. February	6. June	10. October	22. Spring (Mar-May)
	3. March	7. July	11. November	23. Summer (Jun-Aug)
	4. April	8. August	12. December	24. Fall (Sep-Nov)

The month entered is: [J5MO]

- **ENTER** the year below

1901 – [CYEAR]	<input type="radio"/> 9996. [P2YEAR]-[CYEAR] but don't know which year (SP_0B)
	<input type="radio"/> 9997. Before [P2YEAR] but don't know exact year (SP_0A)

(WEB) [FIRST ITERATION SECTION_J: Next are questions about marriage and children.]

In what month and year did [your / [REFERENCE PERSON]'s / [SPOUSE-PARTNER]'s] divorce or annulment become final?

We understand that it may be difficult for you to answer these questions, but please do your best.

If you do not know the month, please select the season.

Select ▾	Month or Season	1. January	5. May	9. September	21. Winter (Dec-Feb)
		2. February	6. June	10. October	22. Spring (Mar-May)
		3. March	7. July	11. November	23. Summer (Jun-Aug)
		4. April	8. August	12. December	24. Fall (Sep-Nov)

1901 – [CYEAR]	Year
<input type="radio"/> 9996. [P2YEAR]-[CYEAR] but don't know which year (SP_0B)	
<input type="radio"/> 9997. Before [P2YEAR] but don't know exact year (SP_0A)	

CHECK: Please enter a date before today.

J5 END RULE: Whether Divorced Before P2YEAR or in P2YEAR or Later

Divorced Before P2YEAR (J5YR<P2YEAR, 9997)	Divorced in P2YEAR or Later (J5YR=P2YEAR-CYEAR, 9996)	All Others (J5YR=DK, RF, NA)
GO TO J27CKPT	↓	GO TO J27CKPT

J6MO, J6YR. (CATI) [CYNAMF] [CYNAML]: [CYAQRTH], [CYFUHU], Age [AGEIWDAT] [(Respondent)]

[MARRIED PARTNER: Earlier you reported that [R: you are / ALL OTHERS: [PARTNER] is] married.

In what month and year did [R: you and your spouse / ALL OTHERS: [[REFERENCE PERSON] / [SPOUSE-PARTNER]] and [his / her] spouse] stop living together?

- **SELECT** Month and [Enter] to go to next screen for year
- **IF NECESSARY:** What would be your best estimate?
- **IF NEEDED:** I understand that it may be difficult for you to answer these questions, but please do your best.

Select ▾	1. January	5. May	9. September	21. Winter (Dec-Feb)
	2. February	6. June	10. October	22. Spring (Mar-May)
	3. March	7. July	11. November	23. Summer (Jun-Aug)
	4. April	8. August	12. December	24. Fall (Sep-Nov)

The month entered is: [J6MO]

- **ENTER** the year below

1901 – [CYEAR] ☐ 9996. [P2YEAR]-[CYEAR] but don't know which year (SP_0B)

☐ 9997. Before [P2YEAR] but don't know exact year (SP_0A)

(WEB) [FIRST ITERATION SECTION_J: Next are questions about marriage and children.]

[MARRIED PARTNER: Earlier you reported that [R: you are / ALL OTHERS: [PARTNER] is] married.]

In what month and year did [R: you and your spouse / ALL OTHERS: [[REFERENCE PERSON] / [SPOUSE-PARTNER]] and [his / her] spouse] stop living together?

We understand that it may be difficult for you to answer these questions, but please do your best.

If you do not know the month, please select the season.

Select ▾	Month or Season	1. January	5. May	9. September	21. Winter (Dec-Feb)
		2. February	6. June	10. October	22. Spring (Mar-May)
		3. March	7. July	11. November	23. Summer (Jun-Aug)
		4. April	8. August	12. December	24. Fall (Sep-Nov)

1901 – [CYEAR] Year

☐ 9996. [P2YEAR]-[CYEAR] but don't know which year (SP_0B)

☐ 9997. Before [P2YEAR] but don't know exact year (SP_0A)

CHECK: Please enter a date before today.

J6 END RULE: Whether Current Marriage Before P2YEAR or in P2YEAR or Later

Married Before P2YEAR (J6YR<P2YEAR, 9997)	Married in P2YEAR or Later (J6YR=P2YEAR-CYEAR, 9996)	All Others (J6YR=DK, RF, NA)
GO TO J27CKPT	↓	GO TO J27CKPT

J7MO, J7YR. (CATI) [CYNAMF] [CYNAML]: [CYAQRTH], [CYFUHU], Age [AGEIWDAT] [(Respondent)]

[LOOP 1: In / LOOP 2: Please tell me again, in] what month and year did [LOOP 1: [R=RP, NO SP IN FU: you / R=RP, SP IN FU: you and your spouse (last) / R=OFUM, PROXY-NO SP IN FU: [REFERENCE PERSON] last / R=PARTNER, OFUM, PROXY & SP IN FU: [REFERENCE PERSON] and [his / her] spouse (last) / R=SPOUSE: you and [REFERENCE PERSON]] / LOOP 2: [R=RP, SPOUSE IN FU: you and your spouse / R=RP, PARTNER IN FU: [PARTNER] and [his / her] spouse (last) / R=SPOUSE: you and your spouse / R=PARTNER: you and your spouse (last) / R=OFUM, PROXY: [SPOUSE] and [his / her] spouse (last)]] get married?

- **SELECT** Month and [Enter] to go to next screen for year
- **IF NECESSARY:** What would be your best estimate?

Select ▾

1. January	5. May	9. September	21. Winter (Dec-Feb)
2. February	6. June	10. October	22. Spring (Mar-May)
3. March	7. July	11. November	23. Summer (Jun-Aug)
4. April	8. August	12. December	24. Fall (Sep-Nov)

The month entered is: [J7MO]

- **ENTER** the year below

1901 – [CYEAR] ☐ 9996. [P2YEAR]-[CYEAR] but don't know which year (SP_0B)

☐ 9997. Before [P2YEAR] but don't know exact year (SP_0A)

(WEB) [FIRST ITERATION SECTION_J: Next are questions about marriage and children.]

In what month and year did [LOOP 1: [R=RP, NO SP IN FU: you / R=RP, SP IN FU: you and your spouse last / R=OFUM, PROXY & NO SP IN FU: [REFERENCE PERSON] last / R=PARTNER, OFUM, PROXY & SP IN FU: [REFERENCE PERSON] and [his / her] spouse last / R=SPOUSE: you and [REFERENCE PERSON]] / LOOP 2: [R=RP, SPOUSE IN FU: you and your spouse / R=RP, PARTNER IN FU: [PARTNER] and [his / her] spouse last / R=SPOUSE: you and your spouse / R=PARTNER: you and your spouse last / R=OFUM, PROXY: [SPOUSE] and [his / her] spouse last]] get married?

If you do not know the month, please select the season.

Select ▾ Month or Season

1. January	5. May	9. September	21. Winter (Dec-Feb)
2. February	6. June	10. October	22. Spring (Mar-May)
3. March	7. July	11. November	23. Summer (Jun-Aug)
4. April	8. August	12. December	24. Fall (Sep-Nov)

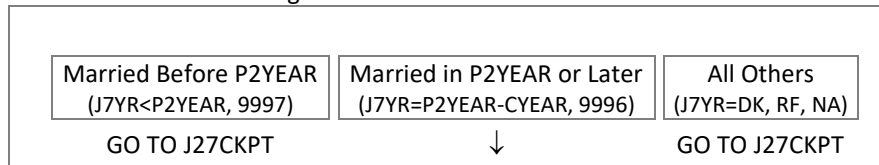
1901 – [CYEAR] Year

☐ 9996. [P2YEAR]-[CYEAR] but don't know which year (SP_0B)

☐ 9997. Before [P2YEAR] but don't know exact year (SP_0A)

CHECK: Please enter a date before today.

J7 END RULE: Whether Last Marriage Before P2YEAR or in P2YEAR or Later



J8. (CATI) [CYNAMF] [CYNAML]: [CYAQRTH], [CYFUHU], Age [AGEIWDAT] [(Respondent)]

What (was/is) [your / [REFERENCE PERSON]'s / [SPOUSE-PARTNER]'s] spouse's name?

- **ACCEPT** any name-do not probe.

String 25

(WEB) What [J3CKPT=WID, DIV: was / J3CKPT=SEP, MARR: is] [your / [REFERENCE PERSON]'s / [SPOUSE-PARTNER]'s] spouse's name?

If you prefer not to enter this person's name, please enter a nickname or anything that will identify this person to you.

Name String 25

J9. (CATI) [CYNAMF] [CYNAML]: [CYAQRTH], [CYFUHU], Age [AGEIWDAT] [(Respondent)]

Before that, [were you / was he / was she] widowed, divorced, or had [you / he / she] never been married?

2. Never married 3. Widowed 4. Divorced, marriage annulled 7. Other-specify (J9SPEC. DK/RF
Specify. (String 100))

GO TO J27CKPT

GO TO J10MO

GO TO J11MO

GO TO J12MO

(WEB) Before that, [were you / was he / was she] widowed, divorced, or had [you / he / she] never been married?

2. Never married 3. Widowed 4. Divorced or marriage annulled 7. Other - Please specify: (J9SPEC) NA

GO TO J27CKPT

GO TO J10MO

GO TO J11MO

GO TO J12MO

J10MO, J10YR. (CATI) [CYNAMF] [CYNAML]: [CYAQRTH], [CYFUHU], Age [AGEIWDAT] [(Respondent)]

In what month and year [were you / was he / was she] widowed?

- SELECT Month and [Enter] to go to next screen for year
- IF NECESSARY: What would be your best estimate?
- IF NEEDED: I understand that it may be difficult for you to answer these questions, but please do your best.

Select ▾ 1. January 5. May 9. September 21. Winter (Dec-Feb)
2. February 6. June 10. October 22. Spring (Mar-May)
3. March 7. July 11. November 23. Summer (Jun-Aug)
4. April 8. August 12. December 24. Fall (Sep-Nov)

The month entered is: [J10MO]

- ENTER the year below

1901 – [CYEAR] 9996. [P2YEAR]-[CYEAR] but don't know which year (SP_0B)

9997. Before [P2YEAR] but don't know exact year (SP_0A)

GO TO J27CKPT

(WEB) In what month and year [were you / was he / was she] widowed?

We understand that it may be difficult for you to answer these questions, but please do your best.

If you do not know the month, please select the season.

Select ▾ Month or Season 1. January 5. May 9. September 21. Winter (Dec-Feb)
2. February 6. June 10. October 22. Spring (Mar-May)
3. March 7. July 11. November 23. Summer (Jun-Aug)
4. April 8. August 12. December 24. Fall (Sep-Nov)

1901 – [CYEAR] Year

9996. [P2YEAR]-[CYEAR] but don't know which year (SP_0B)

9997. Before [P2YEAR] but don't know exact year (SP_0A)

GO TO J27CKPT

CHECK: Please enter a date before today.

J11MO, J11YR. (CATI) [CYNAMEF] [CYNAML]: [CYAQRTH], [CYFUHU], Age [AGEIWDAT] [(Respondent)]

In what month and year did [your / [REFERENCE PERSON]'s / [SPOUSE-PARTNER]'s]
(divorce/annulment) become final?

- **SELECT** Month and [Enter] to go to next screen for year
- **IF NECESSARY:** What would be your best estimate?
- **IF NEEDED:** I understand that it may be difficult for you to answer these questions, but please do your best.

Select ▾	1. January	5. May	9. September	21. Winter (Dec-Feb)
	2. February	6. June	10. October	22. Spring (Mar-May)
	3. March	7. July	11. November	23. Summer (Jun-Aug)
	4. April	8. August	12. December	24. Fall (Sep-Nov)

The month entered is: [J11MO]

- **ENTER** the year below

1901 – [CYEAR]	<input type="radio"/> 9996. [P2YEAR]-[CYEAR] but don't know which year (SP_0B)
	<input type="radio"/> 9997. Before [P2YEAR] but don't know exact year (SP_0A)

(WEB) In what month and year did [your / [REFERENCE PERSON]'s / [SPOUSE-PARTNER]'s] divorce or annulment become final?

If you do not know the month, please select the season.

Select ▾	Month or Season	1. January	5. May	9. September	21. Winter (Dec-Feb)
		2. February	6. June	10. October	22. Spring (Mar-May)
		3. March	7. July	11. November	23. Summer (Jun-Aug)
		4. April	8. August	12. December	24. Fall (Sep-Nov)

1901 – [CYEAR]	Year
<input type="radio"/> 9996. [P2YEAR]-[CYEAR] but don't know which year (SP_0B)	
<input type="radio"/> 9997. Before [P2YEAR] but don't know exact year (SP_0A)	

CHECK: Please enter a date before today.

J12MO, J12YR. (CATI) [CYNAMF] [CYNAML]: [CYAQRTH], [CYFUHU], Age [AGEIWDAT] [(Respondent)]

In what month and year did [you / they] stop living together?

- SELECT Month and [Enter] to go to next screen for year
- IF NECESSARY: What would be your best estimate?
- IF NEEDED: I understand that it may be difficult for you to answer these questions, but please do your best.

Select ▾	1. January	5. May	9. September	21. Winter (Dec-Feb)
	2. February	6. June	10. October	22. Spring (Mar-May)
	3. March	7. July	11. November	23. Summer (Jun-Aug)
	4. April	8. August	12. December	24. Fall (Sep-Nov)

The month entered is: [J12MO]

- ENTER the year below

1901 – [CYEAR]	<input type="radio"/> 9996. [P2YEAR]-[CYEAR] but don't know which year (SP_OB)
	<input type="radio"/> 9997. Before [P2YEAR] but don't know exact year (SP_OA)

GO TO J27CKPT

(WEB) In what month and year did [you / they] stop living together?

If you do not know the month, please select the season.

Select ▾	Month or Season	1. January	5. May	9. September	21. Winter (Dec-Feb)
		2. February	6. June	10. October	22. Spring (Mar-May)
		3. March	7. July	11. November	23. Summer (Jun-Aug)
		4. April	8. August	12. December	24. Fall (Sep-Nov)

1901 – [CYEAR]	Year
<input type="radio"/> 9996. [P2YEAR]-[CYEAR] but don't know which year (SP_OB)	
<input type="radio"/> 9997. Before [P2YEAR] but don't know exact year (SP_OA)	

GO TO J27CKPT

CHECK: Please enter a date before today.

End J4_J12

Marital Status - Full (Type C: J1CKPT=6, 7, 9, 11, 12, 14, 16)

J12A. AQSN of FU Member

J13CKPT. CAI Checkpoint: Marital Status

1. Never Married (Marital=2)	→ GO TO J27CKPT	5. All Others
↓		

SECTION_J[1..24].J14_J26 [1..24]=AQSN of FU Member

J14. (CATI) [CYNAMF] [CYNAML]: [CYAQRTH], [CYFUHU], Age [AGEIWDAT] [(Respondent)]

[REFERENCE PERSON/SP LOOP: (Now) I'd like to ask about [your / [REFERENCE PERSON]'s / [SPOUSE-PARTNER]'s] family history. / 1st OFUM LOOP: Now let's talk about the other members of the family. / ALL OTHERS: (Now let's talk about the other members of the family.)]

Altogether, how many times [have you / has [REFERENCE PERSON] / has [SPOUSE-PARTNER] / has [OFUM]] been married?

1	DK/RF	2 – 97
GO TO J21MO		GO TO J15MO

(WEB) Next are questions about [your / [REFERENCE PERSON]'s / [SPOUSE-PARTNER]'s / [OFUM]'s] family history. Altogether, how many times [have you / has [REFERENCE PERSON] / has [SPOUSE-PARTNER] / has [OFUM]] been married?

1	NA	2 – 97	Times
GO TO J21MO		GO TO J15MO	

CHECK: Please enter a number from 1 to 97.

J15MO, J15YR. (CATI) [CYNAMF] [CYNAML]: [CYAQRTH], [CYFUHU], Age [AGEIWDAT] [(Respondent)]

In what month and year did [you / he / she] get married for the first time?

- SELECT Month and [Enter] to go to next screen for year
- IF NECESSARY: What would be your best estimate?

Select ▾	1. January	5. May	9. September	21. Winter (Dec-Feb)
	2. February	6. June	10. October	22. Spring (Mar-May)
	3. March	7. July	11. November	23. Summer (Jun-Aug)
	4. April	8. August	12. December	24. Fall (Sep-Nov)

The month entered is: [J15MO]

- ENTER the year below

1901 – [CYEAR]	<input type="radio"/> 9996. [P2YEAR]-[CYEAR] but don't know which year (SP_0B)
	<input type="radio"/> 9997. Before [P2YEAR] but don't know exact year (SP_0A)

(WEB) In what month and year did [you / he / she] get married for the first time?

If you do not know the month, please select the season.

Select ▾	Month or Season	1. January	5. May	9. September	21. Winter (Dec-Feb)
		2. February	6. June	10. October	22. Spring (Mar-May)
		3. March	7. July	11. November	23. Summer (Jun-Aug)
		4. April	8. August	12. December	24. Fall (Sep-Nov)

1901 – [CYEAR]	Year
----------------	------

<input type="radio"/> 9996. [P2YEAR]-[CYEAR] but don't know which year (SP_0B)
<input type="radio"/> 9997. Before [P2YEAR] but don't know exact year (SP_0A)

CHECK: Please enter a date before today.

J16. (CATI) [CYNAMF] [CYNAML]: [CYAQRTH], [CYFUHU], Age [AGEIWDAT] [(Respondent)]

What was [your / his / her] first spouse's name?

- ACCEPT any name-do not probe

String 25

(WEB) What was [your / his / her] first spouse's name?

If you prefer not to enter this person's name, please enter a nickname or anything that will identify this person to you.

Name	String 25
------	-----------

J17. (CATI) [CYNAMF] [CYNAML]: [CYAQRTH], [CYFUHU], Age [AGEIWDATE] [(Respondent)]

Did that marriage end in widowhood, divorce, or what?

3. Widowhood 4. Divorce, marriage annulled 7. Other-specify (J17SPEC. Specify (String 100)) DK/RF

GO TO J18MO

GO TO J19MO

GO TO J21MO

(WEB) Did that marriage end in ...?

3. Widowhood 4. Divorce or annulment 7. Other - Please specify: (J17SPEC) NA

GO TO J18MO

GO TO J19MO

GO TO J21MO

J18MO, J18YR. (CATI) [CYNAMF] [CYNAML]: [CYAQRTH], [CYFUHU], Age [AGEIWDATE] [(Respondent)]

In what month and year [were you / was he / was she] widowed?

- SELECT Month and [Enter] to go to next screen for year
- IF NECESSARY: What would be your best estimate?

Select ▾ 1. January 5. May 9. September 21. Winter (Dec-Feb)
2. February 6. June 10. October 22. Spring (Mar-May)
3. March 7. July 11. November 23. Summer (Jun-Aug)
4. April 8. August 12. December 24. Fall (Sep-Nov)

The month entered is: [J18MO]

- ENTER the year below

1901 – [CYEAR] 9996. [P2YEAR]-[CYEAR] but don't know which year (SP_0B)
9997. Before [P2YEAR] but don't know exact year (SP_0A)

GO TO J21MO

(WEB) In what month and year [were you / was he / was she] widowed?

If you do not know the month, please select the season.

Select ▾ Month or Season 1. January 5. May 9. September 21. Winter (Dec-Feb)
2. February 6. June 10. October 22. Spring (Mar-May)
3. March 7. July 11. November 23. Summer (Jun-Aug)
4. April 8. August 12. December 24. Fall (Sep-Nov)

1901 – [CYEAR] Year

9996. [P2YEAR]-[CYEAR] but don't know which year (SP_0B)

9997. Before [P2YEAR] but don't know exact year (SP_0A)

GO TO J21MO

CHECK: Please enter a date before today.

CHECK: Please enter a date after the date of the marriage [J15].

J19MO, J19YR. (CATI) [CYNAMEF] [CYNAML]: [CYAQRTH], [CYFUHU], Age [AGEIWDAT] [(Respondent)]

In what month and year did [your / his / her] (divorce / annulment) become final?

- SELECT Month and [Enter] to go to next screen for year
- IF NECESSARY: What would be your best estimate?

Select ▾	1. January	5. May	9. September	21. Winter (Dec-Feb)
	2. February	6. June	10. October	22. Spring (Mar-May)
	3. March	7. July	11. November	23. Summer (Jun-Aug)
	4. April	8. August	12. December	24. Fall (Sep-Nov)

The month entered is: [J19MO]

- ENTER the year below

1901 – [CYEAR]	o 9996. [P2YEAR]-[CYEAR] but don't know which year (SP_OB)
	o 9997. Before [P2YEAR] but don't know exact year (SP_OA)

(WEB) In what month and year did [your / his / her] divorce or annulment become final?

If you do not know the month, please select the season.

Select ▾	Month or	1. January	5. May	9. September	21. Winter (Dec-Feb)
	Season	2. February	6. June	10. October	22. Spring (Mar-May)
		3. March	7. July	11. November	23. Summer (Jun-Aug)
		4. April	8. August	12. December	24. Fall (Sep-Nov)

1901 – [CYEAR]	Year
o 9996. [P2YEAR]-[CYEAR] but don't know which year (SP_OB)	
o 9997. Before [P2YEAR] but don't know exact year (SP_OA)	

CHECK: Please enter a date before today.

CHECK: Please enter a date after the date of the marriage [J15].

J20MO, J20YR. (CATI) [CYNAMEF] [CYNAML]: [CYAQRTH], [CYFUHU], Age [AGEIWDAT] [(Respondent)]

In what month and year did you stop living together?

- SELECT Month and [Enter] to go to next screen for year
- IF NECESSARY: What would be your best estimate?

Select ▾	1. January	5. May	9. September	21. Winter (Dec-Feb)
	2. February	6. June	10. October	22. Spring (Mar-May)
	3. March	7. July	11. November	23. Summer (Jun-Aug)
	4. April	8. August	12. December	24. Fall (Sep-Nov)

The month entered is: [J20MO]

- ENTER the year below

1901 – [CYEAR]	o 9996. [P2YEAR]-[CYEAR] but don't know which year (SP_OB)
	o 9997. Before [P2YEAR] but don't know exact year (SP_OA)

(WEB) In what month and year did [you / they] stop living together?

If you do not know the month, please select the season.

Select ▾	Month or	1. January	5. May	9. September	21. Winter (Dec-Feb)
	Season	2. February	6. June	10. October	22. Spring (Mar-May)
		3. March	7. July	11. November	23. Summer (Jun-Aug)
		4. April	8. August	12. December	24. Fall (Sep-Nov)

1901 – [CYEAR]	Year
o 9996. [P2YEAR]-[CYEAR] but don't know which year (SP_OB)	
o 9997. Before [P2YEAR] but don't know exact year (SP_OA)	

CHECK: Please enter a date before today.

CHECK: Please enter a date after the date of the marriage [J15].

J21MO, J21YR. (CATI) [CYNAMEF] [CYNAML]: [CYAQRTH], [CYFUHU], Age [AGEIWDAT] [(Respondent)]

In what month and year did [you / he / she] (last) get married?

- SELECT Month and [Enter] to go to next screen for year
- IF NECESSARY: What would be your best estimate?

Select ▾	1. January	5. May	9. September	21. Winter (Dec-Feb)
	2. February	6. June	10. October	22. Spring (Mar-May)
	3. March	7. July	11. November	23. Summer (Jun-Aug)
	4. April	8. August	12. December	24. Fall (Sep-Nov)

The month entered is: [J21MO]

- ENTER the year below

1901 – [CYEAR]	o 9996. [P2YEAR]-[CYEAR] but don't know which year (SP_0B)
	o 9997. Before [P2YEAR] but don't know exact year (SP_0A)

(WEB) In what month and year did [you / he / she] last get married?

If you do not know the month, please select the season.

Select ▾	Month or	1. January	5. May	9. September	21. Winter (Dec-Feb)
	Season	2. February	6. June	10. October	22. Spring (Mar-May)
		3. March	7. July	11. November	23. Summer (Jun-Aug)
		4. April	8. August	12. December	24. Fall (Sep-Nov)

1901 – [CYEAR]	Year
o 9996. [P2YEAR]-[CYEAR] but don't know which year (SP_0B)	
o 9997. Before [P2YEAR] but don't know exact year (SP_0A)	

CHECK: Please enter a date before today.

CHECK: IF J14>1: Please enter a date after the date of the first marriage [J15].

J22. (CATI) [CYNAMEF] [CYNAML]: [CYAQRTH], [CYFUHU], Age [AGEIWDAT] [(Respondent)]

What (was / is) [your / his / her] spouse's name?

- ACCEPT any name-do not probe

String 25

(WEB) What [MARITAL=WID, DIV: was / MARITAL=SEP, MARR: is] [your / his / her] spouse's name?

If you prefer not to enter this person's name, please enter a nickname or anything that will identify this person to you.

Name String 25

J23CKPT. CAI Checkpoint: Marital Status

1. Widowed (Marital=3)	2. Separated (Marital=5); or Married Partner (Marital=1)	3. Divorced (Marital=4)	4. Married Reference Person, Spouse, OFUM (Marital=1)
↓	GO TO J26MO	GO TO J25MO	GO TO J27CKPT

J24MO, 24YR. (CATI) [CYNAMF] [CYNAML]: [CYAQRTH], [CYFUHU], Age [AGEIWDAT] [(Respondent)]

In what month and year [were you / was he / was she] widowed?

- SELECT Month and [Enter] to go to next screen for year
- IF NECESSARY: What would be your best estimate?

Select ▾	1. January	5. May	9. September	21. Winter (Dec-Feb)
	2. February	6. June	10. October	22. Spring (Mar-May)
	3. March	7. July	11. November	23. Summer (Jun-Aug)
	4. April	8. August	12. December	24. Fall (Sep-Nov)

The month entered is: [J24MO]

- ENTER the year below

1901 – [CYEAR] ☐ 9996. [P2YEAR]-[CYEAR] but don't know which year (SP_0B)

☐ 9997. Before [P2YEAR] but don't know exact year (SP_0A)

GO TO J27CKPT

(WEB) In what month and year [were you / was he / was she] widowed?

If you do not know the month, please select the season.

Select ▾	Month or	1. January	5. May	9. September	21. Winter (Dec-Feb)
	Season	2. February	6. June	10. October	22. Spring (Mar-May)
		3. March	7. July	11. November	23. Summer (Jun-Aug)
		4. April	8. August	12. December	24. Fall (Sep-Nov)

1901 – [CYEAR] Year

☐ 9996. [P2YEAR]-[CYEAR] but don't know which year (SP_0B)

☐ 9997. Before [P2YEAR] but don't know exact year (SP_0A)

GO TO J27CKPT

CHECK: Please enter a date before today.

CHECK: Please enter a date after the date of the marriage [J21].

J25MO, J25YR. (CATI) [CYNAMEF] [CYNAML]: [CYAQRTH], [CYFUHU], Age [AGEIWDAT] [(Respondent)]

In what month and year did [your / his / her] (divorce / annulment) become final?

- SELECT Month and [Enter] to go to next screen for year
- IF NECESSARY: What would be your best estimate?

Select ▾	1. January	5. May	9. September	21. Winter (Dec-Feb)
	2. February	6. June	10. October	22. Spring (Mar-May)
	3. March	7. July	11. November	23. Summer (Jun-Aug)
	4. April	8. August	12. December	24. Fall (Sep-Nov)

The month entered is: [J25MO]

- ENTER the year below

1901 – [CYEAR]	<input type="radio"/> 9996. [P2YEAR]-[CYEAR] but don't know which year (SP_OB)
	<input type="radio"/> 9997. Before [P2YEAR] but don't know exact year (SP_OA)

(WEB) In what month and year did [your / his / her] divorce or annulment become final?

If you do not know the month, please select the season.

Select ▾	Month or Season	1. January	5. May	9. September	21. Winter (Dec-Feb)
		2. February	6. June	10. October	22. Spring (Mar-May)
		3. March	7. July	11. November	23. Summer (Jun-Aug)
		4. April	8. August	12. December	24. Fall (Sep-Nov)

1901 – [CYEAR]	Year
<input type="radio"/> 9996. [P2YEAR]-[CYEAR] but don't know which year (SP_OB)	
<input type="radio"/> 9997. Before [P2YEAR] but don't know exact year (SP_OA)	

CHECK: Please enter a date before today.

CHECK: Please enter a date after the date of the marriage [J21].

J26MO, J26YR. (CATI) [CYNAMEF] [CYNAML]: [CYAQRTH], [CYFUHU], Age [AGEIWDAT] [(Respondent)]

In what month and year did you stop living together?

- SELECT Month and [Enter] to go to next screen for year
- IF NECESSARY: What would be your best estimate?

Select ▾	1. January	5. May	9. September	21. Winter (Dec-Feb)
	2. February	6. June	10. October	22. Spring (Mar-May)
	3. March	7. July	11. November	23. Summer (Jun-Aug)
	4. April	8. August	12. December	24. Fall (Sep-Nov)

The month entered is: [J26MO]

- ENTER the year below

1901 – [CYEAR]	<input type="radio"/> 9996. [P2YEAR]-[CYEAR] but don't know which year (SP_OB)
	<input type="radio"/> 9997. Before [P2YEAR] but don't know exact year (SP_OA)

(WEB) In what month and year did [you / they] stop living together?

If you do not know the month, please select the season.

Select ▾	Month or Season	1. January	5. May	9. September	21. Winter (Dec-Feb)
		2. February	6. June	10. October	22. Spring (Mar-May)
		3. March	7. July	11. November	23. Summer (Jun-Aug)
		4. April	8. August	12. December	24. Fall (Sep-Nov)

1901 – [CYEAR]	Year
<input type="radio"/> 9996. [P2YEAR]-[CYEAR] but don't know which year (SP_OB)	
<input type="radio"/> 9997. Before [P2YEAR] but don't know exact year (SP_OA)	

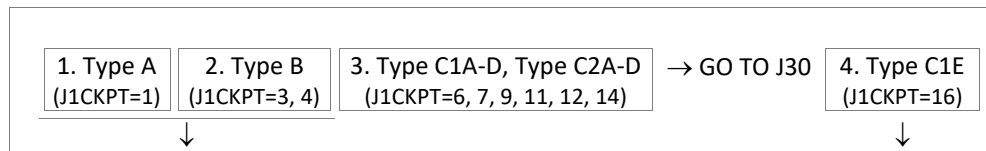
CHECK: Please enter a date before today.

CHECK: Please enter a date after the date of the marriage [J21].

End J14_J26

Biological Children

J27CKPT. CAI Checkpoint: J1CKPT Type



J28. (CATI) [CYNAMF] [CYNAML]: [CYAQRTH], [CYFUHU], Age [AGEIWDAT] [(Respondent)]

We are updating the information we collected in [P2YEAR].

TYPEA: Have [you and [REFERENCE PERSON]'s / [SPOUSE-PARTNER] / [REFERENCE PERSON] and [SPOUSE-PARTNER]] had any children since [IWTYPE=REINT & PYIWDAT=RESPONSE: our last interview on [PYIWDAT] / *ALL OTHERS:* January [P2YEAR]]?

TYPEB, TYPEC1E: [CNTOTHKIDS>0: Including [your / his / her] [child / children] ([CNTOTHKIDS]) we already spoke about, [have you / has [REFERENCE PERSON] / has [SPOUSE-PARTNER] / has [OFUM]] / *ALL OTHERS:* [Have you / Has [REFERENCE PERSON]'s / Has [SPOUSE-PARTNER] / Has [OFUM]]] [J2=MALE: fathered / J2=FEMALE: given birth to] any children since [IWTYPE=REINT & PYIWDAT=RESPONSE: our last interview on [PYIWDAT] / *ALL OTHERS:* January [P2YEAR]]?

- DO NOT count stillbirths, stepchildren, or adopted children
- [CYFUHU=FUMI, FU and AGEIWDAT<=17: Child(ren) in the FU:
[CYNAMF] [CYNAML], Birthdate [CYMOBRN/CYDAYBRN/CYRBRN], Age [AGEIWDAT], [CYAQRTH], [CYFUHU]]

☐ 1. Yes ☐ 5. No → GO TO OS64CKPT

GO TO J29

(WEB) These next questions will help us update the information we collected in [P2YEAR].

TYPEA: Have [you and [REFERENCE PERSON] / [SPOUSE-PARTNER] / [REFERENCE PERSON] and [SPOUSE-PARTNER]] had any children since [IWTYPE=REINT & PYIWDAT=RESPONSE: our last interview on [PYIWDAT] / *ALL OTHERS:* January [P2YEAR]]?

TYPEB, TYPEC1E: [CNTOTHKIDS>0: Including [your / his / her] [child / [CNTOTHKIDS] children] already reported, [have you / has [REFERENCE PERSON]'s / has [SPOUSE-PARTNER] / has [OFUM]] / *ALL OTHERS:* [Have you / Has [REFERENCE PERSON] / Has [SPOUSE-PARTNER] / Has [OFUM]]] [J2=MALE: fathered / J2=FEMALE: given birth to] any children since [IWTYPE=REINT & PYIWDAT=RESPONSE: our last interview on [PYIWDAT] / *ALL OTHERS:* January [P2YEAR]]?

Please do not include stillbirths, stepchildren, or adopted children. We will ask about stepchildren and adopted children later.

[CYFUHU=FUMI, FU and CYRBrn=P2YEAR-CYEAR: If you are the parent of ^CYNAMF ^CYNAML please select "Yes".]

☐ 1. Yes ☐ 5. No → GO TO OS64CKPT

GO TO J29

SIGNAL for NA: This information is important. Please select a response.

J29. (CATI) [CYNAMF] [CYNAML]: [CYAQRTH], [CYFUHU], Age [AGEIWDAT] [(Respondent)]

How many is that? (Since [our last interview on [PYIWDAT] / January [P2YEAR]]?)

- [CNTOTHKIDS>0: If needed: Including [your / his / her] [child / children] ([CNTOTHKIDS]) we already spoke about
- [CYFUHU=FUMI, FU and AGEIWDAT<=17: Child(ren) in the FU: [CYNAMF] [CYNAML], Birthdate [CYMOBRN/CYDAYBRN/CYRBRN], Age [AGEIWDAT], [CYAQRTH], [CYFUHU]]

→ GO TO OTHKID RULE → GO TO-OS64CKPT

CHECK for J29<CNTOTHKIDS: The number of children reported is less than the number of children for whom [CYNAMF] has already been selected as a parent. GO BACK and confirm.

(WEB) How many children is that, since [/IWTYPE=REINT & PYIWDAT=RESPONSE: [PYIWDAT] / IWTYPE=SO; or IWTYPE=REINT & PYIWDAT=DK, RF, NA: January [P2YEAR]]?

Please do not include stillbirths, stepchildren, or adopted children. We will ask about stepchildren and adopted children later.

Children → GO TO OTHKID RULE → GO TO OS64CKPT

SIGNAL for NA: This information is important. Please give us your best estimate.

CHECK for J29<CNTOTHKIDS: Please enter a number [CNTOTHKIDS] or greater, including the [CNTOTHKIDS] child(ren) already reported for this person.

J30. (CATI) [CYNAMF] [CYNAML]: [CYAQRTH], [CYFUHU], Age [AGEIWDAT] [(Respondent)]

[Now let's talk about the other members of the family. / (Now, we would like to ask about births of children.)]

[CNTOTHKIDS>0: Including [your / his / her] [child / children] ([CNTOTHKIDS]) we already spoke about, how /

ALL OTHERS: How] many children [have you / has [REFERENCE PERSON] / has [SPOUSE-PARTNER] / has

[OFUM]] [J2=MALE: ever fathered / J2=FEMALE: [yourself] ever given birth to]?

- DO NOT count stillbirths, stepchildren, or adopted children

- [CYFUHU=FUMI, FU and AGEIWDAT<=17: Child(ren) in the FU:

[CYNAMF] [CYNAML], Birthdate [CYMOBRN/CYDAYBRN/CYRBRN], Age [AGEIWDAT], [CYAQRTH], [CYFUHU]]

→ GO TO OTHKID RULE

GO TO OS64CKPT

CHECK for J30<CNTOTHKIDS: The number of children reported is less than the number of children for whom [CYNAMF] has already been selected as a parent. GO BACK and confirm.

(WEB) [CNTOTHKIDS>0: Including [your / his / her] [child / [CNTOTHKIDS] children] already reported, how / ALL

OTHERS: How] many children [have you / has [REFERENCE PERSON] / has [SPOUSE-PARTNER] / has [OFUM]]

[J2=MALE: ever fathered / J2=FEMALE: [R=J2: yourself] ever given birth to]?

Please do not include stillbirths, stepchildren, or adopted children. We will ask about stepchildren and adopted children later.

Children → GO TO OTHKID RULE

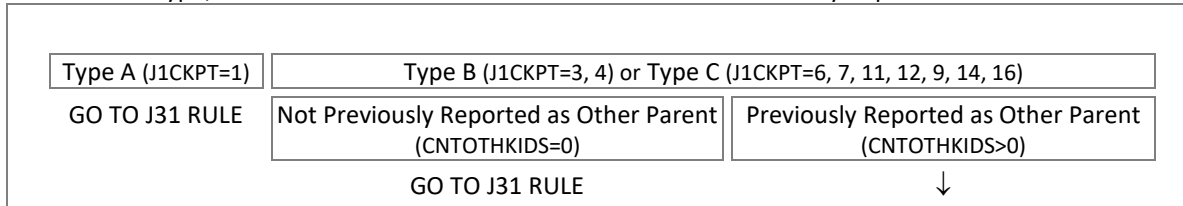
GO TO OS64CKPT

SIGNAL for NA: This information is important. Please give us your best estimate.

CHECK for J30<CNTOTHKIDS: Please enter a number [CNTOTHKIDS] or greater, including the [CNTOTHKIDS] child(ren) already reported for this person.

SECTION_J[1..24].OTHKIDTABLE.OTHKIDBLOCK[1..10] [1..24]=AQSN of FU Member; [1..10]=Which child previously reported

OTHKID RULE: J1CKPT Type; CNTOTHKIDS=#Children for Whom This Person Previously Reported as Other Birth Parent



OTHKID. (CATI) [CYNAMF] [CYNAML]: [CYAQRTH], [CYFUHU], Age [AGEIWDAT] [(Respondent)]

IWER: VERIFY each child already reported for [CYNAMF]: Before we go on, I'd like to confirm [your / [REFERENCE PERSON]'s / [SPOUSE-PARTNER]'s / [OFUM]'s] [CNTOTHKIDS=1: child / CNTOTHKIDS>1: children] we already spoke about:

((First / Next) how about...) [J31] ([J31NAML])? ([J31] was reported as [your / [REFERENCE PERSON]'s / [SPOUSE-PARTNER]'s / [OFUM]'s] child, is that right?)

- ENTER [1] if Child verified as [[REFERENCE PERSON]'s / [SPOUSE-PARTNER]'s / [OFUM]'s] child [CHILD NAME] [DOB] [Other Parent Name]

CHECK for OTHKID<>YES: Please verify! (Returns IWER to OTHPARENT in the J LOOP where this person was originally selected as the other birth parent of Child. If this person is unselected as the other birth parent of Child in that J LOOP (OTHPARENT), then CNTOTHKIDS is reduced by one (1), J29_J30COUNT is recalculated, and Child info is removed from OTHKIDTABLE.

(WEB) [J31] ([J31NAML]) was reported as [your / [REFERENCE PERSON]'s / [SPOUSE-PARTNER]'s / [OFUM]'s] child, is that correct?

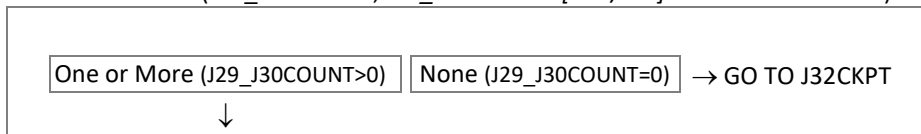
OTHKID END RULE: Whether This Person Selected as Other Birth Parent for More Children



End OTHKIDBLOCK

SECTION_J[1..24].J31NAME[1..20] [1..24]=AQSN of FU Member; [1..20]=Which child NOT previously reported

J31 RULE: #Other Children (J29_J30COUNT; J29_J30COUNT=[J29 /J30] minus CNTOTHKIDS)



J31, J31NAMM, J31NAML. (CATI) CHILD OF: [CYNAMF] [CYNAML]: [CYAQRTH], [CYFUHU], Age [AGEIWDAT] [(Respondent)]
 [LOOP 1: Now let's talk about [your / [REFERENCE PERSON]'s / [SPOUSE-PARTNER]'s / [OFUM]'s] [CNTOTHKIDS>0: other] [J29, J30, or J29_J30COUNT=1: child / J29, J30, or J29_J30COUNT>1: children]. What is [J29, J30, or J29_J30COUNT=1: this / J29, J30, or J29_J30COUNT>1: the [first / next]] child's name, including middle and last names? / LOOP 2-20: (Now let's talk about [your / [REFERENCE PERSON]'s / [SPOUSE-PARTNER]'s / [OFUM]'s] [CNTOTHKIDS>0: other] [J29, J30, or J29_J30COUNT=1: child / J29, J30, or J29_J30COUNT>1: children].) What is [J29, J30, or J29_J30COUNT=1: this / J29, J30, or J29_J30COUNT>1: the [first / next]] child's name (, including middle and last names)?]

- VERIFY or ASK First Name
- Ctrl-D and Ctrl-R not allowed; For DK/RF, type [DK] or [RF]
- [CYFUHU=FUMI, FU and AGEIWDAT<=17: Child(ren) in the FU:
[CYNAMF] [CYNAML], Birthdate [CYMOBRN/CYDAYBRN/CYRBRN], Age [AGEIWDAT], [CYAQRTH], [CYFUHU]]

String 25

(What is [this / the [first / next]] child's name, including middle and last names?)

- VERIFY or ASK Middle Name
- Ask for Middle Name but do not probe DK or RF
- If none, PRESS [Enter] to continue
- Ctrl-D and Ctrl-R not allowed; For DK/RF, PRESS [Enter] to continue
- [CYFUHU=FUMI, FU and AGEIWDAT<=17: Child(ren) in the FU:
[CYNAMF] [CYNAML], Birthdate [CYMOBRN/CYDAYBRN/CYRBRN], Age [AGEIWDAT], [CYAQRTH], [CYFUHU]]

String 25

(What is [this / the [first / next]] child's name, including middle and last names?)

- VERIFY or ASK Last Name
- Ctrl-D and Ctrl-R not allowed; For DK/RF, type [DK] or [RF]
- [CYFUHU=FUMI, FU and AGEIWDAT<=17: Child(ren) in the FU:
[CYNAMF] [CYNAML], Birthdate [CYMOBRN/CYDAYBRN/CYRBRN], Age [AGEIWDAT], [CYAQRTH], [CYFUHU]]

String 25

(WEB) [LOOP 1 & CNTOTHKIDS>0: You've already told us about [your / [REFERENCE PERSON]'s / [SPOUSE-PARTNER]'s / [OFUM]'s] [OTHKIDTABLE.KIDSCOUNT=1: child [CHILD NAME] / OTHKIDTABLE.KIDSCOUNT>1: children [CHILDREN NAMES]. These next questions are about [your / [REFERENCE PERSON]'s / [SPOUSE-PARTNER]'s / [OFUM]'s] [CNTOTHKIDS>0: other] [J29_J30COUNT=1: child / J29_J30COUNT>1: children].] What is [J29_J30COUNT=1: this / J29_J30COUNT>1: the [first / next]] child's name?

If you prefer not to enter this child's name, please enter a nickname or anything that will identify this child to you.

First Name

Middle Name

Last Name

OTHPARENTCKPT. CAI Checkpoint: J1CKPT Type

1. Type A (J1CKPT=1) → GO TO DADAQSN

5. Type B (J1CKPT=3, 4) or Type C (J1CKPT=6, 7, 11, 12, 9, 14, 16)



OTHPARENT. (CATI) [J31 NAME] CHILD OF: [CYNAMF] [CYNAML]: [CYAQRTH], [CYFUHU], Age [AGEIWDAT] [(Respondent)]

Who is [J31]'s ([J31NAML]) birth [J2=MALE: mother / J2=FEMALE: father]?

- Verify with earlier report from family listing info [F3]
- ENTER [96] if birth parent is not listed and R **cannot or will not** report the parent's name
- ENTER [97] if birth parent is not listed and R **can** report the parent's name

1–24. [CYNAMF] [CYNAML], [[ID68], [PN],] [CYAQRTH], [CYFUHU], DOB: [CYBMO/CYBDY/CYBYR], AGE: [AGEIWDAT]	AQSN list of non-deceased FU members age 12+ & opposite gender	
31–50. [OTHPARENTNAMF] [OTHPARENTNAML] (Other birth parent of [PREVIOUS J31])	List of OTHPARENT=97 for previous children	
51–60. Name unknown (Other birth parent of [PREVIOUS J31])	List of OTHPARENT=96 for previous children	
61–70. Donated sperm/egg or surrogate of [PREVIOUS J31]	List of OTHPARENT=95 for previous children	
95. Donated sperm/egg; Surrogate		
96. Other person-DK or RF name	DK/RF	97. Other person-specify name

(Assign DADAQSN/MOMASQSN)

GO TO OS1 RULE

(Assign DADAQSN/MOMASQSN)

GO TO OTHPARENTNAMF

(WEB) Who is ([J31]'s ([J31NAML]) / this child's) birth [J2=MALE: mother / J2=FEMALE: father]?

1–24. [CYNAMF] [CYNAML] (Age: [AGEIWDAT])	AQSN list of living, opposite gender FU members age 12+	
31–50. [PREVIOUS OTHPARENTNAMF/L] (Other birth parent of [[PREVIOUS J31] / the [first ... twentieth] child])	List of OTHPARENT=97 for previous children	
51–60. Name unknown (Other birth parent of [[PREVIOUS J31] / the [first ... twentieth] child])	List of OTHPARENT=96 for previous children	
61–70. Donated sperm/egg or surrogate of [[PREVIOUS J31] / the [first ... twentieth] child]	List of OTHPARENT=95 for previous children	
95. Donated sperm/egg or surrogate		
96. Other person - Name unknown or prefer not to provide name	NA	97. Other person - Specify name

(Assign DADAQSN/MOMASQSN)

GO TO OS1 RULE

(Assign DADAQSN/MOMASQSN)

GO TO OTHPARENTNAMF

SECTION_J[1..24].J31NAME[1..20].PARENTNOTINFU [1..24]=AQSN of FU Member; [1..20]=Which child

OTHPARENTNAMF, OTHPARENTNAML. (CATI) OTHER BIRTH PARENT OF: [J31 NAME] (Child of [CYNAMF] [CYNAML]: [CYAQRTH], [CYFUHU], Age [AGEIWDAT] [(Respondent)])

What is [her / his] name (first and last names)?

- ENTER Birth [Mother's / Father's] First Name
- ENTER names only; do not ENTER [DK, RF, UNKNOWN, etc.]
- If R cannot or will not report parent's name, GO BACK and ENTER [96] at OTHPARENT (other birth parent)

String 25

(What is [her / his] name (first and last names)?)

- ENTER Birth [Mother's / Father's] Last Name
- ENTER names only; do not ENTER [DK, RF, UNKNOWN, etc.]
- If R cannot or will not report parent's name, GO BACK and ENTER [96] at OTHPARENT (other birth parent)

String 25

(WEB) What is [J2=FEMALE: his / J2=MALE: her] name?

If you prefer not to enter this person's name, please enter a nickname or anything that will identify this person to you.

First Name

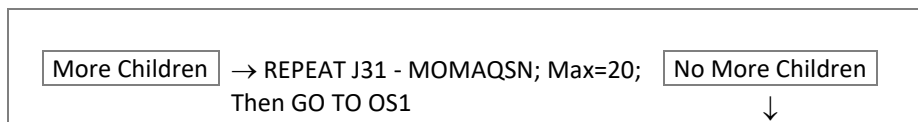
Last Name

End PARENTNOTINFU

DADAQSN. AQSN of Child's Birth Father; J2; or 1-24 if OTHPARENT=1-24; or null if OTHPARENT=31-97, DK, RF, NA. Assigned.

MOMAQSN. AQSN of Child's Birth Mother; J2; or 1-24 if OTHPARENT=1-24; or null if OTHPARENT=31-97, DK, RF, NA. Assigned.

OS1 RULE: Whether More Children at J29 or J30



End J31NAME

SECTION_J[1..24].OS1_OS9[1..20] [1..24]=AQSN of FU Member; [1..20]=Which child

OS1. (CATI) [J31 NAME] CHILD OF: [CYNAMF] [CYNAML]: [CYAQRTH], [CYFUHU], Age [AGEIWDAT] [(Respondent)]
(Now) Let's talk about [J31] [J31NAML]. (We can't always tell from a name. Is that a male or a female?)

(WEB) [J29_J30COUNT>1: These next questions are about [[J31] [J31NAML] / the [first / next] child].

Is [[J31] ([J31NAML]) / this child] ...?

OS2MO, OS2DY, OS2YR. (CATI) [J31 NAME] CHILD OF: [CYNAMF] [CYNAML]: [CYAQRTH], [CYFUHU], Age [AGEIWDAT] [(Respondent)]

What is [CHILD]'s full birthdate?

- **SELECT Month**
- **IF NECESSARY:** What would be your best estimate?
- **IF needed:** Please remember that all of your responses are confidential.

Select ▾	1. January	5. May	9. September	21. Winter (Dec-Feb)
	2. February	6. June	10. October	22. Spring (Mar-May)
	3. March	7. July	11. November	23. Summer (Jun-Aug)
	4. April	8. August	12. December	24. Fall (Sep-Nov)

(What is [CHILD]'s full birthdate?)

The month entered is: [OS2MO]

- **ENTER day**
- **IF needed:** Please remember that all of your responses are confidential.

Select ▾	1 – 31
----------	--------

(What is [CHILD]'s full birthdate?)

The month entered is: [OS2MO]

- **ENTER the year below**
- **IF needed:** Please remember that all of your responses are confidential.

1901 – [CYEAR]	<input type="radio"/> 9996. [P2YEAR]-[CYEAR] but don't know which year (SP_0B)
	<input type="radio"/> 9997. Before [P2YEAR] but don't know exact year (SP_0A)

SIGNAL for J28=YES & OS2YR<P2YEAR or 9997: Years prior to [P2YEAR] are not allowed since we are asking about children born since [PYIWDAT]. Please VERIFY child's year of birth.

(WEB) What is [(J31)]'s ([J31NAML]) / this child's birthdate?

Please remember that all of your responses are confidential.

Select ▾	Month or Season	1. January	5. May	9. September	21. Winter (Dec-Feb)
		2. February	6. June	10. October	22. Spring (Mar-May)
		3. March	7. July	11. November	23. Summer (Jun-Aug)
		4. April	8. August	12. December	24. Fall (Sep-Nov)

Select ▾	Day	1 – 31
----------	-----	--------

1901 – [CYEAR]	Year
----------------	------

<input type="radio"/> 9996. [P2YEAR]-[CYEAR] but don't know which year (SP_0B)
--

<input type="radio"/> 9997. Before [P2YEAR] but don't know exact year (SP_0A)

CHECK: Please enter a date before today.

CHECK for J1CKPT=TYPE A, B, C1E & OS2YR<P2YEAR: Please enter a year from [P2YEAR] to [CYEAR].

OS2 END RULE: Whether Child Born Before P2YEAR or in P2YEAR or Later

Born Before P2YEAR (OS2YR < P2YEAR or 9997)	Born in P2YEAR or Later (OS2YR=P2YEAR-CYEAR or 9996)	All Others (OS2YR=DK, RF, NA)
GO TO OS4TOWN	↓	GO TO OS4TOWN

OS3LBS, OS3OZ. (CATI) [J31 NAME] CHILD OF: [CYNAMF] [CYNAML]: [CYAQRTH], [CYFUHU], Age [AGEIWDAT] [(Respondent)]

How much did [he / she] weigh at birth?

- ENTER weight in POUNDS and OUNCES
- Or PRESS [Enter] to go to next screen for kilograms

[ENTER] → GO TO OS3KILO 0 – 97 DK/RF → GO TO OS3A



- The weight in pounds entered is: [OS3LBS]
- ENTER the OUNCES

0 – 15 → GO TO OS10A

OS3KILO. (CATI) [J31 NAME] CHILD OF: [CYNAMF] [CYNAML]: [CYAQRTH], [CYFUHU], Age [AGEIWDAT] [(Respondent)]

(How much did [he / she] weigh at birth?)

- ENTER weight in KILOGRAMS

0.0 – 7.0 → GO TO OS10A DK/RF

GO TO OS3A

(WEB) How much did [[J31] ([J31NAML])] / this child] weigh at birth?

OS3LBS, OS3OZ. *Default*

To enter kilograms instead, click here.

0 – 97 Pounds 0 – 15 Ounces NA → GO TO OS3A

CHECK: Please enter a number from 0 to 97. CHECK: Please enter a number from 0 to 15.

GO TO OS10A

OS3KILO. *Alternate*

To enter pounds and ounces instead, click here.

0.0 – 7.0 Kilograms NA → GO TO OS3A

CHECK: Please enter a number from 0.0 to 7.0.

GO TO OS10A

OS3A. (CATI) [J31 NAME] CHILD OF: [CYNAMF] [CYNAML]: [CYAQRTH], [CYFUHU], Age [AGEIWDAT] [(Respondent)]

Did [he / she] weigh more than 5-1/2 pounds (2500 grams) or less than 5-1/2 pounds (2500 grams), or what?

1. More than 5-1/2 pounds 2. Less than 5-1/2 pounds 3. About 5-1/2 pounds DK/RF

GO TO OS3B

GO TO OS10A

(WEB) Did [[J31] ([J31NAML])] / this child] weigh ...?

1. More than 5-1/2 pounds (2500 grams) 2. Less than 5-1/2 pounds (2500 grams) 3. About 5-1/2 pounds (2500 grams) NA

GO TO OS3B

GO TO OS10A

OS3B. (CATI) [J31 NAME] CHILD OF: [CYNAMF] [CYNAML]: [CYAQRTH], [CYFUHU], Age [AGEIWDATE] [(Respondent)]

Did [he / she] weigh more than 9 pounds (4100 grams) or less than 9 pounds (4100 grams), or what?

1. More than 9 pounds 2. Less than 9 pounds 3. About 9 pounds

(WEB) Was that ...?

1. More than 9 pounds (4100 grams) 2. Less than 9 pounds (4100 grams) 3. About 9 pounds (4100 grams)

OS10A. (CATI) [J31 NAME] CHILD OF: [CYNAMF] [CYNAML]: [CYAQRTH], [CYFUHU], Age [AGEIWDATE] [(Respondent)]

What was [his / her] length at birth?

- ENTER length in INCHES
- Or PRESS [Enter] to go to next screen for centimeters

[ENTER] 0 – 97 → GO TO OS10B DK/RF → GO TO OS10C

GO TO OS10CENT

CHECK: Please enter a number from 6 to 30.

OS10CENT. (CATI) [J31 NAME] CHILD OF: [CYNAMF] [CYNAML]: [CYAQRTH], [CYFUHU], Age [AGEIWDATE] [(Respondent)]

(What was [his / her] length at birth?)

- ENTER length in CENTIMETERS

0.0 – 97.0 DK/RF → GO TO OS10C

GO TO OS10B

CHECK: Please enter a number from 15.2 to 76.2.

(WEB) What was [[J31]'s ([J31NAML]) / this child's] length at birth?

OS10A. Default

To enter centimeters instead, click here.

0 – 97 Inches NA → GO TO OS10C

CHECK: Please enter a number from 6 to 30.

OS10CENT. Alternate

To enter inches instead, click here.

0.0 – 97.0 Centimeters NA → GO TO OS10C

CHECK: Please enter a number from 15.2 to 76.2.

GO TO OS10B

OS10B. (CATI) [J31 NAME] CHILD OF: [CYNAMF] [CYNAML]: [CYAQRTH], [CYFUHU], Age [AGEIWDATE] [(Respondent)]

INTERVIEWER: Did R indicate that the length of the baby was an estimate?

1. Yes 5. No

(WEB) Is that ([OS10A] inches / [OS10CENT] centimeters)) an estimate?

1. Yes 5. No

Birth Year=P2Year-CYear

OS10C. (CATI) [J31 NAME] CHILD OF: [CYNAMF] [CYNAML]: [CYAQRTH], [CYFUHU], Age [AGEIWDAT] [(Respondent)]

Did [you / [MOTHER]] [MOMAQSN=RESPAQSN: you / OTHPARENT=1-24: [CYNAM] / OTHPARENT=31-50, 97: [OTHPARENTNAME] / OTHPARENT=51-70, 95, 96, DK, RF, NA: [J31]'s ([J31NAML]) mother] breastfeed [J31] ([J31NAML]) at all?

- ENTER [1] for any amount of breastfeeding by R
- ENTER [1] if R only expressed or pumped breastmilk to be fed to the baby
- ENTER [1] if R is still breastfeeding this child

1. Yes 5. No

(WEB) Did [you / [MOTHER]] [MOMAQSN=RESPAQSN: you / OTHPARENT=1-24: [CYNAM] / OTHPARENT=31-50, 97: [OTHPARENTNAME] / OTHPARENT=51-70, 95, 96, DK, RF, NA: [J31]'s ([J31NAML]) / this child's] mother] breastfeed [J31] ([J31NAML]) / this child] at all or is she still breastfeeding? Please include any amount of breastfeeding no matter how small, and breastmilk that is expressed or pumped.

1. Yes 5. No

OS4COUNTRY (OS4CTRYNAME), OS4TOWN, OS4STATE (OS4STABBR).

(CATI) [J31 NAME] CHILD OF: [CYNAMF] [CYNAML]: [CYAQRTH], [CYFUHU], Age [AGEIWDAT] [(Respondent)]

Where was [he / she] ([J31] [J31NAML]) born? (In what country was [he / she] born?)

- ENTER [185 UNITED STATES] for Puerto Rico, U.S. Virgin Islands, Guam, American Samoa or the Northern Mariana Islands

Select ▾ 1 – 193 (Defaults to 185/US)

In what city was [he / she] ([J31] [J31NAML]) born?

- For Don't Know, ENTER [Ctrl D]
- For Refusal, ENTER [Ctrl R]

String 25

(In what state (of the U.S.) was that?) (For COUNTRY=185)

Select ▾ 1 – 57 (Assigned 57/FC if Country<>185)

(WEB) Where was [J31] ([J31NAML]) / this child] born?

Country

Select ▾ 1 – 193 (Defaults to 185/US)

United States includes Puerto Rico, U.S. Virgin Islands, Guam, American Samoa and the Northern Mariana Islands

City

String 25

State

Select ▾ 1 – 57 (Assigned 57/FC if Country<>185)

OS5. (CATI ONLY) [J31 NAME] CHILD OF: [CYNAMF] [CYNAML]: [CYAQRTH], [CYFUHU], Age [AGEIWDAT] [(Respondent)]
Is [J31] ([J31NAML]) living with [you / [REFERENCE PERSON] / [SPOUSE-PARTNER] / [OFUM]] now, away with
[his / her] [J2=FEMALE: father / J2=MALE: mother], with some other relative, (has [he / she] set up a separate
household), or what?

- If R says "adopted out", PROBE: Was that to a relative or to a non-relative?

1. Living in FU now	7. Other-specify (OS5SPEC. Specify (String 100))	
2. Living with father elsewhere	8. Adopted out to relative	
3. Living with mother elsewhere	9. Adopted out to non-relative	
4. Living with other relative elsewhere	10. Adopted out; don't know/refused to whom	
5. Set up a separate household	6. Deceased	11. Fostered out
		DK/RF
GO TO OS7	GO TO OS6MO	GO TO OS7

OS5A_W. (WEB ONLY) Where is [J31] ([J31NAML]) / this child] now?

1. Living here with this family 1	2. Living somewhere else	3. Adopted	4. Passed away; died
7. Other - Please specify: (OS5ASPEC)	GO TO OS5B_W	GO TO OS5C_W	GO TO OS6MO
NA			
GO TO OS7			

OS5B_W. (WEB ONLY) With whom is [J31] ([J31NAML]) / this child] living?

1. [His / Her / Their] father	2. [His / Her / Their] mother	3. Another relative
4. On [his / her / their] own, in a separate household 5	5. A foster family	
7. Other - Please specify: (OS5BSPEC) 7		
GO TO OS7		

OS5C_W. (WEB ONLY) By whom was [J31] ([J31NAML]) / this child] adopted?

1. A relative	2. A non-relative	3. Don't know or would rather not say	7. Other - Please specify: (OS5CSPEC)
GO TO OS7			

OS6MO, OS6YR. (CATI) [J31 NAME] CHILD OF: [CYNAMF] [CYNAML]: [CYAQRTH], [CYFUHU], Age [AGEIWDAT] [(Respondent)]

We are very sorry for your loss. In what month and year did [he / she] die?

- SELECT Month and [Enter] to go to next screen for year
- IF NECESSARY: What would be your best estimate?

Select ▾	1. January	5. May	9. September	21. Winter (Dec-Feb)
	2. February	6. June	10. October	22. Spring (Mar-May)
	3. March	7. July	11. November	23. Summer (Jun-Aug)
	4. April	8. August	12. December	24. Fall (Sep-Nov)

The month entered is: [OS6MO]

- ENTER the year below

1901 – [CYEAR]	<input type="radio"/> 9996. [P2YEAR]-[CYEAR] but don't know which year (SP_OB)
	<input type="radio"/> 9997. Before [P2YEAR] but don't know exact year (SP_OA)

GO TO OS8 RULE

(WEB) We are very sorry for your loss.

In what month and year did [(J31) [(J31NAML)] / this child] die?

If you do not know the month, please select the season.

Select ▾	Month or Season	1. January	5. May	9. September	21. Winter (Dec-Feb)
		2. February	6. June	10. October	22. Spring (Mar-May)
		3. March	7. July	11. November	23. Summer (Jun-Aug)
		4. April	8. August	12. December	24. Fall (Sep-Nov)

1901 – [CYEAR]	Year
<input type="radio"/> 9996. [P2YEAR]-[CYEAR] but don't know which year (SP_OB)	
<input type="radio"/> 9997. Before [P2YEAR] but don't know exact year (SP_OA)	

GO TO OS8 RULE

CHECK: Please enter a date before today.

OS7. (CATI) [J31 NAME] CHILD OF: [CYNAMF] [CYNAML]: [CYAQRTH], [CYFUHU], Age [AGEIWDAT] [(Respondent)]

Is [he / she] Spanish, Hispanic, or Latino? That is, Mexican, Mexican American, Chicano, Puerto Rican, Cuban, or other Spanish?

0. Is not Spanish/Hispanic	1. Mexican	2. Mexican American	3. Chicano
4. Puerto Rican	5. Cuban	7. Other-specify (OS7SPEC. Specify (String 100))	

(WEB) What are [CHILD]'s Hispanic, Latino or Spanish origins or background?

0. None, not Spanish, Hispanic, or Latino	1. Mexican	2. Mexican American	3. Chicano
4. Puerto Rican	5. Cuban	7. Other - Please specify: (OS7SPEC)	

OS8. (CATI) [J31 NAME] CHILD OF: [CYNAMF] [CYNAML]: [CYAQRTH], [CYFUHU], Age [AGEIWDAT] [(Respondent)]

What is [his / her] race? Is [he / she] white, black, American Indian, Alaska Native, Asian, Native Hawaiian, or Pacific Islander?

- ENTER all that apply
- PROBE: Any others?

1. White	2. Black, African-American	3. American Indian or Alaska Native	4. Asian
5. Native Hawaiian	6. Pacific Islander	7. Other-specify (OS8SPEC. Specify (String 100))	DK/RF GO TO OS8A

GO TO OS8 RULE

(WEB) What is [CHILD]'s race?

Please select all that apply.

1. White	2. Black, African-American	3. American Indian or Alaska Native	4. Asian
5. Native Hawaiian	6. Pacific Islander	7. Other - Please specify: (OS8SPEC)	NA GO TO OS8A

GO TO OS8 RULE

OS8A. (CATI) [J31 NAME] CHILD OF: [CYNAMF] [CYNAML]: [CYAQRTH], [CYFUHU], Age [AGEIWDAT] [(Respondent)]

Would that be Chinese, Filipino, Asian Indian, or what?

1. Chinese	2. Filipino	3. Asian Indian	4. Japanese	5. Korean	6. Vietnamese
7. Other-specify (OS8ASPEC. Specify (String 100))					

(WEB) What are [CHILD]'s specific Asian origins or background?

1. Chinese	2. Filipino	3. Asian Indian	4. Japanese	5. Korean	6. Vietnamese
7. Other - Please specify: (OS8ASPEC)					

OS8 RULE: Whether More Children at J29 or J30

More Children	→ REPEAT OS1 - OS8ASPEC; Max=20; Then GO TO OS10CKPT	No More Children
		↓

OS10CKPT. CAI Checkpoint: Child Qualifier - Whether Newborn & Not Adopted Out

1. Newborn, Not Adopted Out (OS5=1-5, 7, 11 or OS5A_W=1, 7 or OS5B_W=1-7) & ((IWTP=REINT & OS2>PYIWDAT or OS2YR=P2YR-CYR or 9996) or (IWTYPE<>REINT & OS2YR=P2YR-CYR or 9996)))	5. All Others
---	---------------

Birth Year=P2Year-CYear and Not Adopted Out

OS71CKPT. CAI Checkpoint: Whether Multiple Newborns Not Adopted Out & Have Same Birthdate +/- 1 Day

Multiple Newborns, Not Adopted Out & Same Birthdate	8. All Others	→ GO TO OS11CKPT
1. Twins	2. Triplets	3. Quadruplets
4. Quintuplets	5. Sextuplets	6. Septuplets
7. Octuplets		
↓		

End OS1_OS9

Biological Newborn - Multiple Birth**SECTION_J[1..24].MULTIPLE[1..10]** [1..24]=AQS of FU Member; [1..10]=Which multiple birth

OS71. (CATI) Child [1-8]: [J31 NAME], DOB: [OS2BMO/OS2BDY/OS2BYR]

Is it correct that [J31] ([J31NAML]) and [J31] ([J31NAML]) [and [J31] ([J31NAML]) ...] are [twins / triplets / quadruplets / quintuplets / sextuplets / septuplets / octuplets]?

1. Yes	5. No	→ GO TO OS11CKPT
--------	-------	------------------

GO TO OS72

(WEB) Is it correct that [[J31] ([J31NAML]) and [J31] ([J31NAML]) [and [J31] ([J31NAML]) ...] / these children] are [twins / triplets / quadruplets / quintuplets / sextuplets / septuplets / octuplets]?

1. Yes	5. No	→ GO TO OS11CKPT
--------	-------	------------------

GO TO OS72

OS72. (CATI) Child [1-8]: [J31 NAME], DOB: [OS2BMO/OS2BDY/OS2BYR]

Are they identical [twins / triplets / quadruplets / quintuplets / sextuplets / septuplets / octuplets] or are they fraternal [twins / triplets / quadruplets / quintuplets / sextuplets / septuplets / octuplets]?

- IF [twins / triplets / quadruplets / quintuplets / sextuplets / septuplets / octuplets] are not the same sex, they are fraternal

1. Identical	2. Fraternal	DK/RF	→ GO TO OS74
--------------	--------------	-------	--------------

GO TO OS73

(WEB) Are they ...?

1. Identical [twins / triplets / quadruplets / quintuplets / sextuplets / septuplets / octuplets]	2. Fraternal [twins / triplets / quadruplets / quintuplets / sextuplets / septuplets / octuplets]	NA GO TO OS74
---	---	------------------

GO TO OS73

OS73. (CATI) Child [1-8]: [J31 NAME], DOB: [OS2BMO/OS2BDY/OS2BYR]

How do you know they are [identical / fraternal] [twins / triplets / quadruplets / quintuplets / sextuplets / septuplets / octuplets]?

- ENTER all that apply
- PROBE: Any others?

1. Cheek swab DNA test	2. Blood DNA test	3. Placental membrane DNA test
4. Blood typing test	5. Observation of placenta	6. Doctor/midwife told me
7. Completed a questionnaire	8. Someone else not present at delivery told me	
OS72=FRATERNAL: 9. Newborns of different sex		97. Other-specify (OS73SPEC. Specify. (String 100))

(WEB) How do you know they are [identical / fraternal] [twins / triplets / quadruplets / quintuplets / sextuplets / septuplets / octuplets]?

Please select all that apply.

1. A cheek swab DNA test	2. A blood DNA test	3. A placental membrane DNA test
4. A blood typing test	5. By observation of the placenta	6. Informed by the doctor or midwife
7. Through a completed questionnaire	8. Informed by someone else not present at the delivery	
OS72=FRATERNAL: 9. The newborns are different sexes		97. Other - Please specify: (OS73SPEC)

OS74. (CATI) Child [1-8]: [J31 NAME], DOB: [OS2BMO/OS2BDY/OS2BYR]

Are they often mistaken for each other, or are they different enough to tell apart?

- ☐ 1. Often mistaken for one another ☐ 2. Different enough to tell apart

(WEB) Are they ...?

- ☐ 1. Often mistaken for each other ☐ 2. Different enough to tell apart

End MULTIPLE

Biological Newborn

SECTION_J[1..24].NEWBORNNOTADP[1..10] [1..24]=AQSN of FU Member; [1..10]=Which birth

OSAQSN. AQSN of FU Member. Assigned.

DADAQSN. AQSN of Child's Birth Father. Assigned.

MOMASQSN. AQSN of Child's Birth Mother. Assigned.

OS11CKPT. CAI Checkpoint: Whether Newborn is Single or Multiple Birth

<input type="checkbox"/> 1. Single Birth; or 1 st Newborn of Multiple Birth	<input type="checkbox"/> 5. Other Newborn of Multiple Birth → GO TO OS28CKPT
↓	

OS11_1CKPT. CAI Checkpoint: Whether R is Parent of Newborn

<input type="checkbox"/> 1. R=Parent (RESPAQSN=MOMASQSN or DADAQSN) → GO TO OS11	<input type="checkbox"/> 5. All Others
↓	

OS11_1. (CATI) [J31 NAME] etc [CHILD/CHILDREN] OF: [CYNAMEF] [CYNAML]: [CYAQRTH], [CYFUHU], Age [AGEIWDAT] [(Respondent)]

Next are some questions about [your / [MOTHER]'s / [J31]'s ([J31NAML]) [*MULT BIRTH*: and [J31]'s ([J31NAML]) etc] mother's] pregnancy and the birth of [J31] ([J31NAML]) [*MULT BIRTH*: and [J31] ([J31NAML]) etc].

Would you be able to answer these questions?

- ☐ 1. Yes ☐ 5. No → GO TO OS64CKPT

GO TO OS11

(WEB) Next are some questions about [your / [MOTHER]'s / [J31]'s ([J31NAML]) [*MULT BIRTH*: and [J31]'s ([J31NAML]) etc] mother's / the [twins / triplets / quadruplets / quintuplets / sextuplets / septuplets / octuplets] mother's] pregnancy and the birth of [*SINGLE BIRTH*: [J31] ([J31NAML]) / this child] / [*MULT BIRTH*: the [twins / triplets / quadruplets / quintuplets / sextuplets / septuplets / octuplets]].

Would you be able to answer these questions?

- ☐ 1. Yes ☐ 5. No → GO TO OS64CKPT

GO TO OS11

OS11. (CATI) [J31 NAME] etc [CHILD/CHILDREN] OF: [CYNAMF] [CYNAML]: [CYAQRTH], [CYFUHU], Age [AGEIWDAT] [(Respondent)]

How many weeks pregnant [were / was] [you / [MOTHER] / [J31]'s ([J31NAML]) [MULT BIRTH: and [J31]'s ([J31NAML]) etc] mother] when [you / she] learned that [you were / she was] pregnant with [J31] ([J31NAML]) [MULT BIRTH: and [J31] ([J31NAML]) etc]?

- ENTER number of weeks
- Weeks of pregnancy should be counted as completed weeks since the last normal menstrual period.

0 – 40

DK/RF

GO TO OS13 GO TO OS12

(WEB) How many weeks pregnant [were / was] [you / [MOTHER] / [J31]'s ([J31NAML]) [MULT BIRTH: and [J31]'s ([J31NAML]) etc] mother / the [twins / triplets / quadruplets / quintuplets / sextuplets / septuplets / octuplets] mother] when [you / she] learned that [you were / she was] pregnant with [[J31] ([J31NAML]) [MULT BIRTH: and [J31] ([J31NAML]) and etc] / this child / the [twins / triplets / quadruplets / quintuplets / sextuplets / septuplets / octuplets]]?

Weeks of pregnancy should be counted as completed weeks since the last normal menstrual period.

0 – 40

Weeks

NA

GO TO OS13 GO TO OS12

CHECK: Please enter a number from 0 to 40.

OS12. (CATI) [J31 NAME] etc [CHILD/CHILDREN] OF: [CYNAMF] [CYNAML]: [CYAQRTH], [CYFUHU], Age [AGEIWDAT] [(Respondent)]

Was it less than three months (12 weeks), more than three months (12 weeks), or what?

1. Less than 3 months

2. More than 3 months

3. About 3 months

DK/RF

GO TO OS13

GO TO OS12A

GO TO OS13

(WEB) Was it ...

1. Less than 3 months
(12 weeks)

2. More than 3 months
(12 weeks)

3. About 3 months
(12 weeks)

NA

GO TO OS13

GO TO OS12A

GO TO OS13

OS12A. (CATI) [J31 NAME] etc [CHILD/CHILDREN] OF: [CYNAMF] [CYNAML]: [CYAQRTH], [CYFUHU], Age [AGEIWDAT] [(Respondent)]

Was it less than six months (24 weeks), more than six months (24 weeks), or what?

1. Less than 6 months

2. More than 6 months

3. About 6 months

(WEB) Was it ...

1. Less than 6 months
(24 weeks)

2. More than 6 months
(24 weeks)

3. About 6 months
(24 weeks)

OS13. (CATI) [J31 NAME] etc [CHILD/CHILDREN] OF: [CYNAMF] [CYNAML]: [CYAQRTH], [CYFUHU], Age [AGEIWDAT] [(Respondent)]

In the 6 months before [you / [MOTHER] / [J31]'s ([J31NAML]) [*MULT BIRTH*: and [J31]'s ([J31NAML]) etc] mother] found out [you were / she was] pregnant (with [J31] ([J31NAML]) [*MULT BIRTH*: and [J31] ([J31NAML]) etc]), how many cigarettes did [you / she] smoke a day, on average?

- DEFINITION: A standard pack of cigarettes contains 20 cigarettes

GO TO OS16 GO TO OS14

(WEB) In the 6 months before [you / [MOTHER] / [J31]'s ([J31NAML]) [*MULT BIRTH*: and [J31]'s ([J31NAML]) etc] mother / the [twins / triplets / quadruplets / quintuplets / sextuplets / septuplets / octuplets] mother] found out [you were / she was] pregnant with [[J31] ([J31NAML]) [*MULT BIRTH*: and [J31] ([J31NAML]) and etc] / this child / the [twins / triplets / quadruplets / quintuplets / sextuplets / septuplets / octuplets]], how many cigarettes did [you / she] smoke a day, on average?

A standard pack of cigarettes contains 20 cigarettes.

Cigarettes

GO TO OS16 GO TO OS14

CHECK: Please enter a number from 0 to 997.

OS14. (CATI) [J31 NAME] etc [CHILD/CHILDREN] OF: [CYNAMF] [CYNAML]: [CYAQRTH], [CYFUHU], Age [AGEIWDAT] [(Respondent)]

After [you / [MOTHER] / [J31]'s ([J31NAML]) [*MULT BIRTH*: and [J31]'s ([J31NAML]) etc] mother] found out [you were / she was] pregnant this time (with [J31] ([J31NAML]) [*MULT BIRTH*: and [J31] ([J31NAML]) etc]), did [you / she] smoke cigarettes at all during the pregnancy?

→ GO TO OS16

GO TO OS15

(WEB) After [you / [MOTHER] / [J31]'s ([J31NAML]) [*MULT BIRTH*: and [J31]'s ([J31NAML]) etc] mother / the [twins / triplets / quadruplets / quintuplets / sextuplets / septuplets / octuplets] mother] found out [you were / she was] pregnant this time with [[J31] ([J31NAML]) [*MULT BIRTH*: and [J31] ([J31NAML]) and etc] / this child / the [twins / triplets / quadruplets / quintuplets / sextuplets / septuplets / octuplets]], did [you / she] smoke cigarettes at all during the pregnancy?

→ GO TO OS16

GO TO OS15

OS15. (CATI) [J31 NAME] etc [CHILD/CHILDREN] OF: [CYNAMF] [CYNAML]: [CYAQRTH], [CYFUHU], Age [AGEIWDAT] [(Respondent)]

On average, how many cigarettes did [you / [MOTHER] / [J31]'s ([J31NAML]) (*MULT BIRTH:* and [J31]'s ([J31NAML]) etc] mother] smoke per day after [you / she] found out that [you were / she was] pregnant this time (with [J31] ([J31NAML]) (*MULT BIRTH:* and [J31] ([J31NAML]) etc)?

- DEFINITION: A standard pack of cigarettes contains 20 cigarettes

0 – 997

(WEB) On average, how many cigarettes did [you / [MOTHER] / [J31]'s ([J31NAML]) (*MULT BIRTH:* and [J31]'s ([J31NAML]) etc] mother / the [twins / triplets / quadruplets / quintuplets / sextuplets / septuplets / octuplets] mother] smoke per day after [you / she] found out that [you were / she was] pregnant this time with [[J31] ([J31NAML]) (*MULT BIRTH:* and [J31] ([J31NAML]) and etc] / this child / the [twins / triplets / quadruplets / quintuplets / sextuplets / septuplets / octuplets]]?

A standard pack of cigarettes contains 20 cigarettes.

0 – 997 Cigarettes

CHECK: Please enter a number from 0 to 997.

OS16. (CATI) [J31 NAME] etc [CHILD/CHILDREN] OF: [CYNAMF] [CYNAML]: [CYAQRTH], [CYFUHU], Age [AGEIWDAT] [(Respondent)]

Did [you / [MOTHER] / [J31]'s ([J31NAML]) (*MULT BIRTH:* and [J31]'s ([J31NAML]) etc] mother] drink any alcoholic beverages, including beer, wine, or liquor, during the 12 months before [J31] ([J31NAML]) (*MULT BIRTH:* and [J31] ([J31NAML]) etc] [was / were] born?

1. Yes

5. No

→ GO TO OS19

GO TO OS17

(WEB) Did [you / [MOTHER] / [J31]'s ([J31NAML]) (*MULT BIRTH:* and [J31]'s ([J31NAML]) etc] mother / the [twins / triplets / quadruplets / quintuplets / sextuplets / septuplets / octuplets] mother] drink any alcoholic beverages, including beer, wine, or liquor, during the 12 months before [[J31] ([J31NAML]) (*MULT BIRTH:* and [J31] ([J31NAML]) and etc] / this child / the [twins / triplets / quadruplets / quintuplets / sextuplets / septuplets / octuplets]] [was / were] born?

1. Yes

5. No

→ GO TO OS19

GO TO OS17

OS17. (CATI) [J31 NAME] etc [CHILD/CHILDREN] OF: [CYNAMF] [CYNAML]: [CYAQRTH], [CYFUHU], Age [AGEIWDAT] [(Respondent)]

During [your / that] pregnancy, on average, how often did [you / she] have any alcohol to drink? Would you say: never, less than once a month, about once a month, several times a month, about once a week, several times a week, or every day?

1. Never

2. Less than once a month

3. About once a month

4. Several times a month

5. About once a week

6. Several times a week

7. Every day

(WEB) During [your / that] pregnancy, on average, how often did [you / she] have any alcohol to drink?

1. Never

2. Less than once a month

3. About once a month

4. Several times a month

5. About once a week

6. Several times a week

7. Every day

OS19. (CATI) [J31 NAME] etc [CHILD/CHILDREN] OF: [CYNAMF] [CYNAML]: [CYAQRTH], [CYFUHU], Age [AGEIWDAT] [(Respondent)]

Was a cesarean delivery done?

- IF NECESSARY, PROBE: (Was/Were) [J31] ([J31NAML]) [MULT BIRTH: and [J31] ([J31NAML]) etc] delivered by an incision in [your / [MOTHER]'s / [J31]'s ([J31NAML]) [MULT BIRTH: and [J31]'s ([J31NAML]) etc] mother's] abdomen?

1. Yes

5. No

→ GO TO OS23Months

GO TO OS20

(WEB) Was a cesarean delivery done?

A cesarean delivery is one in which the baby is delivered by an incision in the mother's abdomen.

1. Yes

5. No

→ GO TO OS23Months

GO TO OS20

OS20. (CATI) [J31 NAME] etc [CHILD/CHILDREN] OF: [CYNAMF] [CYNAML]: [CYAQRTH], [CYFUHU], Age [AGEIWDAT] [(Respondent)]

Was this [your / [MOTHER]'s / [J31]'s ([J31NAML]) [MULT BIRTH: and [J31]'s ([J31NAML]) etc] mother's] first cesarean delivery, or did [you / she] have one before?

1. Yes, first cesarean

5. No, had cesarean before

(WEB) Was this [your / [MOTHER]'s / [J31]'s ([J31NAML]) [MULT BIRTH: and [J31]'s ([J31NAML]) etc] mother's / the [twins / triplets / quadruplets / quintuplets / sextuplets / septuplets / octuplets] mother's] first cesarean delivery, or did [you / she] have one before?

1. First cesarean delivery

5. Has had a cesarean delivery before

OS23MONTHS, OS23WEEKS. (CATI) [J31 NAME] etc [CHILD/CHILDREN] OF: [CYNAMF] [CYNAML]: [CYAQRTH], [CYFUHU], Age [AGEIWDAT] [(Respondent)]

How many months or weeks had [you / [MOTHER] / [J31]'s ([J31NAML]) [*MULT BIRTH*: and [J31]'s ([J31NAML]) etc] mother] been pregnant when [J31] ([J31NAML]) [*MULT BIRTH*: and [J31] ([J31NAML]) etc] [was / were] born?

- ENTER number of months here and number of weeks on next screen
- ENTER [0] if R reports number of weeks only
- PROBE for an exact number; Fill fields for both months and weeks as R reports them. For example:
 "2 1/2 months" should be entered as 2 months and 2 weeks
 "9 months" would be entered as 9 months and 0 weeks.
 "40 weeks" would be entered as 0 months and 40 weeks

0 – 10 DK/RF → GO TO OS24

(How many months or weeks had [you / [MOTHER] / [J31]'s ([J31NAML]) [*MULT BIRTH*: and [J31]'s ([J31NAML]) etc] mother] been pregnant when [J31] ([J31NAML]) [*MULT BIRTH*: and [J31] ([J31NAML]) etc] [was / were] born?)

- ENTER number of weeks
- ENTER [0] for None
- PROBE for an exact number; Fill fields for both months and weeks as R reports them. For example:
 "2 1/2 months" should be entered as 2 months and 2 weeks
 "9 months" would be entered as 9 months and 0 weeks.
 "40 weeks" would be entered as 0 months and 40 weeks

0 – 44 DK/RF → GO TO OS24

GO TO OS27

SIGNAL for <6 months/24 weeks or >10 months/44 weeks: R has reported a [live birth occurring earlier than 24 weeks or 6 months of pregnancy / pregnancy longer than 44 weeks or 10 months]. This is extremely unlikely. Please correct the months or weeks of gestation, if necessary. If you suppress this check, please enter an F2 comment for the reason.

(WEB) How many months or weeks had [you / [MOTHER] / [J31]'s ([J31NAML]) [*MULT BIRTH*: and [J31]'s ([J31NAML]) etc] mother / the [twins / triplets / quadruplets / quintuplets / sextuplets / septuplets / octuplets] mother] been pregnant when [[J31] ([J31NAML]) [*MULT BIRTH*: and [J31] ([J31NAML]) and etc] / this child / the [twins / triplets / quadruplets / quintuplets / sextuplets / septuplets / octuplets]] [was / were] born?

Please provide a number of weeks or a number of months.

A normal pregnancy is about 36 weeks or 9 months.

OS23WKS. Default

OS23MOS. Alternate

To enter number of months instead, click here.

To enter number of weeks instead, click here.

1 – 44 Number of weeks

NA

1 – 10 Number of months

NA

GO TO OS27

GO TO OS24

GO TO OS27

GO TO OS24

SIGNAL for <24 weeks/6 months: Please confirm your response of [[OS23WKS] weeks / [OS23MOS] months].

CHECK: Please enter a number from 1 to [OS23WKS: 44 / OS23MOS: 10].

OS24. (CATI) [J31 NAME] etc [CHILD/CHILDREN] OF: [CYNAMF] [CYNAML]: [CYAQRTH], [CYFUHU], Age [AGEIWDAT] [(Respondent)]

A preterm delivery is one that occurs at 36 weeks or earlier in pregnancy. As far as you know, did [you / [MOTHER] / [J31]'s ([J31NAML])] [MULT BIRTH: and [J31]'s ([J31NAML])] etc] mother] have a preterm delivery?

1. Yes 5. No

(WEB) A preterm delivery is one that occurs at 36 weeks or earlier in pregnancy. As far as you know, did [you / [MOTHER] / [J31]'s ([J31NAML])] [MULT BIRTH: and [J31]'s ([J31NAML])] etc] mother / the [twins / triplets / quadruplets / quintuplets / sextuplets / septuplets / octuplets] mother] have a preterm delivery?

1. Yes 5. No

OS27. (CATI) [J31 NAME] etc [CHILD/CHILDREN] OF: [CYNAMF] [CYNAML]: [CYAQRTH], [CYFUHU], Age [AGEIWDAT] [(Respondent)]

When [J31] ([J31NAML]) [MULT BIRTH: and [J31] ([J31NAML])] etc] [was / were] born, how was the delivery bill paid?

- ENTER all that apply
- PROBE: Any other ways?
- IF needed/IF R mentions the name of the provider: Was it paid using employer provided health insurance, private health insurance, a government program like Medicare or Medicaid, out of pocket, or what?
- IF R mentions government plan: Is that Medicare, Medi-gap, Medicaid or a state program, military provided such as Tricare, ChampUS or ChampVA, Indian health insurance, or some other plan?
- IF needed (if Affordable Care Act/Obamacare/Health Insurance Exchanges mentioned): Was that a privately purchased health insurance plan or Medicaid/[STATEMEDPROG]/[SCHIPNAME]?
- If R says "bill still unpaid", ASK: How do you think that bill will be paid?
- Do not include costs of prenatal care, only costs of the delivery and any follow-up care.

1. Employer provided health insurance (Current or former employer)	
2. Private health insurance purchased	5. Medicaid/[STATEMEDPROG]/[SCHIPNAME]
6. Military Health Care/Tricare (active duty)	7. TRICARE/CHAMPUS/CHAMP-VA (dependents, veterans)
8. Indian Health Insurance	11. Veterans Administration (VA)
12. Out-of-pocket payment	97. Other-specify (OS27SPEC. Specify (String 100))
13. No payment required	

(WEB) When [[J31] ([J31NAML])] [MULT BIRTH: and [J31] ([J31NAML])] and etc] / this child / the [twins / triplets / quadruplets / quintuplets / sextuplets / septuplets / octuplets]] [was / were] born, how was the delivery and any follow-up care paid? If it has not been paid yet, how do you think it will be paid? Please do not include the cost of prenatal care.

Please select all that apply.

1. Employer provided health insurance (Current or former employer)	
2. Private health insurance purchased	5. Medicaid/[STATEMEDPROG]/[SCHIPNAME]
6. Military Health Care/Tricare (active duty)	7. TRICARE/CHAMPUS/CHAMP-VA (dependents, veterans)
8. Indian Health Insurance	11. Veterans Administration (VA)
12. Out-of-pocket payment	97. Other - Please specify: (OS27SPEC)
13. No payment required	

CHECK: You cannot select "No payment" with other responses.

OS28CKPT. CAI Checkpoint: Whether Newborn Living or Deceased

1. Newborn Living (OS5<>6)	5. Newborn Deceased (OS5=6) → GO TO OS33 END RULE
↓	

SECTION_J[1..24].NEWBORNNOTADP[1..10].OS28B32[1..8] [1..24]=AQSN; [1..10]=Which birth; [1..8]=Which child

OS28. (CATI) [J31 NAME] CHILD OF: [CYNAMF] [CYNAML]: [CYAQRTH], [CYFUHU], Age [AGEIWDATE] [(Respondent)]
 [(And)] How many days did [J31] ([J31NAML]) stay in the hospital?

- ENTER number of days

1 – 900	DK/RF	o 996. None, wasn't born in the hospital (SP_0B)	o 995. Less than 1 day (SP_0C)
GO TO OS30		o 997. None, didn't stay in the hospital (SP_0A)	o 994. Still in the hospital (SP_0D)
		GO TO OS33 END RULE	GO TO OS30

(WEB) How many days did [J31] ([J31NAML]) stay in the hospital?

1 – 900	Days	→ GO TO OS30
o 996. None, wasn't born in the hospital (SP_0B)		→ GO TO OS33 END RULE
o 997. None, didn't stay in the hospital (SP_0A)		→ GO TO OS33 END RULE
o 995. Less than 1 day (SP_0C)		→ GO TO OS30
o 994. Still in the hospital (SP_0D)	NA	→ GO TO OS30

CHECK: Please enter a number from 1 to 900.

OS30. (CATI) [J31 NAME] CHILD OF: [CYNAMF] [CYNAML]: [CYAQRTH], [CYFUHU], Age [AGEIWDATE] [(Respondent)]

Did [J31] ([J31NAML]) receive any newborn care in an intensive care unit, premature nursery, or any other type of special care facility?

1. Yes	5. No → GO TO OS33 END RULE
GO TO OS31	

(WEB) Did [J31] ([J31NAML]) receive any newborn care in an intensive care unit, premature nursery, or any other type of special care facility?

1. Yes	5. No → GO TO OS33 END RULE
GO TO OS31	

OS31. (CATI) [J31 NAME] CHILD OF: [CYNAMF] [CYNAML]: [CYAQRTH], [CYFUHU], Age [AGEIWDATE]

[(Respondent)]

How many days did [J31] ([J31NAML]) stay in this special care facility after birth?

- ENTER number of days

1 – 900	o 994. Still in the special care facility (SP_0D)
---------	---

SIGNAL for OS31>150: You have entered more than 150 days; please VERIFY with Respondent.

(WEB) How many days did [J31] ([J31NAML]) stay in this special care facility after birth?

1 – 900	Days
o 994. Still in the special care facility (SP_0D)	

CHECK: Please enter a number from 1 to 900.

OS32. (CATI) [J31 NAME] CHILD OF: [CYNAMF] [CYNAML]: [CYAQRTH], [CYFUHU], Age [AGEIWDAT] [(Respondent)]

Did [J31] ([J31NAML]) require assisted ventilation for more than 30 minutes?

- IF needed: Assisted ventilation is the use of machine - called a ventilator – to assist a baby's breathing.

→ GO TO OS33 END RULE

GO TO OS33

(WEB) Did [J31] ([J31NAML]) require assisted ventilation for more than 30 minutes?

Assisted ventilation is the use of machine - called a ventilator - to assist a baby's breathing.

→ GO TO OS33 END RULE

GO TO OS33

OS33. (CATI) [J31 NAME] CHILD OF: [CYNAMF] [CYNAML]: [CYAQRTH], [CYFUHU], Age [AGEIWDAT] [(Respondent)]

How many days did [J31] ([J31NAML]) require ventilation?

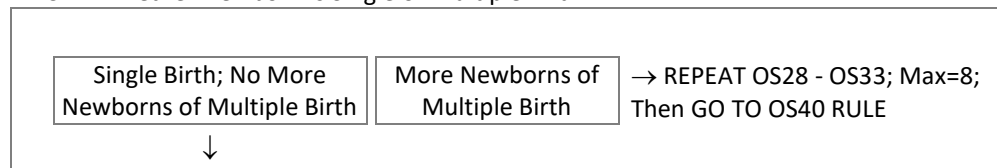
- ENTER number of days

(WEB) How many days did [J31] ([J31NAML]) require ventilation?

Days

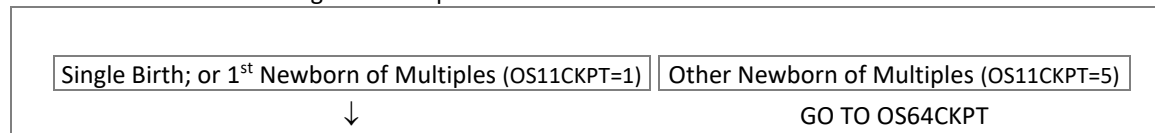
CHECK: Please enter a number from 1 to 997.

OS33 END RULE: Whether Newborn is Single or Multiple Birth



End OS28B32

OS40 RULE: Whether Newborn is Single or Multiple Birth



OS40. (CATI) [J31 NAME] etc [CHILD/CHILDREN] OF: [CYNAMF] [CYNAML]: [CYAQRTH], [CYFUHU], Age [AGEIWDAT] [(Respondent)]

When [you / [MOTHER] / [J31]'s ([J31NAML]) [MULT BIRTH: and [J31]'s ([J31NAML]) etc] mother] [were / was] pregnant with [J31] ([J31NAML]) [MULT BIRTH: and [J31] ([J31NAML]) etc], did [you / she] ever visit a doctor or other medical care provider in person or virtually (telehealth) for prenatal care, that is, for one or more pregnancy check-ups?

- Include visits to a midwife or birthing center

1. Yes

5. No

→ GO TO OS51

GO TO OS41

(WEB) When [you / [MOTHER] / [J31]'s ([J31NAML]) [MULT BIRTH: and [J31]'s ([J31NAML]) etc] mother / the [twins / triplets / quadruplets / quintuplets / sextuplets / septuplets / octuplets] mother] [were / was] pregnant with [J31] ([J31NAML]) [MULT BIRTH: and [J31] ([J31NAML]) and etc] / this child / the [twins / triplets / quadruplets / quintuplets / sextuplets / septuplets / octuplets], did [you / she] ever visit a doctor or other medical care provider in person or virtually (telehealth) for prenatal care, that is, for one or more pregnancy check-ups?

Please include visits to a midwife or a birthing center.

1. Yes

5. No

→ GO TO OS51

GO TO OS41

OS41. (CATI) [J31 NAME] etc [CHILD/CHILDREN] OF: [CYNAMF] [CYNAML]: [CYAQRTH], [CYFUHU], Age [AGEIWDAT] [(Respondent)]

How many weeks pregnant [were / was] [you / [MOTHER] / [J31]'s ([J31NAML]) [MULT BIRTH: and [J31]'s ([J31NAML]) etc] mother] at the time of [your / her] first in person or virtual (telehealth) prenatal care visit?

- ENTER number of weeks completed since the last normal menstrual period
- Weeks of pregnancy should be counted as completed weeks since the last normal menstrual period.
- Include visits to a midwife or birthing center

1 – 40

DK/RF

→ GO TO OS42

GO TO OS43

(WEB) Including visits to a midwife or a birthing center, how many weeks pregnant [were / was] [you / [MOTHER] / [J31]'s ([J31NAML]) [MULT BIRTH: and [J31]'s ([J31NAML]) etc] mother / the [twins / triplets / quadruplets / quintuplets / sextuplets / septuplets / octuplets] mother] at the time of [your / her] first in person or virtual (telehealth) prenatal care visit?

Weeks of pregnancy should be counted as completed weeks since the last normal menstrual period.

0 – 40

Weeks

NA

→ GO TO OS42

GO TO OS43

CHECK: Please enter a number from 1 to 40.

OS42. (CATI) [J31 NAME] etc [CHILD/CHILDREN] OF: [CYNAMF] [CYNAML]: [CYAQRTH], [CYFUHU], Age [AGEIWDAT] [(Respondent)]

Was it less than three months (12 weeks), more than three months (12 weeks), or what?

1. Less than 3 months	2. More than 3 months	3. About 3 months	DK/RF
GO TO OS43	GO TO OS42A	GO TO OS43	

(WEB) Was it ...?

1. Less than 3 months (12 weeks)	2. More than 3 months (12 weeks)	3. About 3 months (12 weeks)	NA
GO TO OS43	GO TO OS42A	GO TO OS43	

OS42A. (CATI) [J31 NAME] etc [CHILD/CHILDREN] OF: [CYNAMF] [CYNAML]: [CYAQRTH], [CYFUHU], Age [AGEIWDAT] [(Respondent)]

Was it less than six months (24 weeks), more than six months (24 weeks), or what?

1. Less than 6 months	2. More than 6 months	3. About 6 months
-----------------------	-----------------------	-------------------

(WEB) Was it ...?

1. Less than 6 months (24 weeks)	2. More than 6 months (24 weeks)	3. About 6 months (24 weeks)
-------------------------------------	-------------------------------------	---------------------------------

OS43. (CATI) [J31 NAME] etc [CHILD/CHILDREN] OF: [CYNAMF] [CYNAML]: [CYAQRTH], [CYFUHU], Age [AGEIWDAT] [(Respondent)]

How many in person or virtual (telehealth) visits to a doctor or other medical care provider for prenatal care did [you / [MOTHER] / [J31]'s ([J31NAML]) [*MULT BIRTH*: and [J31]'s ([J31NAML]) etc] mother] have when [you were / she was] pregnant (with [J31] ([J31NAML]) [*MULT BIRTH*: and [J31] ([J31NAML]) etc])?

- ENTER number of prenatal care visits
- Do not include visits for WIC (Women, Infants, and Children nutritional program)
- Include visits to a midwife or birthing center

1 – 97

(WEB) How many in person or virtual (telehealth) visits to a doctor or other medical care provider for prenatal care did [you / [MOTHER] / [J31]'s ([J31NAML]) [*MULT BIRTH*: and [J31]'s ([J31NAML]) etc] mother / the [twins / triplets / quadruplets / quintuplets / sextuplets / septuplets / octuplets] mother] have when [you were / she was] pregnant with [[J31] ([J31NAML]) [*MULT BIRTH*: and [J31] ([J31NAML]) and etc] / this child / the [twins / triplets / quadruplets / quintuplets / sextuplets / septuplets / octuplets]]? Please include visits to a midwife or a birthing center.

Please do not include visits for the Women, Infants, and Children (WIC) nutritional program.

1 – 97 Visits

CHECK: Please enter a number from 1 to 97.

OS47. (CATI) [J31 NAME] etc [CHILD/CHILDREN] OF: [CYNAMF] [CYNAML]: [CYAQRTH], [CYFUHU], Age [AGEIWDAT] [(Respondent)]

Where did [you / [MOTHER] / [J31]'s ([J31NAML]) [*MULT BIRTH*: and [J31]'s ([J31NAML]) etc] mother] go [OS43<>1: most of the time] for [your / her] in person or virtual (telehealth) prenatal [OS43=1: visit / *ALL OTHERS*: visits] with a doctor or other medical care provider?

- Do not include visits for WIC (Women, Infants, and Children nutritional program)
- Include visits to a midwife or birthing center

1. Clinic or health center	2. Doctor's office or HMO	3. Hospital emergency room
4. Hospital outpatient department	5. Midwife/birthing center	6. Some other place
7. Didn't go to one place most often		

(WEB) Where did [you / [MOTHER] / [J31]'s ([J31NAML]) [*MULT BIRTH*: and [J31]'s ([J31NAML]) etc] mother / the [twins / triplets / quadruplets / quintuplets / sextuplets / septuplets / octuplets] mother] go [OS43<>1: most of the time] for [your / her] in person or virtual (telehealth) prenatal [OS43=1: visit / *ALL OTHERS*: visits] with a doctor or other medical care provider?

Please include visits to a midwife or a birthing center.

Please do not include visits for the Women, Infants, and Children (WIC) nutritional program.

1. A clinic or health center	2. A doctor's office or Health Maintenance Organization (HMO)	
3. A hospital emergency room	4. A hospital outpatient department	
5. A midwife or a birthing center	6. Some other place	7. Didn't go to one place most often

OS48. (CATI) [J31 NAME] etc [CHILD/CHILDREN] OF: [CYNAMF] [CYNAML]: [CYAQRTH], [CYFUHU], Age [AGEIWDAT] [(Respondent)]

How was [your / [MOTHER]'s / [J31]'s ([J31NAML]) [*MULT BIRTH*: and [J31]'s ([J31NAML]) etc] mother's] prenatal care paid for?

- ENTER all that apply
- PROBE: Any other ways?
- IF needed/IF R mentions the name of the provider: Was it paid using employer provided health insurance, private health insurance, a government program like Medicare or Medicaid, out of pocket, or what?
- IF R mentions government plan: Is that Medicare, Medi-gap, Medicaid or a state program, military provided such as Tricare, ChampUS or ChampVA, Indian health insurance, or some other plan?
- IF needed (if Affordable Care Act/Obamacare/Health Insurance Exchanges mentioned): Was that a privately purchased health insurance plan or Medicaid/[STATEMEDPROG]/[SCHIPNAME]?
- If R says "bill still unpaid", ASK: How do you think that bill will be paid?

1. Employer provided health insurance (Current or former employer)	
2. Private health insurance purchased	5. Medicaid/[STATEMEDPROG]/[SCHIPNAME]
6. Military Health Care/Tricare (active duty)	7. TRICARE/CHAMPUS/CHAMP-VA (dependents, veterans)
8. Indian Health Insurance	11. Veterans Administration (VA)
12. Out-of-pocket payment	97. Other-specify (OS48SPEC. Specify (String 100))
13. No payment required	

(WEB) How was [your / [MOTHER]'s / [J31]'s ([J31NAML]) [*MULT BIRTH*: and [J31]'s ([J31NAML]) etc] mother's / the [twins / triplets / quadruplets / quintuplets / sextuplets / septuplets / octuplets] mother's] prenatal care paid for, or how do you think the bill will be paid?
Please select all that apply.

1. Employer provided health insurance (Current or former employer)	
2. Private health insurance purchased	5. Medicaid/[STATEMEDPROG]/[SCHIPNAME]
6. Military Health Care/Tricare (active duty)	7. TRICARE/CHAMPUS/CHAMP-VA (dependents, veterans)
8. Indian Health Insurance	11. Veterans Administration (VA)
12. Out-of-pocket payment	97. Other - Please specify: (OS48SPEC)
13. No payment required	

CHECK: You cannot select "No payment" with other responses.

OS51, OS51KILO. (CATI) [J31 NAME] etc [CHILD/CHILDREN] OF: [CYNAMF] [CYNAML]: [CYAQRTH], [CYFUHU], Age [AGEIWDAT] [(Respondent)]

What was [your / [MOTHER]'s / [J31]'s ([J31NAML]) [MULT BIRTH: and [J31]'s ([J31NAML]) etc] mother's] weight just before [you / she] delivered?

- ENTER weight in POUNDS
- Or PRESS [Enter] to continue to next screen for kilograms
- If more than 400 pounds, ENTER [400]

[ENTER] 50 – 997 DK/RF



GO TO OS52

(What was [your / [MOTHER]'s / [J31]'s ([J31NAML]) [MULT BIRTH: and [J31]'s ([J31NAML]) etc] mother's] weight just before [you / she] delivered?)

- ENTER weight in KILOGRAMS
- If more than 180 kilograms, ENTER [180]

36.0 – 453.2

(WEB) What was [your / [MOTHER]'s / [J31]'s ([J31NAML]) [MULT BIRTH: and [J31]'s ([J31NAML]) etc] mother's / the [twins / triplets / quadruplets / quintuplets / sextuplets / septuplets / octuplets] mother's] weight just before [you / she] delivered?

OS51. Default

OS51KILO. Alternate

To enter kilograms instead, click here.

To enter pounds instead, click here.

50 – 997 Pounds

36.0 – 453.2 Kilograms

CHECK: Please enter a number from 50 to 997.

CHECK: Please enter a number from 36.0 to 453.2.

OS52, OS52KILO. (CATI) [J31 NAME] etc [CHILD/CHILDREN] OF: [CYNAMF] [CYNAML]: [CYAQRTH], [CYFUHU], Age [AGEIWDAT] [(Respondent)]

What was [your / [MOTHER]'s / [J31]'s ([J31NAML]) [MULT BIRTH: and [J31]'s ([J31NAML]) etc] mother's] weight just before [you / she] became pregnant (with [J31] [and [J31]...])?

- ENTER weight in POUNDS
- Or PRESS [Enter] to continue to next screen for kilograms
- If more than 400 pounds, ENTER [400]

[ENTER] 50 – 997 DK/RF



GO TO OS53CKPT

(What was [your / [MOTHER]'s / [J31]'s ([J31NAML]) [MULT BIRTH: and [J31]'s ([J31NAML]) etc] mother's] weight just before [you / she] became pregnant (with [J31] ([J31NAML]) [MULT BIRTH: and [J31] ([J31NAML]) etc])?)

- ENTER weight in KILOGRAMS
- If more than 180 kilograms, ENTER [180]

36.0 – 453.2

(WEB) What was [your / [MOTHER]'s / [J31]'s ([J31NAML]) [MULT BIRTH: and [J31]'s ([J31NAML]) etc] mother's / the [twins / triplets / quadruplets / quintuplets / sextuplets / septuplets / octuplets] mother's] weight just before [you / she] became pregnant with [[J31] ([J31NAML]) [MULT BIRTH: and [J31] ([J31NAML]) and etc] / this child / the [twins / triplets / quadruplets / quintuplets / sextuplets / septuplets / octuplets]]?

OS52. Default

OS52KILO. Alternate

To enter kilograms instead, click here.

To enter pounds instead, click here.

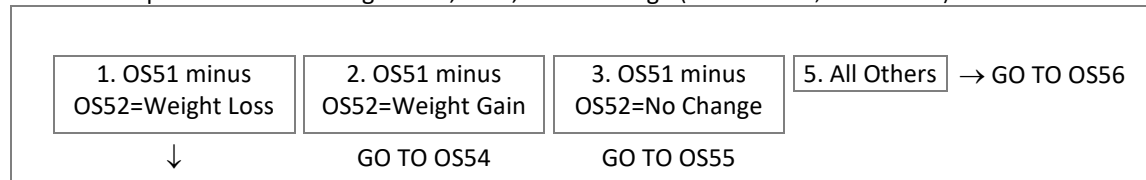
50 – 997 Pounds

36.0 – 453.2 Kilograms

CHECK: Please enter a number from 50 to 997.

CHECK: Please enter a number from 36.0 to 453.2.

OS53CKPT. CAI Checkpoint: Whether Weight Loss, Gain, or No Change (1 LB=0.45 KG; 1 KG=2.2 LB)



OS53. (CATI) [J31 NAME] *etc* [CHILD/CHILDREN] OF: [CYNAMF] [CYNAML]: [CYAQRTH], [CYFUHU], Age [AGEIWDAT] [(Respondent)]

Does that mean that [you / she] lost [[OS52] minus [OS51]] pounds ([[OS52KILO] minus [OS51KILO]] kilograms) during [your / her] pregnancy?

- IF necessary, verify weights and go back to correct
- Weight before delivery: [OS51] pounds ([OS51KILO] kilograms)
- Weight before pregnancy: [OS52] pounds ([OS52KILO] kilograms)

☐ 1. Yes ☐ 5. No

GO TO OS58CKPT

(WEB) Does that mean that [you / she] lost [[OS52] *minus* [OS51]] pounds / [OS52KILO] *minus* [OS51KILO] kilograms] during [your / her] pregnancy?

☐ 1. Yes ☐ 5. No

GO TO OS58CKPT

OS54. (CATI) [J31 NAME] *etc* [CHILD/CHILDREN] OF: [CYNAMF] [CYNAML]: [CYAQRTH], [CYFUHU], Age [AGEIWDAT] [(Respondent)]

Does that mean that [you / she] gained [[OS51] minus [OS52]] pounds ([[OS51KILO] minus [OS52KILO]] kilograms) during [your / her] pregnancy?

- IF necessary, verify weights and go back to correct
- Weight before delivery: [OS51] pounds ([OS51KILO] kilograms)
- Weight before pregnancy: [OS52] pounds ([OS52KILO] kilograms)

☐ 1. Yes ☐ 5. No

GO TO OS58CKPT

(WEB) Does that mean that [you / she] gained [[OS51] *minus* [OS52]] pounds / [OS51KILO] *minus* [OS52KILO] kilograms] during [your / her] pregnancy?

☐ 1. Yes ☐ 5. No

GO TO OS58CKPT

OS55. (CATI) [J31 NAME] *etc* [CHILD/CHILDREN] OF: [CYNAMF] [CYNAML]: [CYAQRTH], [CYFUHU], Age [AGEIWDAT] [(Respondent)]

Does that mean that [you / she] did not gain or lose any weight during [your / her] pregnancy?

- IF necessary, verify weights and go back to correct
- Weight before delivery: [OS51] pounds ([OS51KILO] kilograms)
- Weight before pregnancy: [OS52] pounds ([OS52KILO] kilograms)

☐ 1. Yes ☐ 5. No

GO TO OS58CKPT

(WEB) Does that mean that [you / she] did not gain or lose any weight during [your / her] pregnancy?

☐ 1. Yes ☐ 5. No

GO TO OS58CKPT

OS56. (CATI) [J31 NAME] etc [CHILD/CHILDREN] OF: [CYNAMF] [CYNAML]: [CYAQRTH], [CYFUHU], Age [AGEIWDAT] [(Respondent)]

Did [you / [MOTHER] / [J31]'s ([J31NAML]) [MULT BIRTH: and [J31]'s ([J31NAML]) etc] mother] gain or lose weight during [your / her] pregnancy (with [J31] ([J31NAML]) [MULT BIRTH: and [J31] ([J31NAML]) etc])?

GO TO OS57

GO TO OS58CKPT

(WEB) Did [you / [MOTHER] / [J31]'s ([J31NAML]) [MULT BIRTH: and [J31]'s ([J31NAML]) etc] mother / the [twins / triplets / quadruplets / quintuplets / sextuplets / septuplets / octuplets] mother] gain or lose weight during [your / her] pregnancy with [[J31] ([J31NAML]) [MULT BIRTH: and [J31] ([J31NAML]) and etc] / this child / the [twins / triplets / quadruplets / quintuplets / sextuplets / septuplets / octuplets]]?

GO TO OS57

GO TO OS58CKPT

OS57. (CATI) [J31 NAME] etc [CHILD/CHILDREN] OF: [CYNAMF] [CYNAML]: [CYAQRTH], [CYFUHU], Age [AGEIWDAT] [(Respondent)]

How much weight did [you / she] [OS56=GAINED: gain / OS56=LOST: lose]?

- ENTER weight in [POUNDS](#)
- Or PRESS [Enter] to continue to next screen for kilograms



GO TO OS58CKPT

OS57KILO. (CATI) [J31 NAME] etc [CHILD/CHILDREN] OF: [CYNAMF] [CYNAML]: [CYAQRTH], [CYFUHU], Age [AGEIWDAT] [(Respondent)]

(How much weight did [you / she] [gain / lose]?)

- ENTER number of [KILOGRAMS](#)

(WEB) How much weight did [you / she] [OS56=GAINED: gain / OS56=LOST: lose]?

OS57. Default

OS57KILO. Alternate

Pounds

Kilograms

CHECK: Please enter a number from 50 to 997.

CHECK: Please enter a number from 36.0 to 453.2.

Biological Newborn - Parents' Pregnancy Intention

OS58CKPT. CAI Checkpoint: Whether R Is Parent of Newborn

→ GO TO OS64CKPT



About Birth Mother

OS58. (CATI) [J31 NAME] etc [CHILD/CHILDREN] OF: [CYNAMF] [CYNAML]: [CYAQRTH], [CYFUHU], Age [AGEIWDAT] [(Respondent)]

At the time [you / [MOTHER] / [J31]'s ([J31NAML]) [*MULT BIRTH*: and [J31]'s ([J31NAML]) etc] mother] became pregnant with [J31] ([J31NAML]) [*MULT BIRTH*: and [J31] ([J31NAML]) etc], [were you / was she] using any methods to keep from getting pregnant?

- Methods to keep from getting pregnant include contraceptives, such as condoms or the pill, or behaviors, such as rhythm method or withdrawal
- See [F1] help screen listing many possible birth control methods. Read methods to respondent only as necessary.

1. Yes	5. No	DK/RF
--------	-------	-------

GO TO	GO TO	GO TO
-------	-------	-------

OS58A	OS59	OS58A
-------	------	-------

(WEB) At the time [you / [MOTHER] / [J31]'s ([J31NAML]) [*MULT BIRTH*: and [J31]'s ([J31NAML]) etc] mother / the [twins / triplets / quadruplets / quintuplets / sextuplets / septuplets / octuplets] mother] became pregnant with [[J31] ([J31NAML]) [*MULT BIRTH*: and [J31] ([J31NAML]) and etc] / this child / the [twins / triplets / quadruplets / quintuplets / sextuplets / septuplets / octuplets]], [were you / was she] using any methods to keep from getting pregnant?

Methods to keep from getting pregnant include contraceptives, such as condoms or the pill, or behaviors, such as rhythm method or withdrawal

1. Yes	5. No	DK/RF
--------	-------	-------

GO TO	GO TO	GO TO
-------	-------	-------

OS58A	OS59	OS58A
-------	------	-------

OS58A. [J31 NAME] etc [CHILD/CHILDREN] OF: [CYNAMF] [CYNAML]: [CYAQRTH], [CYFUHU], Age [AGEIWDAT] [(Respondent)]

What method(s) of contraception were [you / [MOTHER] / [J31]'s ([J31NAML]) [*MULT BIRTH*: and [J31]'s ([J31NAML]) etc] mother], using at the time [you/she] became pregnant?

- ENTER all that apply
- PROBE: Any others?
- READ list if needed, pausing after each option to allow R to respond

97. (SP_0a) None

1. Condom or female condom

2. Withdrawal (pulling out)

3. Fertility awareness based methods (Rhythm)

4. Spermicide (foam, gel, jelly, cream, sponge or suppositories)
--

5. Diaphragm (with or without gel)

6. IUD (intrauterine device)

7. Emergency contraception (Morning after pill, Plan B)

8. Birth control pills

9. Depo-Provera or injectables

10. Norplant or implant

11. Patch (Ortho Evra) or ring (Nuvaring)

12. Cap (Femcap) or shield (Lea's shield)

13. Vasectomy

14. Tubal ligation

15. Other – Please specify: (OS58ASPEC (String 100))
--

(WEB) What methods of contraception were [you / [MOTHER] / [J31]'s ([J31NAML]) [MULT BIRTH: and [J31]'s ([J31NAML]) etc] mother / the [twins / triplets / quadruplets / quintuplets / sextuplets / septuplets / octuplets] mother] using at the time [you/she] became pregnant?

Remember to include methods that men use, such as condoms, vasectomy, and withdrawal.

Please select all that apply.

97. (SP_0a) None
1. Condom or female condom
2. Withdrawal (pulling out)
3. Fertility awareness based methods (Rhythm)
4. Spermicide (foam, gel, jelly, cream, sponge or suppositories)
5. Diaphragm (with or without gel)
6. IUD (intrauterine device)
7. Emergency contraception (Morning after pill, Plan B)
8. Birth control pills
9. Depo-Provera or injectables
10. Norplant or implant
11. Patch (Ortho Evra) or ring (Nuvaring)
12. Cap (Femcap) or shield (Lea's shield)
13. Vasectomy
14. Tubal ligation
15. Other – Please specify: (OS58ASPEC (String 100))

OS59. (CATI) [J31 NAME] etc [CHILD/CHILDREN] OF: [CYNAMF] [CYNAML]: [CYAQRTH], [CYFUHU], Age [AGEIWDAT] [(Respondent)]

Had [you / [MOTHER] / [J31]'s ([J31NAML]) [MULT BIRTH: and [J31]'s ([J31NAML]) etc] mother] stopped all methods before [you / she] became pregnant or had [you / she] never used any methods to prevent pregnancy?

1. Yes	5. No	7. Never used any methods to prevent pregnancy
--------	-------	--

(WEB) Had [you / [MOTHER] / [J31]'s ([J31NAML]) [MULT BIRTH: and [J31]'s ([J31NAML]) etc] mother / the [twins / triplets / quadruplets / quintuplets / sextuplets / septuplets / octuplets] mother] stopped all methods before [you / she] became pregnant or had [you / she] never used any methods to prevent pregnancy?

1. Yes	5. No	7. Never used any methods to prevent pregnancy
--------	-------	--

OS60CKPT. CAI Checkpoint: Whether Mother Did Not Use or Stopped Contraception

<table border="1"> <tr> <td> 1. Stopped Contraception ((OS58=Yes & OS59=Yes) or (OS58=7) or (OS58=No, DK, RF, NA & OS59=Yes, No, DK, RF, NA)) </td> <td> 5. All Others → GO TO OS35 </td> </tr> </table>	1. Stopped Contraception ((OS58=Yes & OS59=Yes) or (OS58=7) or (OS58=No, DK, RF, NA & OS59=Yes, No, DK, RF, NA))	5. All Others → GO TO OS35
1. Stopped Contraception ((OS58=Yes & OS59=Yes) or (OS58=7) or (OS58=No, DK, RF, NA & OS59=Yes, No, DK, RF, NA))	5. All Others → GO TO OS35	
↓		

About Birth Mother

OS60. (CATI) [J31 NAME] etc [CHILD/CHILDREN] OF: [CYNAMF] [CYNAML]: [CYAQRTH], [CYFUHU], Age [AGEIWDAT] [(Respondent)]

Was the reason [you / [MOTHER] / [J31]'s ([J31NAML]) [MULT BIRTH: and [J31]'s ([J31NAML]) etc] mother] [OS59=YES: stopped / ALL OTHERS: [were / was] not] using any methods because [you / [MOTHER] / [J31]'s ([J31NAML]) [MULT BIRTH: and [J31]'s ([J31NAML]) etc] mother] wanted to become pregnant?

☐ 1. Yes → GO TO OS35 ☐ 5. No



(WEB) Was the reason [you / [MOTHER] / [J31]'s ([J31NAML]) [MULT BIRTH: and [J31]'s ([J31NAML]) etc] mother / the [twins / triplets / quadruplets / quintuplets / sextuplets / septuplets / octuplets] mother] [OS59=YES: stopped / ALL OTHERS: [were / was] not] using any methods because [you / [MOTHER] / [J31]'s ([J31NAML]) [MULT BIRTH: and [J31]'s ([J31NAML]) etc] mother / the [twins / triplets / quadruplets / quintuplets / sextuplets / septuplets / octuplets] mother] wanted to become pregnant?

☐ 1. Yes → GO TO OS35 ☐ 5. No



OS60A. (CATI) [J31 NAME] etc [CHILD/CHILDREN] OF: [CYNAMF] [CYNAML]: [CYAQRTH], [CYFUHU], Age [AGEIWDAT] [(Respondent)]

What was the reason [you / [MOTHER] / [J31]'s ([J31NAML]) [MULT BIRTH: and [J31]'s ([J31NAML]) etc] mother] [OS59=YES: stopped / ALL OTHERS: [were / was] not] using any methods?

- ENTER all that apply

- | |
|--|
| 1. Birth mother did not expect to have sex at all |
| 2. Birth mother doesn't have sex very often |
| 3. Birth mother didn't think she could become pregnant |
| 4. Birth mother didn't really mind or wanted to become pregnant |
| 5. Birth mother was worried about the side effects of birth control |
| 6. Birth mother could not get any contraception or preferred contraception |
| 7. Birth mother forgot to use it or didn't use it all the time |
| 8. Birth mother was told by doctor she could not become pregnant |
| 9. Birth mother was post-menopausal |
| 10. Birth mother was in a same sex relationship |
| 11. Birth mother did not want to use birth control |
| 97. Other-specify (OS60ASPEC. Specify (String 100)) |

(WEB) What was the reason [you / [MOTHER] / [J31]'s ([J31NAML])] [*MULT BIRTH*: and [J31]'s ([J31NAML])] etc] mother / the [twins / triplets / quadruplets / quintuplets / sextuplets / septuplets / octuplets] mother] [OS59=YES: stopped / *ALL OTHERS*: [were / was] not] using any methods?

1. [You / [MOTHER] / [J31]'s ([J31NAML])] [<i>MULT BIRTH</i> : and [J31]'s ([J31NAML])] etc] mother] did not expect to have sex at all
2. [You / [MOTHER] / [J31]'s ([J31NAML])] [<i>MULT BIRTH</i> : and [J31]'s ([J31NAML])] etc] mother] [don't / doesn't] have sex very often
3. [You / [MOTHER] / [J31]'s ([J31NAML])] [<i>MULT BIRTH</i> : and [J31]'s ([J31NAML])] etc] mother] did not think [you/she] could become pregnant
4. [You / [MOTHER] / [J31]'s ([J31NAML])] [<i>MULT BIRTH</i> : and [J31]'s ([J31NAML])] etc] mother] didn't really mind or wanted to become pregnant
5. [You / [MOTHER] / [J31]'s ([J31NAML])] [<i>MULT BIRTH</i> : and [J31]'s ([J31NAML])] etc] mother] [were/ was] worried about the side effects of birth control
6. [You / [MOTHER] / [J31]'s ([J31NAML])] [<i>MULT BIRTH</i> : and [J31]'s ([J31NAML])] etc] mother] could not get any contraception or preferred contraception
7. [You / [MOTHER] / [J31]'s ([J31NAML])] [<i>MULT BIRTH</i> : and [J31]'s ([J31NAML])] etc] mother] forgot to use it or didn't use it all the time
8. [You / [MOTHER] / [J31]'s ([J31NAML])] [<i>MULT BIRTH</i> : and [J31]'s ([J31NAML])] etc] mother] [was / were] told by doctor [you/she] could not become pregnant
9. [You / [MOTHER] / [J31]'s ([J31NAML])] [<i>MULT BIRTH</i> : and [J31]'s ([J31NAML])] etc] mother] [was / were] post-menopausal
10. [You / [MOTHER] / [J31]'s ([J31NAML])] [<i>MULT BIRTH</i> : and [J31]'s ([J31NAML])] etc] mother] [was / were] in a same sex relationship
11. [You / [MOTHER] / [J31]'s ([J31NAML])] [<i>MULT BIRTH</i> : and [J31]'s ([J31NAML])] etc] mother] did not want to use birth control
97. Other – Please specify: (OS60ASPEC. Specify (String 100))

About R & Other Birth Parent

OS35. (CATI) [J31 NAME] etc [CHILD/CHILDREN] OF: [CYNAMF] [CYNAML]: [CYAQRTH], [CYFUHU], Age [AGEIWDAT] [(Respondent)]

Did you or [OTHPARENT=1-24: [CYNAMF] / OTHPARENT=31-50, 97: [OTHPARENTNAME] / OTHPARENT=51-70, 95, 96, DK, RF, NA & R=MOTHER: [J31] ([J31NAML])] [*MULT BIRTH*: and [J31] ([J31NAML])] etc] father / OTHPARENT=51-70, 95, 96, DK, RF, NA & R=FATHER: [J31] ([J31NAML])] [*MULT BIRTH*: and [J31] ([J31NAML])] etc] mother] ever go to a doctor or other medical care provider to talk about ways to help [you / her] become pregnant with [J31] ([J31NAML])] [*MULT BIRTH*: and [J31] ([J31NAML])] etc]?

1. Yes 5. No

(WEB) Did you or [OTHPARENT=1-24: [CYNAMF] / OTHPARENT=31-50, 97: [OTHPARENTNAME] / OTHPARENT=51-70, 95, 96, DK, RF, NA & R=MOTHER: [[J31]'s ([J31NAML])] [*MULT BIRTH*: and [J31]'s ([J31NAML])] and etc] / this child's / the [twins / triplets / quadruplets / quintuplets / sextuplets / septuplets / octuplets]] father / OTHPARENT=51-70, 95, 96, DK, RF, NA & R=FATHER: [[J31]'s ([J31NAML])] [*MULT BIRTH*: and [J31]'s ([J31NAML])] and etc] / this child's / the [twins / triplets / quadruplets / quintuplets / sextuplets / septuplets / octuplets]]mother] ever go to a doctor or other medical care provider to talk about ways to help [you / her] become pregnant with [[J31] ([J31NAML])] [*MULT BIRTH*: and [J31] ([J31NAML])] and etc] / this child / the [twins / triplets / quadruplets / quintuplets / sextuplets / septuplets / octuplets]]?

1. Yes 5. No

OS62CKPT. CAI Checkpoint: Whether R Is Mother of Newborn

1. R=Mother (RESPAQSN=MOMASQN)	5. All Others	→ GO TO OS63CKPT
↓		

About Birth Mother if R=Birth Mother

OS62. (CATI) [J31 NAME] etc [CHILD/CHILDREN] OF: [CYNAMF] [CYNAML]: [CYAQRTH], [CYFUHU], Age [AGEIWDAT] [(Respondent)]

Just before you became pregnant (with [J31] ([J31NAML]) [MULT BIRTH: and [J31] ([J31NAML]) etc]), did you yourself want to have a baby?

1. Yes → GO TO OS63CKPT 5. No DK/RF → GO TO OS63CKPT

GO TO OS62A

(WEB) Just before you became pregnant with [[J31] ([J31NAML]) [MULT BIRTH: and [J31] ([J31NAML]) and etc] / this child / the [twins / triplets / quadruplets / quintuplets / sextuplets / septuplets / octuplets]], did you yourself want to have a baby?

1. Yes → GO TO OS63CKPT 5. No NA → GO TO OS63CKPT

GO TO OS62A

OS62A. (CATI) [J31 NAME] etc [CHILD/CHILDREN] OF: [CYNAMF] [CYNAML]: [CYAQRTH], [CYFUHU], Age [AGEIWDAT] [(Respondent)]

How did you feel about having a baby at that time – did you want a baby but not at that time, or did you want none or no more at all, or did it not matter?

1. Not at that time 2. None or no more at all 3. Didn't matter

(WEB) How did you feel about having a baby at that time?

1. I wanted a baby, but not at that time	2. I did not want a baby or any more babies	3. It didn't matter whether or not I had a baby
--	---	---

OS63CKPT. CAI Checkpoint: Whether R is Father of Newborn

1. R=Father (RESPAQSN=DADAQSN)	5. All Others	→ GO TO NEWBORN END RULE
↓		

About Birth Father if R=Birth Father

OS63. (CATI) FU Member: [CYNAMF] [CYNAML]: [CYAQRTH], [CYFUHU], Age [AGEIWDAT] [(Respondent)]
 Child [1-8]: [J31 NAME]

Just before [[MOTHER] / [J31]'s ([J31NAML]) [*MULT BIRTH*: and [J31]'s ([J31NAML]) *etc*] mother] became pregnant (with [J31] ([J31NAML]) [*MULT BIRTH*: and [J31] ([J31NAML]) *etc*]), did you want to have a child?

→ GO TO NEWBORN END RULE → GO TO NEWBORN END RULE
 GO TO OS63A

(WEB) Just before [[MOTHER] / [J31]'s ([J31NAML]) [*MULT BIRTH*: and [J31]'s ([J31NAML]) *etc*] mother / the [twins / triplets / quadruplets / quintuplets / sextuplets / septuplets / octuplets] mother] became pregnant with [J31] ([J31NAML]) [*MULT BIRTH*: and [J31] ([J31NAML]) and *etc*] / this child / the [twins / triplets / quadruplets / quintuplets / sextuplets / septuplets / octuplets]], did you want to have a child?

→ GO TO NEWBORN END RULE → GO TO NEWBORN END RULE
 GO TO OS63A

OS63A. (CATI) FU Member: [CYNAMF] [CYNAML]: [CYAQRTH], [CYFUHU], Age [AGEIWDAT] [(Respondent)]
 Child [1-8]: [J31 NAME]

How did you feel about having a child at that time – did you want to have a child but not at that time, or did you want to have none or no more at all, or did it not matter?

(WEB) How did you feel about having a baby at that time?

NEWBORN END RULE: Whether More Children at J31

→ REPEAT OS11CKPT - OS63A; Max=20;
 Then GO TO OS64CKPT

End NEWBORNNOTADPR's Future Pregnancy Intention

OS64CKPT. CAI Checkpoint: Whether R is Parent of Any Newborn for This FU Member or is any RP or a SP between 15-44 years old

1. R is Parent of a Newborn (RESPAQSN=MOMASQN or RESPAQSN=DADAQSN For any Newborn 1-20)	2. R is RP or SP (& 15-44 years old if Female) & Not a Parent of a Newborn ((Coverscreen.Respondent=1 & HeadAge=15-44 & HeadAQRTH=102) or (Coverscreen.Respondent=1 & HeadAQRTH=101) or (Coverscreen.Respondent=2,3 & WQWAge=15-44 & WQWAQRTH=202,222) or (Coverscreen.Respondent=2,3 & WQWAQRTH=201, 221)) & RESPAQSN ≠ MOMASQN or DADAQSN for any newborn 1-20	5. All Others → GO TO J32CKPT
↓		

SECTION_J[1..24].PREGINTENTION [1..24]=AQSN of FU Member

RAQSN. AQSN of Respondent. Assigned.

JAQSN. AQSN of Section J FU Member. Assigned.

About ROS64. (CATI) **FU Member:** [CYNAMF] [CYNAML]: [CYAQRTH], [CYFUHU], Age [AGEIWDAT] [(Respondent)]

Let's talk about your pregnancy intentions. Looking to the future, do you yourself want a [R=FEMALE: baby / R=MALE: child] or another [R=FEMALE: baby / R=MALE: child] at some time, or are you unable to have (more) children?

- **IF needed:** Other than your children already born

1. Yes	5. No	7. Unable to have children or more children	DK/RF	→ GO TO OS65
--------	-------	---	-------	--------------

GO TO OS66CKPT

(WEB) Looking to the future, do you yourself want a [R=FEMALE: baby / R=MALE: child] or another [R=FEMALE: baby / R=MALE: child] at some time?

1. Yes	5. No	7. Unable to have children or more children	NA	→ GO TO OS65
--------	-------	---	----	--------------

GO TO OS66CKPT

OS65. (CATI) **FU Member:** [CYNAMF] [CYNAML]: [CYAQRTH], [CYFUHU], Age [AGEIWDAT] [(Respondent)]

Do you think you probably want or probably do not want to have a [R=FEMALE: baby / R=MALE: child] or another [R=FEMALE: baby / R=MALE: child] at some time in the future?

- **If R insists:** Don't know/not sure

1. Probably want	2. Probably do not want
------------------	-------------------------

(WEB) Do you think you probably want or probably do not want to have a [R=FEMALE: baby / R=MALE: child] or another [R=FEMALE: baby / R=MALE: child] at some time in the future?

1. Probably want a / another [baby / child]	2. Probably do not want a / another [baby / child]
---	--

OS66CKPT. CAI Checkpoint: Whether R Has Spouse-Partner or Boyfriend or Girlfriend in FU, or R=Married OFUM

1. R has a Male Spouse, Partner, Boyfriend (R=MRP (101) & there is a MSP (201, 221), Uncoop MSP (901, 921), or BF (881); or R=FRP (102) & there is an Uncoop MSP (901, 921) or BF (881); or R=MSP (201, 221)/FSP (202,222)/BF-GF (881, 882) & there is a MRP (101))	2. R has a Female Spouse, Partner, Girlfriend (R=MRP (101) & there is a FSP (202, 222), Uncoop FSP (902, 922), or GF (882); or R=FRP (102) & there is a FSP (202, 222) or an Uncoop FSP (902, 922) or GF (882); or R=FSP (202, 222)/BF-GF (881, 882) & there is a FRP (102))	5. All Others GO TO OS70CKPT
3. R is Other OFUM, Female, Married (Not GF) (R=302-832 or 952-982 & MARITAL=Married)	4. R is Other OFUM, Male, Married (Not BF) (R=301-831 or 951-981 & MARITAL=Married)	
↓		

About R's Spouse-Partner, Boyfriend, Girlfriend

OS66. (CATI) FU Member: [CYNAMF] [CYNAML]: [CYAQRTH], [CYFUHU], Age [AGEIWDAT] [(Respondent)]
 [R=RP, SP, BF, GF & OS66CKPT=1, 2: Spouse or romantic partner of FU member: [CYAQRTH], [CYNAMF]
 [CYNAML], Age: [AGEIWDAT]]

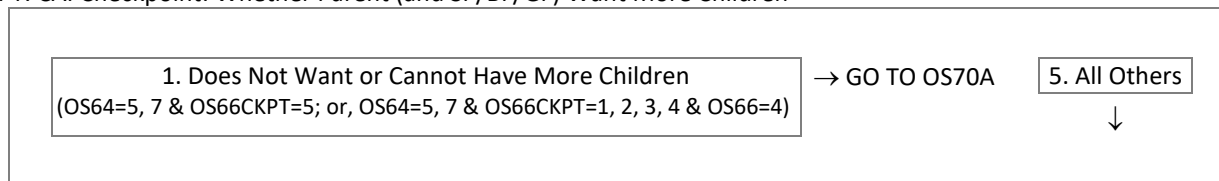
Looking to the future, does [R=RP, SP, BF, GF & OS66CKPT=1, 2: [[CYNAMF] ([CYNAML])] / R=ALL OTHERS & OS66CKPT=3, 4: your spouse] want a [OS66CKPT=1, 3: child / OS66CKPT=2, 4: baby] or another [child / baby] at some time? Would you say definitely yes, probably yes, probably no or definitely no?

1. Definitely yes 2. Probably yes 3. Probably no 4. Definitely no

(WEB) Looking to the future, does [R=RP, SP, BF, GF & OS66CKPT=1, 2: [[CYNAMF] ([CYNAML])] / R=ALL OTHERS & OS66CKPT=3, 4: your spouse] want a [OS66CKPT=1, 3: child / OS66CKPT=2, 4: baby] or another [child / baby] at some time?

1. Definitely yes 2. Probably yes 3. Probably no 4. Definitely no

OS70CKPT. CAI Checkpoint: Whether Parent (and SP/BF/GF) Want More Children



About R (and SP/BF/GF)

OS70. (CATI) FU Member: [CYNAMF] [CYNAML]: [CYAQRTH], [CYFUHU], Age [AGEIWDAT] [(Respondent)]
 [R=RP, SP, BF, GF: Spouse or romantic partner of FU member: [CYAQRTH], [CYNAMF] [CYNAML], Age:
 [AGEIWDAT]]

Sometimes what people want and what they intend are different because they are not able to do what they want. The next question is about your [R=RP, SP, BF, GF: and [CYNAMF] ([CYNAML])'s / R=ALL OTHER OFUMs: and your spouse's] intentions for a [R=MOTHER: baby / R=FATHER: child] in the future.

Altogether, how many [babies / children] do you [and [CYNAMF] ([CYNAML]) / and your spouse] intend to have?

- ENTER number of [babies / children]
- Do not probe DK
- Includes current pregnancy
- Does not include intended adoptions or stepchildren
- If needed: "Intend" refers to what you [and [CYNAMF] ([CYNAML]) / and your spouse] are actually going to try to do

1 – 94 o 95. None (SP_OC)

(WEB) Sometimes what people WANT and what they INTEND are different because they are not able to do what they want. The next question is about your [R=RP, SP, BF, GF: and [CYNAMF] ([CYNAML])'s / R=ALL OTHER OFUMs: and your spouse's] INTENTIONS for a [R=MOTHER: baby / R=FATHER: child] in the future.

Including any current pregnancies, altogether, how many [babies / children] do you [and [CYNAMF] ([CYNAML]) / and your spouse] INTEND to have? This does not include intended adoptions or stepchildren.

By "intend" we mean what you are actually going to try to do.

1 – 94 [Babies / Children]

o 95. None (SP_OC)

About R

OS70A. (CATI) FU Member: [CYNAMF] [CYNAML]: [CYAQRTH], [CYFUHU], Age [AGEIWDAT] [(Respondent)]

Have you used any method of contraception in the last three months?

1. Yes 5. No → GO TO OS70K



(WEB) Have you used any method of contraception in the last three months?

1. Yes 5. No → GO TO OS70K



OS70B. (CATI) FU Member: [CYNAMF] [CYNAML]: [CYAQRTH], [CYFUHU], Age [AGEIWDAT] [(Respondent)]

What method(s) of contraception have you used in the last three months?

- ENTER all that apply
- PROBE: Any others?
- READ list if needed, pausing after each option to allow R to respond

97. (SP_0a) None	
1. Condom or female condom	
2. Withdrawal (pulling out)	
3. Fertility awareness based methods (Rhythm)	GO TO J32CKPT
4. Spermicide (foam, gel, jelly, cream, sponge or suppositories)	
5. Diaphragm (with or without gel)	
6. IUD (intrauterine device)	GO TO OS70D_M
7. Emergency contraception (Morning after pill, Plan B)	
8. Birth control pills	GO TO J32CKPT
9. Depo-Provera or injectables	GO TO OS70F_M
10. Norplant or implant	GO TO OS70H_M
11. Patch (Ortho Evra) or ring (Nuvaring)	
12. Cap (Femcap) or shield (Lea's shield)	GO TO J32CKPT
13. Vasectomy	GO TO OS70C1_M
14. Tubal ligation	GO TO OS70C2_M
15. Other – Please specify: (OS70BSPEC (String 100))	GO TO J32CKPT

(WEB) What methods of contraception have you used in the last three months?

[R=FEMALE: Remember to include methods that men use, such as condoms, vasectomy, and withdrawal.]

Please select all that apply.

97. (SP_Oa) None	
1. Condom or female condom	
2. Withdrawal (pulling out)	
3. Fertility awareness based methods (Rhythm)	GO TO J32CKPT
4. Spermicide (foam, gel, jelly, cream, sponge or suppositories)	
5. Diaphragm (with or without gel)	
6. IUD (intrauterine device)	GO TO OS70D_M
7. Emergency contraception (Morning after pill, Plan B)	GO TO J32CKPT
8. Birth control pills	
9. Depo-Provera or injectables	GO TO OS70F_M
10. Norplant or implant	GO TO OS70H_M
11. Patch (Ortho Evra) or ring (Nuvaring)	GO TO J32CKPT
12. Cap (Femcap) or shield (Lea's shield)	
13. Vasectomy	GO TO OS70C1_M
14. Tubal ligation	GO TO OS70C2_M
15. Other – Please specify: (OS70BSPEC (String 100))	GO TO J32CKPT

OS70C1_M. (CATI) FU Member: [CYNAMF] [CYNAML]: [CYAQRTH], [CYFUHU], Age [AGEIWDAT] [(Respondent)]

In what month and year, or at what age, did [FEMALE: your partner / MALE: you] have a vasectomy?

- SELECT Month
- Or PRESS [Enter] to record Age
- If needed: Please tell me about the first time.
- PROBE DK month: Do you know what season it was?

[Enter]	1. January	2. February	3. March	4. April	5. May	6. June
GO TO	7. July	8. August	9. September	10. October	11. November	12. December
OS70C1_AGE	21. Winter (Dec-Feb)	22. Spring (Mar-May)	23. Summer (Jun-Aug)	24. Fall (Sep-Nov)	DK/RF	



OS70C1_Y. (CATI) FU Member: [CYNAMF] [CYNAML]: [CYAQRTH], [CYFUHU], Age [AGEIWDAT] [(Respondent)]

(In what year did [FEMALE: your partner / MALE: you] have a vasectomy?)

The month entered is: [OS70C1_M]

- ENTER Year
- If R reports an age, GO BACK to OS70C1_M and PRESS [Delete] - then PRESS [Enter] to record Age
- If needed: Please tell me about the first time.

[YRBRN+15 (1994)] – [CURRENTYEAR] DK/RF CHECK: Please enter a date before today.

GO TO J32CKPT



OS70C1_AGE. (CATI) FU Member: [CYNAMF] [CYNAML]: [CYAQRTH], [CYFUHU], Age [AGEIWDAT] [(Respondent)]

([OS70C1_Y=DK/RF: Could you tell me how old [FEMALE: your partner was / MALE: you were] / ALL OTHERS: How old [FEMALE: was your partner / MALE: were you]] when [FEMALE: your partner / MALE: you] had a vasectomy?)

- If needed: Please tell me about the first time.

15 – 44 CHECK: Please enter an age from 15 to [RAGE-CURRENT AGE].



J32CKPT

(WEB) OS70C1_Y, OS70C1_M, OS70C1_AGE. When did [FEMALE: your partner / MALE: you] have a vasectomy?
If you do not know the month, please select the season.

default version

Select ▾ Month or Season Select ▾ Year To enter your age instead, click here.

alternate version

CHECK: Please enter a date before today.

15 – 44 Age To enter month and year instead, click here.

CHECK: Please enter an age from 15 to [RAGE-CURRENT AGE].

OS70C2_M. (CATI) FU Member: [CYNAMF] [CYNAML]: [CYAQRTH], [CYFUHU], Age [AGEIWDAT] [(Respondent)]

In what month and year, or at what age, did [FEMALE: you / MALE: your partner] have a tubal ligation?

- SELECT Month
- Or PRESS [Enter] to record Age
- If needed: Please tell me about the first time.
- PROBE DK month: Do you know what season it was?

[Enter]	1. January	2. February	3. March	4. April	5. May	6. June
GO TO	7. July	8. August	9. September	10. October	11. November	12. December
OS70C2_AGE	21. Winter (Dec-Feb)	22. Spring (Mar-May)	23. Summer (Jun-Aug)	24. Fall (Sep-Nov)	DK/RF	



OS70C2_Y. (CATI) FU Member: [CYNAMF] [CYNAML]: [CYAQRTH], [CYFUHU], Age [AGEIWDAT] [(Respondent)]

(In what year did [FEMALE: you / MALE: your partner] have a tubal ligation?)

The month entered is: [OS70C2_M]

- ENTER Year
- If R reports an age, GO BACK to OS70C2_M and PRESS [Delete] - then PRESS [Enter] to record Age
- If needed: Please tell me about the first time.

[YRBRN+15 (1994)] – [CURRENTYEAR] DK/RF CHECK: Please enter a date before today.

GO TO J32CKPT



OS70C2_AGE. (CATI) FU Member: [CYNAMF] [CYNAML]: [CYAQRTH], [CYFUHU], Age [AGEIWDAT] [(Respondent)]

([OS70C2_Y=DK/RF: Could you tell me how old [FEMALE: you were / MALE: your partner was] / ALL OTHERS: How old [FEMALE: were you / MALE: was your partner]] when [FEMALE: you / MALE: your partner] had a tubal ligation?)

- If needed: Please tell me about the first time.

15 – 44 CHECK: Please enter an age from 15 to [RAGE-CURRENT AGE].



J32CKPT

(WEB) OS70C2_Y, OS70C2_M, OS70C2_AGE. When did [FEMALE: you / MALE: your partner] have a tubal ligation?

If you do not know the month, please select the season.

default version

Select ▾ Month or Season Select ▾ Year To enter your age instead, click here.

alternate version

CHECK: Please enter a date before today.

15 – 44 Age To enter month and year instead, click here.

CHECK: Please enter an age from 15 to [RAGE-CURRENT AGE].

OS70D_M. (CATI) FU Member: [CYNAMF] [CYNAML]: [CYAQRTH], [CYFUHU], Age [AGEIWDAT] [(Respondent)]

In what month and year, or at what age, did [FEMALE: you / MALE: your partner] begin using an IUD (intrauterine device) for the first time?

- SELECT Month
- Or PRESS [Enter] to record Age
- If needed: Please tell me about the first time.
- PROBE DK month: Do you know what season it was?

[Enter]	1. January	2. February	3. March	4. April	5. May	6. June
GO TO OS70D_AGE	7. July	8. August	9. September	10. October	11. November	12. December
	21. Winter (Dec-Feb)	22. Spring (Mar-May)	23. Summer (Jun-Aug)	24. Fall (Sep-Nov)	DK/RF	



OS70D_Y. (CATI) FU Member: [CYNAMF] [CYNAML]: [CYAQRTH], [CYFUHU], Age [AGEIWDAT] [(Respondent)]

(In what year did [FEMALE: you / MALE: your partner] begin using an IUD (intrauterine device) for the first time?)

The month entered is: [OS70D_M]

- ENTER Year
- If R reports an age, GO BACK to OS70D_M and PRESS [Delete] - then PRESS [Enter] to record Age
- If needed: Please tell me about the first time.

[YRBRN+15 (1994)] – [CURRENTYEAR] DK/RF CHECK: Please enter a date before today.

GO TO OS70E_M



OS70D_AGE. (CATI) FU Member: [CYNAMF] [CYNAML]: [CYAQRTH], [CYFUHU], Age [AGEIWDAT] [(Respondent)]

([OS70D_Y=DK/RF: Could you tell me how old [FEMALE: you / MALE: your partner was] / ALL OTHERS: How old [FEMALE: were you / MALE: was your partner]] when [FEMALE: you / MALE: your partner] began using an IUD (intrauterine device) for the first time?)

- If needed: Please tell me about the first time.

15 – 44 CHECK: Please enter an age from 15 to [RAGE-CURRENT AGE].



OS70E_M

(WEB) OS70D_Y, OS70D_M, OS70D_AGE. When did [FEMALE: you / MALE: your partner] begin using an IUD (intrauterine device) for the FIRST time?

If you do not know the month, please select the season.

default version

Select ▾ Month or Season Select ▾ Year To enter your age instead, click here.

alternate version

CHECK: Please enter a date before today.

15 – 44 Age To enter month and year instead, click here.

CHECK: Please enter an age from 15 to [RAGE-CURRENT AGE].

OS70E_M. (CATI) FU Member: [CYNAMF] [CYNAML]: [CYAQRTH], [CYFUHU], Age [AGEIWDAT] [(Respondent)]

In what month and year, or at what age, did [FEMALE: you / MALE: your partner] most recently begin using an IUD (intrauterine device)?

- SELECT Month
- Or PRESS [Enter] to record Age
- If needed: Please tell me about the most recent time.
- PROBE DK month: Do you know what season it was?

[Enter]	1. January	2. February	3. March	4. April	5. May	6. June
GO TO OS70E_AGE	7. July	8. August	9. September	10. October	11. November	12. December
	21. Winter (Dec-Feb)	22. Spring (Mar-May)	23. Summer (Jun-Aug)	24. Fall (Sep-Nov)	DK/RF	

OS70E_Y

O 93. In [OS70D_M], [OS70D_Y]
when first received an IUD (SP_0e)

GO TO J32CKPT

OS70E_Y. (CATI) FU Member: [CYNAMF] [CYNAML]: [CYAQRTH], [CYFUHU], Age [AGEIWDAT] [(Respondent)]

(In what year did [FEMALE: you / MALE: your partner] most recently begin using an IUD?)

The month entered is: [OS70E_M]

- ENTER Year
- If R reports an age, GO BACK to OS70E_M and PRESS [Delete] - then PRESS [Enter] to record Age
- If needed: Please tell me about the most recent time.

[YRBRN+15 (1994)] – [CURRENTYEAR] DK/RF CHECK: Please enter a date before today.

GO TO J32CKPT



OS70E_AGE. (CATI) FU Member: [CYNAMF] [CYNAML]: [CYAQRTH], [CYFUHU], Age [AGEIWDAT] [(Respondent)]

([OS70E_Y=DK/RF: Could you tell me how old [FEMALE: you were / MALE: your partner was] / ALL OTHERS: How old [FEMALE: were you / MALE: was your partner]] when [FEMALE: you / MALE: your partner] most recently began using an IUD?)

- If needed: Please tell me about the most recent time.

15-44	o 92. Age [OS70D_AGE] when first received an IUD (SP_Of)
-------	--

GO TO J32CKPT

CHECK: Please enter an age from 15 to [RAGE-CURRENT AGE].

(WEB) OS70E_Y, OS70E_M, OS70E_AGE. When did [FEMALE: you / MALE: your partner] MOST RECENTLY begin using an IUD (intrauterine device)?

If you do not know the month, please select the season.

default version

Select ▾	Month or Season	Select ▾	Year	To enter your age instead, click here.
----------	-----------------	----------	------	--

o 93. In [OS70D_M], [OS70D_Y] when first received an IUD (SP_Oe) CHECK: Please enter a date before today.

alternate version

15 – 44	Age	To enter month and year instead, click here.
---------	-----	--

CHECK: Please enter an age from 15 to [RAGE-CURRENT AGE].

O 92. Age [OS70D_AGE] when first received an IUD (SP_Of)

OS70F_M. (CATI) FU Member: [CYNAMF] [CYNAML]: [CYAQRTH], [CYFUHU], Age [AGEIWDAT] [(Respondent)]

In what month and year, or at what age, did [FEMALE: you / MALE: your partner] receive a Depo-Provera shot or other contraceptive injection for the first time?

- SELECT Month
- Or PRESS [Enter] to record Age
- If needed: Please tell me about the first time.
- PROBE DK month: Do you know what season it was?

[Enter]	1. January	2. February	3. March	4. April	5. May	6. June
GO TO	7. July	8. August	9. September	10. October	11. November	12. December
OS70F_AGE	21. Winter (Dec-Feb)	22. Spring (Mar-May)	23. Summer (Jun-Aug)	24. Fall (Sep-Nov)	DK/RF	



OS70F_Y. (CATI) FU Member: [CYNAMF] [CYNAML]: [CYAQRTH], [CYFUHU], Age [AGEIWDAT] [(Respondent)]

(In what year did [FEMALE: you / MALE: your partner] receive a Depo-Provera shot or other contraceptive injection for the first time?)

The month entered is: [OS70F_M]

- ENTER Year
- If R reports an age, GO BACK to OS70F_M and PRESS [Delete] - then PRESS [Enter] to record Age
- If needed: Please tell me about the first time.

[YRBRN+15 (1994)] – [CURRENTYEAR]	DK/RF	CHECK: Please enter a date before today.
-----------------------------------	-------	--

GO TO OS70G_M



OS70F_AGE. (CATI) FU Member: [CYNAMF] [CYNAML]: [CYAQRTH], [CYFUHU], Age [AGEIWDAT] [(Respondent)]

([OS70F_Y=DK/RF: Could you tell me how old [FEMALE: you were / MALE: your partner was] / ALL OTHERS: How old [FEMALE: were you / MALE: was your partner]] when [FEMALE: you / MALE: your partner] received a Depo-Provera shot other contraceptive injection for the first time?)

- If needed: Please tell me about the first time.

CHECK: Please enter an age from 15 to [RAGE-CURRENT AGE].



OS70G_M

(WEB) OS70F_Y, OS70F_M, OS70F_AGE. When did [FEMALE: you / MALE: your partner] FIRST receive a Depo-Provera shot or other contraceptive injection?

If you do not know the month, please select the season.

default version

Month or Season Year

alternate version

CHECK: Please enter a date before today.

Age

CHECK: Please enter an age from 15 to [RAGE-CURRENT AGE].

OS70G_M. (CATI) FU Member: [CYNAMF] [CYNAML]: [CYAQRTH], [CYFUHU], Age [AGEIWDAT] [(Respondent)]

In what month and year, or at what age, did [FEMALE: you / MALE: your partner] most recently begin receiving Depo-Provera shots or other contraceptive injections?

- SELECT Month
- Or PRESS [Enter] to record Age
- If needed: Please tell me about the most recent time.
- PROBE DK month: Do you know what season it was?

[Enter]	1. January	2. February	3. March	4. April	5. May	6. June
GO TO	7. July	8. August	9. September	10. October	11. November	12. December
OS70G_AGE	21. Winter (Dec-Feb)	22. Spring (Mar-May)	23. Summer (Jun-Aug)	24. Fall (Sep-Nov)	DK/RF	



O 93. In [OS70F_M], [OS70F_Y]
when first received a Depo-Provera shot (SP_0e)

GO TO J32CKPT

OS70G_Y. (CATI) FU Member: [CYNAMF] [CYNAML]: [CYAQRTH], [CYFUHU], Age [AGEIWDAT] [(Respondent)]

(In what year did [FEMALE: you / MALE: your partner] most recently receive a Depo-Provera shot or other contraceptive injection?)

The month entered is: [OS70G_M]

- ENTER Year
- If R reports an age, GO BACK to OS70G_M and PRESS [Delete] - then PRESS [Enter] to record Age
- If needed: Please tell me about the most recent time.

CHECK: Please enter a before today.

GO TO J32CKPT



OS70G_AGE. (CATI) FU Member: [CYNAMF] [CYNAML]: [CYAQRTH], [CYFUHU], Age [AGEIWDATE] [(Respondent)] ([OS70G_Y=DK/RF: Could you tell me how old [FEMALE: you were / MALE: your partner was] /ALL OTHERS: How old [FEMALE: were you / MALE: was your partner]] when [FEMALE: you / MALE: your partner] most recently received a Depo-Provera shot or other contraceptive injection?)

- If needed: Please tell me about the most recent time.

15-44	o 92. Age [OS70F_AGE] when first received a contraceptive injection (SP_Of)
-------	---

GO TO J32CKPT

CHECK: Please enter an age from 15 to [RAGE-CURRENT AGE].

(WEB) OS70G_Y, OS70G_M, OS70G_AGE. When did [FEMALE: you / MALE: your partner] MOST RECENTLY receive a Depo-Provera shot or other contraceptive injection?

If you do not know the month, please select the season.

default version

Select ▾	Month or Season	Select ▾	Year	To enter your age instead, click here.
----------	-----------------	----------	------	--

o 93. In [OS70F_M], [OS70F_Y] when first received contraceptive injection (SP_Oe) CHECK: Please enter a date before today).

alternate version

15 – 44	Age	To enter month and year instead, click here.
---------	-----	--

CHECK: Please enter an age from 15 to [RAGE-CURRENT AGE].

O 92. Age [OS70F_AGE] when first received contraceptive injection (SP_Of)

OS70H_M. (CATI) FU Member: [CYNAMF] [CYNAML]: [CYAQRTH], [CYFUHU], Age [AGEIWDATE] [(Respondent)]

In what month and year, or at what age, did [FEMALE: you / MALE: your partner] receive a Norplant or other hormonal implant for the first time?

- SELECT Month
- Or PRESS [Enter] to record Age
- If needed: Please tell me about the first time.
- PROBE DK month: Do you know what season it was?

[Enter]	1. January	2. February	3. March	4. April	5. May	6. June
GO TO	7. July	8. August	9. September	10. October	11. November	12. December
OS70H_AGE	21. Winter (Dec-Feb)	22. Spring (Mar-May)	23. Summer (Jun-Aug)	24. Fall (Sep-Nov)	DK/RF	



OS70H_Y. (CATI) FU Member: [CYNAMF] [CYNAML]: [CYAQRTH], [CYFUHU], Age [AGEIWDATE] [(Respondent)] (In what year did [FEMALE: you / MALE: your partner] receive a Norplant or other hormonal implant for the first time?)

The month entered is: [OS70H_M]

- ENTER Year
- If R reports an age, GO BACK to OS70H_M and PRESS [Delete] - then PRESS [Enter] to record Age
- If needed: Please tell me about the first time.

[YRBRN+15 (1994)] – [CURRENTYEAR]	DK/RF	CHECK: Please enter a date before today.
-----------------------------------	-------	--

GO TO OS70J_M



OS70H_AGE. (CATI) FU Member: [CYNAMF] [CYNAML]: [CYAQRTH], [CYFUHU], Age [AGEIWDAT] [(Respondent)]

([OS70G_Y=DK/RF: Could you tell me how old [FEMALE: you were / MALE: your partner was] / ALL OTHERS: How old [FEMALE: were you / MALE: was your partner]] when [FEMALE: you / MALE: your partner] received a Norplant or other hormonal implant for the first time?)

- If needed: Please tell me about the first time.

15 – 44 CHECK: Please enter an age from 15 to [RAGE-CURRENT AGE].



OS70J_M

(WEB) OS70H_Y, OS70H_M, OS70H_AGE. When did [FEMALE: you / MALE: your partner] receive a Norplant or other hormonal implant for the FIRST time?

If you do not know the month, please select the season.

default version

Select ▾ Month or Season Select ▾ Year To enter your age instead, click here.

alternate version

CHECK: Please enter a date before today.

15 – 44 Age

To enter month and year instead, click here.

CHECK: Please enter an age from 15 to [RAGE-CURRENT AGE].

OS70J_M. (CATI) FU Member: [CYNAMF] [CYNAML]: [CYAQRTH], [CYFUHU], Age [AGEIWDAT] [(Respondent)]

In what month and year, or at what age, did [FEMALE: you / MALE: your partner] most recently begin receiving a Norplant or other hormonal implant?

- SELECT Month
- Or PRESS [Enter] to record Age
- If needed: Please tell me about the most recent time.
- PROBE DK month: Do you know what season it was?

[Enter]	1. January	2. February	3. March	4. April	5. May	6. June
GO TO OS70J_AGE	7. July	8. August	9. September	10. October	11. November	12. December
	21. Winter (Dec-Feb)	22. Spring (Mar-May)	23. Summer (Jun-Aug)	24. Fall (Sep-Nov)	DK/RF	



O 93. In [OS70H_M], [OS70H_Y]
when first received a Norplant (SP_0e)

GO TO J32CKPT

OS70J_Y. (CATI) FU Member: [CYNAMF] [CYNAML]: [CYAQRTH], [CYFUHU], Age [AGEIWDAT] [(Respondent)]

(In what year did [FEMALE: you / MALE: your partner] most recently begin receiving a Norplant or other hormonal implant?)

The month entered is: [OS70J_M]

- ENTER Year
- If R reports an age, GO BACK to OS70J_M and PRESS [Delete] - then PRESS [Enter] to record Age
- If needed: Please tell me about the most recent time.

[YRBRN+15 (1994)] – [CURRENTYEAR] DK/RF CHECK: Please enter a date before today.

GO TO J32CKPT



OS70J_AGE. (CATI) FU Member: [CYNAMF] [CYNAML]: [CYAQRTH], [CYFUHU], Age [AGEIWDAT] [(Respondent)]

([OS70J_Y=DK/RF: Could you tell me how old [FEMALE: you were / MALE: your partner was] / ALL OTHERS: How old [FEMALE: were you / MALE: was your partner]] when [FEMALE: you / MALE: your partner] most recently began receiving a Norplant or other hormonal implant?)

- If needed: Please tell me about the most recent time.

15-44	o 92. [OS70H_AGE] when first received a Norplant (SP_Of)
-------	--

GO TO J32CKPT

CHECK: Please enter an age from 15 to [RAGE-CURRENT AGE].

(WEB) OS70J_Y, OS70J_M, OS70J_AGE. When did [FEMALE: you / MALE: your partner] MOST RECENTLY receive a Norplant or other hormonal implant?

If you do not know the month, please select the season.

default version

Select ▾	Month or Season	Select ▾	Year	To enter your age instead, click here.
----------	-----------------	----------	------	--

o 93. In [OS70H_M], [OS70H_Y] when first received a Norplant (SP_Oe)

CHECK: Please enter a date in or before ^MONTH (CURRENTDATE) ^YEAR (CURRENTDATE).

alternate version

15 – 44	Age	To enter month and year instead, click here.
---------	-----	--

CHECK: Please enter an age from 15 to [RAGE-CURRENT AGE].

O 92. Age [OS70H_AGE] when first received a Norplant (SP_Of)

OS70K. (CATI) FU Member: [CYNAMF] [CYNAML]: [CYAQRTH], [CYFUHU], Age [AGEIWDAT] [(Respondent)]

What is the reason you are not using any contraception method?

- ENTER all that apply

1. R does not expect to have sex at all
2. R does not have sex very often
3. R does not think they can [R=FEMALE: become pregnant/R=MALE: have children]
4. R doesn't really mind or wants to [R=FEMALE: get become pregnant/ R=MALE: have children]
5. R is worried about the side effects of birth control
6. R could not get any contraception or preferred contraception
7. R forgets to use it or doesn't use it all the time
8. R was told by a doctor that they cannot [R=FEMALE: become pregnant/ R=MALE: have children]
9. R is post-menopausal
10. R is in a same sex relationship
11. R does not want to use birth control
97. Other-specify (OS70KSPEC. Specify (String 100))

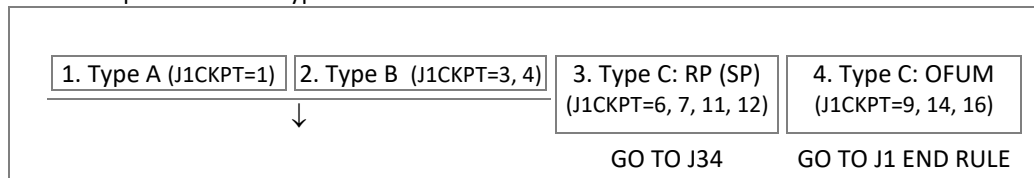
(WEB) What is the reason that you are not using any contraception method?
Please select all that apply.

1. You do not expect to have sex at all
2. You don't have sex very often
3. You do not think you can [R=FEMALE: become pregnant/R=MALE: have children]
4. You don't really mind or want to [R=FEMALE: become pregnant/R=MALE: have children]
5. You are worried about the side effects of birth control
6. You could not get any contraception or preferred contraception
7. You forget to use it or don't use it all the time
8. You were told by a doctor that you cannot [R=FEMALE: become pregnant/R=MALE: have children]
9. You are post-menopausal
10. You are in a same sex relationship
11. You do not want to use birth control
97. Other – Please specify: (OS70KSPEC. Specify (String 100))

End PREGINTENTION

Adoptive Children

J32CKPT. CAI Checkpoint: J1CKPT Type



J33. (CATI) [CYNAMF] [CYNAML]: [CYAQRTH], [CYFUHU], Age [AGEIWDAT] [(Respondent)]

[TYPE A: [Have you or [[REFERENCE PERSON] / [SPOUSE-PARTNER]] / Has [REFERENCE PERSON] or [SPOUSE-PARTNER]] / TYPE B: [Have you / Has [REFERENCE PERSON] / Has [SPOUSE-PARTNER]]] legally adopted any children since January [P2YEAR]?

1. Yes → GO TO J35 5. No → GO TO SECTION J END RULE

(WEB) [TYPE A: [Have you or [[REFERENCE PERSON] / [SPOUSE-PARTNER]] / Has [REFERENCE PERSON] or [SPOUSE-PARTNER]] / TYPE B: [Have you / Has [REFERENCE PERSON] / Has [SPOUSE-PARTNER]]] LEGALLY adopted any children since January [P2YEAR]?

1. Yes → GO TO J35 5. No → GO TO SECTION J END RULE

J34. (CATI) [CYNAMF] [CYNAML]: [CYAQRTH], [CYFUHU], Age [AGEIWDAT] [(Respondent)]

[Have you / Has [REFERENCE PERSON] / Has [SPOUSE-PARTNER]] ever legally adopted any children?

1. Yes 5. No → GO TO SECTION J END RULE

GO TO J35

(WEB) [Have you / Has [REFERENCE PERSON] / Has [SPOUSE-PARTNER]] ever LEGALLY adopted any children?

1. Yes 5. No → GO TO SECTION J END RULE

GO TO J35

J35. [CYNAMF] [CYNAML]: [CYAQRTH], [CYFUHU], Age [AGEIWDAT] [(Respondent)]

How many [TYPE A, B: is that / TYPE C: altogether]?

→ GO TO SECTION J END RULE

GO TO J36

(WEB) How many [TYPE A, B: is that / TYPE C: altogether]?

Children → GO TO SECTION J END RULE

GO TO J36

SECTION_J[1..24].J36NAME[1..20] [1..24]=AQSN of FU Member; [1..20]=Which child

J36, J36NAMM, J36NAML. (CATI) [CYNAMF] [CYNAML]: [CYAQRTH], [CYFUHU], Age [AGEIWDAT] [(Respondent)]

What is [this / the [first / next]] child's name, including middle and last names?

- ENTER First Name
- Ctrl-D and Ctrl-R not allowed; For DK/RF, type [DK] or [RF]

(What is [this / the [first / next]] child's name, including middle and last names?)

- ENTER Middle Name
- Ask for Middle Name but do not probe DK or RF
- If none, PRESS [Enter] to continue
- Ctrl-D and Ctrl-R not allowed; For DK/RF, PRESS [Enter] to continue

(What is [this / the [first / next]] child's name, including middle and last names?)

- ENTER Last Name
- Ctrl-D and Ctrl-R not allowed; For DK/RF, type [DK] or [RF]

(WEB) What is [this / the [first / next]] child's name?

If you prefer not to enter this child's name, please enter a nickname or anything that will identify this child to you.

First Name

Middle Name

Last Name

AS1 RULE: Number of Children at J35

<input type="text" value="More Children"/> → REPEAT J36 - J36NAML; Max=20; Then GO TO AS1	<input type="text" value="No More Children"/>
	↓

End J36NAME

SECTION_J[1..24].AS1_AS9[1..15] [1..24]=AQSN of FU Member; [1..15]=Which child

AS1. (CATI) [J36 NAME] CHILD OF: [CYNAMF] [CYNAML]: [CYAQRTH], [CYFUHU], Age [AGEIWDAT] [(Respondent)]

Let's talk about [J36] [(J36NAML)]. (We can't always tell from a name. Is that a male or a female?)

(WEB) [J35>1: These next questions are about [(J36) [J36NAML] / the [first / next] child].

Is [(J36) [(J36NAML))] / this child] ...?

AS2MO, AS2DY, AS2YR. (CATI) [J36 NAME] CHILD OF: [CYNAMF] [CYNAML]: [CYAQRTH], [CYFUHU], Age [AGEIWDAT] [(Respondent)]

What is [J36]'s [(J36NAML)] full birthdate?

- **SELECT Month**
- **IF NECESSARY:** What would be your best estimate?
 - **IF needed:** Please remember that all of your responses are confidential.

1. January 5. May 9. September 21. Winter (Dec-Feb)
 2. February 6. June 10. October 22. Spring (Mar-May)
 3. March 7. July 11. November 23. Summer (Jun-Aug)
 4. April 8. August 12. December 24. Fall (Sep-Nov)

(What is [J36]'s [(J36NAML)] full birthdate?)

The month entered is: [AS2MO]

- **ENTER day**
- **IF needed:** Please remember that all of your responses are confidential.

1 – 31

(What is [J36]'s [(J36NAML)] full birthdate?)

The month entered is: [AS2MO]

- **ENTER the year below**
- **IF needed:** Please remember that all of your responses are confidential.

☐ 9996. [P2YEAR]-[CYEAR] but don't know which year (SP_0B)
☐ 9997. Before [P2YEAR] but don't know exact year (SP_0A)

SIGNAL for J33=Yes & AS2YR<P2YEAR or 9997: Years prior to [P2YEAR] are not allowed since we are asking about children adopted since [PYIWDAT]. Please VERIFY child's year of birth.

(WEB) What is [(J36)'s [(J36NAML)] / this child's] birthdate?

Please remember that all of your responses are confidential.

Month or Season 1. January 5. May 9. September 21. Winter (Dec-Feb)
 2. February 6. June 10. October 22. Spring (Mar-May)
 3. March 7. July 11. November 23. Summer (Jun-Aug)
 4. April 8. August 12. December 24. Fall (Sep-Nov)

Day 1 – 31

Year

☐ 9996. [P2YEAR]-[CYEAR] but don't know which year (SP_0B)

☐ 9997. Before [P2YEAR] but don't know exact year (SP_0A)

CHECK: Please enter a date before today.

CHECK for J1CKPT=TYPE A, B & AS2YR<P2YEAR: Please enter a year from [P2YEAR] to [CYEAR].

AS3. (CATI) [J36 NAME] CHILD OF: [CYNAMF] [CYNAML]: [CYAQRTH], [CYFUHU], Age [AGEIWDAT] [(Respondent)]

What was [his / her] relationship to [TYPE A: [you and [[REFERENCE PERSON] / [SPOUSE-PARTNER]] / [REFERENCE PERSON] and [SPOUSE-PARTNER]] / TYPE B, C: [you / [REFERENCE PERSON] / [SPOUSE-PARTNER]] before the adoption?

Select ▾	96. None	481. Brother of	711. Nephew of Spouse
	301. Son	Partner/Boyfriend/Girlfriend	712. Niece of Spouse
	302. Daughter	482. Sister of	740. Cousin of [REFERENCE PERSON]
	331. Stepson	Partner/Boyfriend/Girlfriend	750. Cousin of Spouse
	332. Stepdaughter	601. Grandson	831. Son of Boyfriend/Girlfriend
	381. Foster son	602. Granddaughter	832. Daughter of Boyfriend/Girlfriend
	382. Foster daughter	651. Great-grandson	950. Relative of [REFERENCE PERSON]
	401. Brother	652. Great-granddaughter	960. Relative of Spouse
	402. Sister	701. Nephew of [REFERENCE PERSON]	970. Relative of
	471. Brother-in-law	702. Niece of [REFERENCE PERSON]	Partner/Boyfriend/Girlfriend
	472. Sister-in-law		

(WEB) What was [his / her] relationship to [TYPE A: [you and [[REFERENCE PERSON] / [SPOUSE-PARTNER]] / [REFERENCE PERSON] and [SPOUSE-PARTNER]] / TYPE B, C: [you / [REFERENCE PERSON] / [SPOUSE-PARTNER]] before the adoption?

Select ▾	Relationship	96. None	481. Brother of	711. Nephew of Spouse
		301. Son	Partner/Boyfriend/Girlfriend	712. Niece of Spouse
		302. Daughter	482. Sister of	740. Cousin of [REFERENCE PERSON]
		331. Stepson	Partner/Boyfriend/Girlfriend	750. Cousin of Spouse
		332. Stepdaughter	601. Grandson	831. Son of Boyfriend/Girlfriend
		381. Foster son	602. Granddaughter	832. Daughter of
		382. Foster daughter	651. Great-grandson	Boyfriend/Girlfriend
		401. Brother	652. Great-granddaughter	950. Relative of [REFERENCE
		402. Sister	701. Nephew of [REFERENCE	PERSON]
		471. Brother-in-law	PERSON]	960. Relative of Spouse
		472. Sister-in-law	702. Niece of [REFERENCE	970. Relative of
			PERSON]	Partner/Boyfriend/Girlfriend

AS4COUNTRY (AS4CTRYNAME), AS4TOWN, AS4STATE (AS4STABBR).

(CATI) [J36 NAME] CHILD OF: [CYNAMF] [CYNAML]: [CYAQRTH], [CYFUHU], Age [AGEIWDAT] [(Respondent)]

Where was [he / she] ([J36] [J36NAML]) born? (In what country was [he / she] born?)

- ENTER [185 UNITED STATES] for Puerto Rico, U.S. Virgin Islands, Guam, American Samoa or the Northern Mariana Islands

Select ▾ 1 – 193 (Defaults to 185/US)

In what city was [he / she] born?

- For Don't Know, ENTER [Ctrl D]
- For Refusal, ENTER [Ctrl R]

String 25

(In what state (of the U.S.) was that?) (For COUNTRY=185)

Select ▾ 1 – 57 (Assigned 57/FC if Country<>185)

(WEB) Where was [[J36] ([J36NAML])] / this child] born?

Country

Select ▾ 1 – 193 (Defaults to 185/US)

United States includes Puerto Rico, U.S. Virgin Islands, Guam, American Samoa and the Northern Mariana Islands

City

String 25

State

Select ▾ 1 – 57 (Assigned 57/FC if Country<>185)

AS5. (CATI ONLY) [J36 NAME] CHILD OF: [CYNAMF] [CYNAML]: [CYAQRTH], [CYFUHU], Age [AGEIWDAT] [(Respondent)]
Is [J36] [(J36NAML)] living with you now, away with [his / her] [J2=FEMALE: father / J2=MALE: mother], with
some other relative, (has he/she set up a separate household), or what?

1. Living in FU now	2. Living with father elsewhere	
3. Living with mother elsewhere	4. Living with other relative elsewhere	
5. Set up a separate household	7. Other-specify (AS5SPEC. Specify (String 100))	DK/RF
		6. Deceased

GO TO AS7

GO TO AS6MO

AS5A_W. (WEB ONLY) Where is [(J36) [(J36NAML)] / this child] now?

1. Living here with this family	2. Living somewhere else	4. Passed away; died
7. Other - Please specify: (AS5ASPEC)	NA	

GO TO AS7

GO TO AS5B_W

GO TO AS6MO

AS5B_W. (WEB ONLY) With whom is [(J36) [(J36NAML)] / this child] living?

1. [His / Her / Their] father	2. [His / Her / Their] mother	3. Another relative
4. On [his / her / their] own, in a separate household	5. A foster family	
7. Other - Please specify: (AS5BSPEC)		

GO TO AS7

AS6MO, AS6YR. (CATI) [J36 NAME] CHILD OF: [CYNAMF] [CYNAML]: [CYAQRTH], [CYFUHU], Age [AGEIWDAT] [(Respondent)]

We are very sorry for your loss. In what month and year did [he / she] die?

- SELECT Month and [Enter] to go to next screen for year
- IF NECESSARY: What would be your best estimate?

Select ▾	1. January	5. May	9. September	21. Winter (Dec-Feb)
	2. February	6. June	10. October	22. Spring (Mar-May)
	3. March	7. July	11. November	23. Summer (Jun-Aug)
	4. April	8. August	12. December	24. Fall (Sep-Nov)

The month entered is: [AS6MO]

- ENTER the year below

1901 – [CYEAR]	<input type="radio"/> 9996. [P2YEAR]-[CYEAR] but don't know which year (SP_0B)
	<input type="radio"/> 9997. Before [P2YEAR] but don't know exact year (SP_0A)

GO TO AS10 RULE

(WEB) We are very sorry for your loss.

In what month and year did [(J36) [(J36NAML)] / this child] die?

If you do not know the month, please select the season.

Select ▾	Month or	1. January	5. May	9. September	21. Winter (Dec-Feb)
	Season	2. February	6. June	10. October	22. Spring (Mar-May)
		3. March	7. July	11. November	23. Summer (Jun-Aug)
		4. April	8. August	12. December	24. Fall (Sep-Nov)

1901 – [CYEAR] Year

<input type="radio"/> 9996. [P2YEAR]-[CYEAR] but don't know which year (SP_0B)
<input type="radio"/> 9997. Before [P2YEAR] but don't know exact year (SP_0A)

CHECK: Please enter a date before today.

GO TO AS10 RULE

AS7. (CATI) [J36 NAME] CHILD OF: [CYNAMF] [CYNAML]: [CYAQRTH], [CYFUHU], Age [AGEIWDAT] [(Respondent)]

Is [he / she] Spanish, Hispanic, or Latino? That is, Mexican, Mexican American, Chicano, Puerto Rican, Cuban, or other Spanish?

0. Not Spanish/Hispanic	1. Mexican	2. Mexican American	3. Chicano
4. Puerto Rican	5. Cuban	7. Other-specify (AS7SPEC. Specify (String 100))	

(WEB) What are [(J36)]'s [(J36NAML)] / this child's] Hispanic, Latino or Spanish origins or background?

0. None, not Spanish, Hispanic, or Latino	1. Mexican	2. Mexican American	3. Chicano
4. Puerto Rican	5. Cuban	7. Other - Please specify: (OS7SPEC)	

AS8. (CATI) [J36 NAME] CHILD OF: [CYNAMF] [CYNAML]: [CYAQRTH], [CYFUHU], Age [AGEIWDAT] [(Respondent)]

What is [his / her] race? Is [he / she] white, black, American Indian, Alaska Native, Asian, Native Hawaiian, or Pacific Islander?

- ENTER all that apply
- PROBE: Any others?

1. White	2. Black, African-American	3. American Indian or Alaska Native	4. Asian
5. Native Hawaiian	6. Pacific Islander	7. Other-specify (AS8SPEC. Specify (String 100))	DK/RF GO TO AS8A

GO TO AS10 RULE

(WEB) What is [(J36)]'s [(J36NAML)] / this child's] race?

Please select all that apply.

1. White	2. Black, African-American	3. American Indian or Alaska Native	4. Asian
5. Native Hawaiian	6. Pacific Islander	7. Other - Please specify: (AS8SPEC)	NA GO TO AS8A

GO TO AS10 RULE

AS8A. (CATI) [J36 NAME] CHILD OF: [CYNAMF] [CYNAML]: [CYAQRTH], [CYFUHU], Age [AGEIWDAT] [(Respondent)]

Would that be Chinese, Filipino, Asian Indian, or what?

1. Chinese	2. Filipino	3. Asian Indian	4. Japanese	5. Korean	6. Vietnamese
7. Other-specify (AS8ASPEC. Specify (String 100))					

(WEB) What are [(J36)]'s [(J36NAML)] / this child's] specific Asian origins or background?

1. Chinese	2. Filipino	3. Asian Indian	4. Japanese	5. Korean	6. Vietnamese
7. Other - Please specify: (AS8ASPEC)					

AS10 RULE: Whether More Children at J36

More Children	→ REPEAT AS1 - AS8A; Max=20; Then GO TO SECTION J END RULE	No More Children ↓
---------------	---	-----------------------

End AS1_AS9

SECTION J END RULE: Whether More Eligible FU Members

More FU Members	→ REPEAT SECTION J; Max=24; Then GO TO SECTION KL	No More FU Members GO TO SECTION KL
-----------------	--	--

End SECTION_J

Section KL: Background; Continuing Education

[TOC](#)

SECTION_KL

KL1ACKPT[1..2].CODE. CAI Checkpoint: Whether Full KL or Update Only Needed [1]=Spouse-Partner, [2]=Reference Person

Full Section KL		Section KL Education Update Only	
1. Spouse-Partner a. Preloaded SP needs full KL (IWTYPE=REINT, RECON, SO, RECSO & CYFUHU=FU & CYAQRTH=201-222 & PYAQRTH=101-222 & KLTYPE=1) b. New SP preloaded as OFUM (IWTYPE=REINT, RECON & CYFUHU=FU & CYAQRTH=201-222 & PYAQRTH<>101-222) c. New SP moved-in (IWTYPE=REINT, RECON & CYFUHU=FUMI & CYAQRTH=201-222) d. New interview (IWTYPE=SO, RECSO & CYFUHU=FU, FUMI & CYAQRTH=201-222)	2. Reference Person a. Preloaded RP needs full KL (IWTYPE=REINT, RECON, SO, RECSO & CYFUHU=FU & CYAQRTH=101-102 & PYAQRTH=101-22 & KLTYPE=1) b. New RP preloaded as OFUM (IWTYPE=REINT, RECON & CYFUHU=FU & CYAQRTH=101-102 & PYAQRTH<>101-222) c. New RP moved-in (IWTYPE=REINT, RECON & CYFUHU=FUMI & CYAQRTH=101-102) d. New interview (IWTYPE=SO, RECSO & CYFUHU=FU, FUMI & CYAQRTH=101-102)	3. Spouse-Partner (Preloaded SP: IWTYPE=REINT, RECON, SO, RECSO & CYFUHU=FU & CYAQRTH=201-222 & PYAQRTH=101-222 & KLTYPE=2)	4. Reference Person (Preloaded RP: IWTYPE=REINT, RECON, SO, RECSO & CYFUHU=FU & CYAQRTH=101-102 & PYAQRTH=101-222 & KLTYPE=2)
↓		GO TO KL74	

SECTION_KL.KL[1..2] [1]=Spouse-Partner, [2]=Reference Person

LINENUM. AQSN of Spouse-Partner (Reference Person). Assigned.

Father

KL2COUNTRY (KL2CTRYNAME), KL2CITY, KL2STATE (KL2STABBR).

(CATI) [CYNAMF] [CYNAML]: [CYAQRTH], [CYFUHU], Age [AGEIWDAT] [(Respondent)]

Now I have some questions about [your / [SPOUSE-PARTNER]'s / [REFERENCE PERSON]'s] family and past experiences. Where was [your / her / his] father born? (What Country is that in?)

- If [R/SP] does not have a known father, PROBE: By "father" we mean biological father, stepfather, or male guardian.
- ENTER [185 UNITED STATES] for Puerto Rico, U.S. Virgin Islands, Guam, American Samoa or the Northern Mariana Islands

 1 – 193 (Defaults to 185/US)

(What City is that in?)

(What State is that in?) (For COUNTRY=185)

 1 – 57 (Assigned 57/FC if Country<>185)

(WEB) Now I have some questions about [your / [SPOUSE-PARTNER]'s / [REFERENCE PERSON]'s] family and past experiences. Where was [your / her / his] father born?

By "father" we mean biological father, stepfather, or male guardian.

Country

 1 – 193 (Defaults to 185/US)

United States includes Puerto Rico, U.S. Virgin Islands, Guam, American Samoa and the Northern Mariana Islands

City

State

 1 – 57 (Assigned 57/FC if Country<>185)

KL3COUNTRY (KL3CTRYNAME), KL3CITY, KL3STATE (KL3STABBR).

(CATI) [CYNAMF] [CYNAML]: [CYAQRTH], [CYFUHU], Age [AGEIWDAT] [(Respondent)]

Where did [your / her / his] father grow up? (What Country is that in?)

- Most of the years from ages 6 to 16
- ENTER [185 UNITED STATES] for Puerto Rico, U.S. Virgin Islands, Guam, American Samoa or the Northern Mariana Islands

Select ▾ 1 – 193 (Defaults to 185/US)

(What City is that in?)

String 25

(What State is that in?) (For COUNTRY=185)

Select ▾ 1 – 57 (Assigned 57/FC if Country<>185)

(WEB) Where did [your / her / his] father grow up?

Please tell us where he grew up for most of the years between the ages of 6 and 16.

Country

Select ▾ 1 – 193 (Defaults to 185/US)

United States includes Puerto Rico, U.S. Virgin Islands,
Guam, American Samoa and the Northern Mariana Islands

City

String 25

State

Select ▾ 1 – 57 (Assigned 57/FC if Country<>185)

KL4. (CATI) [CYNAMF] [CYNAML]: [CYAQRTH], [CYFUHU], Age [AGEIWDAT] [(Respondent)]

Where did [your / her / his] father receive his education - in the United States, outside the United States, or both?

1. United States only 2. Outside U.S. only 3. Both in U.S. and outside DK 5. Had no education RF

GO TO KL5

GO TO KL7CKPT

GO TO KL5

GO TO KL7CKPT

(WEB) Where did [your / her / his] father receive his education?

1. United States only 2. Outside United States only 3. Both in the United States and outside the United States 5. Had no education NA

GO TO KL5

GO TO KL7CKPT

GO TO KL5

GO TO KL7CKPT

GO TO KL5

KL5. (CATI) [CYNAMF] [CYNAML]: [CYAQRTH], [CYFUHU], Age [AGEIWDAT] [(Respondent)]

How much education did [your / her / his] father complete (in the United States)?

1. 0 - 5 grades RF 2. 6 - 8 grades; "Grade School" 3. 9 - 11 grades; "Junior High"

GO TO KL6

4. 12 grades; "High School"

5. 12 grades plus non-academic training

6. 13 - 14 years; Some college; Associate's Degree

7. 15 - 16 years; College; Bachelor's Degree

DK

8. 17 or more years; College; Graduate work; Ph.D, Professional degree

GO TO KL5
SIGNAL

GO TO KL7CKPT

(WEB) How much education did [your / her / his] father complete in the United States?

1. 0 - 5 grades NA 2. 6 - 8 grades (Grade School) 3. 9 - 11 grades (Junior High)

GO TO KL6

4. 12 grades (High School)

5. 12 grades plus non-academic training

6. 13 - 14 years (some college or an Associate's Degree (AA))

7. 15 - 16 years (college or a Bachelor's Degree (BA, BS))

8. 17 or more years (college, graduate work, a Master's Degree (MA, MS, MBA) or Doctorate (PhD), or a professional degree (LLB, JD, MD, DDS, DVM, DO)

GO TO KL7CKPT

KL5 SIGNAL. (CATI ONLY) What is your best estimate, would you say...

- [READ code list below](#)

1. 0 - 5 grades,	2. 6 - 8 grades,	3. 9 - 11 grades,	4. 12 grades,
GO TO KL6		5. 12 grades plus non-academic training,	
		6. 13 - 14 years or an Associate's Degree,	
		7. 15 - 16 years or a Bachelor's Degree, or	
8. 17 or more years - a graduate degree, Ph.D, or professional degree?			DK/RF

GO TO KL7CKPT

KL6. (CATI) [CYNAMF] [CYNAML]: [CYAQRTH], [CYFUHU], Age [AGEIWDAT] [(Respondent)]

Could he read and write (in English)?

1. Yes 5. No

(WEB) Could he read and write in English?

1. Yes 5. No

KL7CKPT. CAI Checkpoint: Whether SP/RP's Father Educated Outside U.S.

1. Outside U.S. (KL4=2, 3)	5. All Others (KL4=1, 5, DK, RF, NA)	→ GO TO KL10
↓		

KL8. (CATI) [CYNAMF] [CYNAML]: [CYAQRTH], [CYFUHU], Age [AGEIWDAT] [(Respondent)]

How many years of school did he complete outside of the U.S.?

1 - 97

(WEB) How many years of school did he complete outside of the United States?

1 - 97 Number of years

CHECK: Please enter a number from 1 to 97.

KL9. (CATI) [CYNAMF] [CYNAML]: [CYAQRTH], [CYFUHU], Age [AGEIWDAT] [(Respondent)]

What was the highest degree or certificate he earned outside the U.S.?

String 100

(WEB) What was the highest degree or certificate he earned outside the United States?

String 100

KL10. (CATI) [CYNAMF] [CYNAML]: [CYAQRTH], [CYFUHU], Age [AGEIWDAT] [(Respondent)]

What was [your / her / his] father's usual occupation when [you were / she was / he was] growing up? What kind of work did he do? What were his most important activities or duties?

- [DO NOT PROBE](#)

String 500

(WEB) What was [your / her / his] father's usual occupation when [you were / she was / he was] growing up? What kind of work did he do? What were his most important activities or duties?

String 500

KL11. (CATI) [CYNAMF] [CYNAML]: [CYAQRTH], [CYFUHU], Age [AGEIWDAT] [(Respondent)]

What kind of business or industry was that in?

- DO NOT PROBE

String 500

(WEB) What kind of business or industry was that in?

String 500

Mother

KL12COUNTRY (KL12CTRYNAME), KL12CITY, KL12STATE (KL12STABBR).

(CATI) [CYNAMF] [CYNAML]: [CYAQRTH], [CYFUHU], Age [AGEIWDAT] [(Respondent)]

These next questions are about [your / [SPOUSE-PARTNER]'s / [REFERENCE PERSON]'s] mother. Where was [your / her / his] mother born? (What Country is that in?)

- If [RP/SP] does not have a known mother, PROBE: By "mother" we mean biological mother, stepmother, or female guardian.
- ENTER [185 UNITED STATES] for Puerto Rico, U.S. Virgin Islands, Guam, American Samoa or the Northern Mariana Islands

Select ▾ 1 – 193 (Defaults to 185/US)

(What City is that in?)

String 25

(What State is that in?) (For COUNTRY=185)

Select ▾ 1 – 57 (Assigned 57/FC if Country<>185)

(WEB) These next questions are about [your / [SPOUSE-PARTNER]'s / [REFERENCE PERSON]'s] mother.

Where was [your / her / his] mother born?

By "mother" we mean biological mother, stepmother, or female guardian.

Country

Select ▾ 1 – 193 (Defaults to 185/US)

United States includes Puerto Rico, U.S. Virgin Islands,
Guam, American Samoa and the Northern Mariana Islands

City

String 25

State

Select ▾ 1 – 57 (Assigned 57/FC if Country<>185)

KL13COUNTRY (KL13CTRYNAME), KL13CITY, KL13STATE (KL13STABBR).

(CATI) [CYNAMF] [CYNAML]: [CYAQRTH], [CYFUHU], Age [AGEIWDAT] [(Respondent)]

Where did [your / her / his] mother grow up? (What Country is that in?)

- Most of the years from ages 6 to 16
- ENTER [185 UNITED STATES] for Puerto Rico, U.S. Virgin Islands, Guam, American Samoa or the Northern Mariana Islands

Select ▾ 1 – 193 (Defaults to 185/US)

(What City is that in?)

String 25

(What State is that in?) (For COUNTRY=185)

Select ▾ 1 – 57 (Assigned 57/FC if Country<>185)

(WEB) Where did [your / her / his] mother grow up?

Please tell us where she grew up for most of the years between the ages of 6 and 16.

Country

Select ▾

1 – 193 (Defaults to 185/US)

United States includes Puerto Rico, U.S. Virgin Islands,
Guam, American Samoa and the Northern Mariana Islands

City

String 25

State

Select ▾

1 – 57 (Assigned 57/FC if Country<>185)

KL14. (CATI) [CYNAMF] [CYNAML]: [CYAQRTH], [CYFUHU], Age [AGEIWDAT] [(Respondent)]

Where did [your / her / his] mother receive her education - in the United States, outside the United States, or both?

1. United States only

2. Outside U.S. only

3. Both in U.S. and outside

DK

5. Had no education

RF

GO TO KL15

GO TO KL17CKPT

GO TO KL15

GO TO KL17CKPT

(WEB) Where did [your / her / his] mother receive her education?

1. United States only

2. Outside United States only

3. Both in the United States and
outside the United States

5. Had no education

NA

GO TO KL15

GO TO KL17CKPT

GO TO KL15

GO TO KL17CKPT

KL15. (CATI) [CYNAMF] [CYNAML]: [CYAQRTH], [CYFUHU], Age [AGEIWDAT] [(Respondent)]

How much education did [your / her / his] mother complete (in the United States)?

1. 0 - 5 grades

RF

2. 6 - 8 grades; "Grade School"

3. 9 - 11 grades; "Junior High"

GO TO KL16

4. 12 grades; "High School"

5. 12 grades plus non-academic training

6. 13 - 14 years; Some college; Associate's Degree

7. 15 - 16 years; College; Bachelor's Degree

DK

8. 17 or more years; College; Graduate work; Ph.D, Professional degree

GO TO KL17CKPT

GO TO KL15
SIGNAL

(WEB) How much education did [your / her / his] mother complete in the United States?

1. 0 - 5 grades

NA

2. 6 - 8 grades; "Grade School"

3. 9 - 11 grades; "Junior High"

GO TO KL16

4. 12 grades; "High School"

5. 12 grades plus non-academic training

6. 13 - 14 years; Some college; Associate's Degree

7. 15 - 16 years; College; Bachelor's Degree

8. 17 or more years; College; Graduate work; Ph.D, Professional degree

GO TO KL17CKPT

KL15 SIGNAL. (CATI ONLY) What is your best estimate, would you say...

- [READ code list below](#)

1. 0 - 5 grades,

2. 6 - 8 grades,

3. 9 - 11 grades,

4. 12 grades,

GO TO KL16

5. 12 grades plus non-academic training,

6. 13 - 14 years or an Associate's Degree,

7. 15 - 16 years or a Bachelor's Degree, or

8. 17 or more years - a graduate degree, Ph.D, or professional degree?

DK/RF

GO TO KL17CKPT

KL16. (CATI) [CYNAMF] [CYNAML]: [CYAQRTH], [CYFUHU], Age [AGEIWDATE] [(Respondent)]

Could she read and write (in English)?

1. Yes 5. No

(WEB) Could she read and write in English?

1. Yes 5. No

KL17CKPT. CAI Checkpoint: Whether SP/RP's Mother Educated Outside U.S.

1. Outside U.S. (KL14=2, 3) 5. All Others (KL14=1, 5, DK, RF, NA) → GO TO KL20



KL18. (CATI) [CYNAMF] [CYNAML]: [CYAQRTH], [CYFUHU], Age [AGEIWDATE] [(Respondent)]

How many years of school did she complete outside of the U.S.?

1 – 97

(WEB) How many years of school did she complete outside of the United States?

1 – 97 Number of years

CHECK: Please enter a number from 1 to 97.

KL19. (CATI) [CYNAMF] [CYNAML]: [CYAQRTH], [CYFUHU], Age [AGEIWDATE] [(Respondent)]

What was the highest degree or certificate she earned outside the U.S.?

String 100

(WEB) What was the highest degree or certificate she earned outside the United States?

String 100

KL20. (CATI) [CYNAMF] [CYNAML]: [CYAQRTH], [CYFUHU], Age [AGEIWDATE] [(Respondent)]

What was [your / her / his] mother's usual occupation when [you were / she was / he was] growing up? What kind of work did she do? What were her most important activities or duties?

- DO NOT PROBE

String 500

(WEB) What was [your / her / his] mother's usual occupation when [you were / she was / he was] growing up?

What kind of work did she do? What were her most important activities or duties?

String 500

KL21. (CATI) [CYNAMF] [CYNAML]: [CYAQRTH], [CYFUHU], Age [AGEIWDATE] [(Respondent)]

What kind of business or industry was that in?

- DO NOT PROBE

String 500

(WEB) What kind of business or industry was that in?

String 500

Siblings

KL22. (CATI) [CYNAMF] [CYNAML]: [CYAQRTH], [CYFUHU], Age [AGEIWDAT] [(Respondent)]

Now I have some questions about brothers and sisters.

Did [you / [SPOUSE-PARTNER] / [REFERENCE PERSON]] have any brothers?

- INCLUDE biological siblings (full or half) only

→ GO TO KL28

GO TO KL23

(WEB) Did [you / [SPOUSE-PARTNER] / [REFERENCE PERSON]] have any brothers?

Please include half-brothers; do NOT include step-brothers or adopted brothers.

→ GO TO KL28

GO TO KL23

SIGNAL for NA: This information is important. Please select a response.

KL23. (CATI) [CYNAMF] [CYNAML]: [CYAQRTH], [CYFUHU], Age [AGEIWDAT] [(Respondent)]

How many brothers was that?

→ GO TO KL28

GO TO KL24 GO TO KL26

(WEB) How many brothers was that?

Number of brothers → GO TO KL28

GO TO KL24 GO TO KL26

CHECK: Please enter a number from 1 to 97.

KL24. (CATI) [CYNAMF] [CYNAML]: [CYAQRTH], [CYFUHU], Age [AGEIWDAT] [(Respondent)]

Is [your / her / his] brother still living?

(WEB) Is [your / her / his] brother still living?

KL25. (CATI) [CYNAMF] [CYNAML]: [CYAQRTH], [CYFUHU], Age [AGEIWDAT] [(Respondent)]

[KL24=Yes: Is / ALL OTHERS: Was] he older than [you / [SPOUSE-PARTNER] / [REFERENCE PERSON]]?

GO TO KL28

(WEB) [KL24=Yes: Is / ALL OTHERS: Was] he older than [you / [SPOUSE-PARTNER] / [REFERENCE PERSON]]?

GO TO KL28

KL26. (CATI) [CYNAMF] [CYNAML]: [CYAQRTH], [CYFUHU], Age [AGEIWDAT] [(Respondent)]

How many of them are still living?

(WEB) How many of [your / her / his] brothers are still living?

Number of brothers

CHECK: Please enter a number from 0 to [KL23].

KL27. (CATI) [CYNAMF] [CYNAML]: [CYAQRTH], [CYFUHU], Age [AGEIWDAT] [(Respondent)]
 [KL26>0: Are / ALL OTHERS: Were] any of [your / her / his] brothers older than [you are / she is / he is]?

☐ 1. Yes ☐ 5. No

(WEB) [KL26>0: Are / ALL OTHERS: Were] any of [your / her / his] brothers older than [you / her / him]?

☐ 1. Yes ☐ 5. No

KL28. (CATI) [CYNAMF] [CYNAML]: [CYAQRTH], [CYFUHU], Age [AGEIWDAT] [(Respondent)]

Did [you / [SPOUSE-PARTNER] / [REFERENCE PERSON]] have any sisters?

- INCLUDE biological siblings (full or half) only

☐ 1. Yes ☐ 5. No → GO TO KL33COUNTRY

GO TO KL29

(WEB) Did [you / [SPOUSE-PARTNER] / [REFERENCE PERSON]] have any sisters?

Please include half-sisters; do NOT include step-sisters or adopted sisters.

☐ 1. Yes ☐ 5. No → GO TO KL33COUNTRY

GO TO KL29

SIGNAL for NA: This information is important. Please select a response.

KL29. (CATI) [CYNAMF] [CYNAML]: [CYAQRTH], [CYFUHU], Age [AGEIWDAT] [(Respondent)]

How many sisters was that?

☐ 1 ☐ 2 – 97 ☐ DK/RF → GO TO KL33COUNTRY

GO TO KL30 GO TO KL32

(WEB) How many sisters was that?

☐ 1 ☐ 2 – 97 Number of sisters ☐ NA → GO TO KL33COUNTRY

GO TO KL30 GO TO KL32

CHECK: Please enter a number from 1 to 97.

KL30. (CATI) [CYNAMF] [CYNAML]: [CYAQRTH], [CYFUHU], Age [AGEIWDAT] [(Respondent)]

Is [your / her / his] sister still living?

☐ 1. Yes ☐ 5. No

(WEB) Is [your / her / his] sister still living?

☐ 1. Yes ☐ 5. No

KL31. (CATI) [CYNAMF] [CYNAML]: [CYAQRTH], [CYFUHU], Age [AGEIWDAT] [(Respondent)]

[KL30=Yes: Is / ALL OTHERS: Was] she older than [you / [SPOUSE-PARTNER] / [REFERENCE PERSON]]?

☐ 1. Yes ☐ 5. No

GO TO KL33COUNTRY

(WEB) [KL30=Yes: Is / ALL OTHERS: Was] she older than [you / [SPOUSE-PARTNER] / [REFERENCE PERSON]]?

☐ 1. Yes ☐ 5. No

GO TO KL33COUNTRY

KL32. (CATI) [CYNAMF] [CYNAML]: [CYAQRTH], [CYFUHU], Age [AGEIWDAT] [(Respondent)]

How many of them are still living?

0 – [[KL29] / 97]

(WEB) How many of [your / her / his] sisters are still living?

0 – [[KL29] / 97] Number of sisters

CHECK: Please enter a number from 0 to [KL29].

KL33. (CATI) [CYNAMF] [CYNAML]: [CYAQRTH], [CYFUHU], Age [AGEIWDAT] [(Respondent)]

[KL32>0: Are / ALL OTHERS: Were] any of [your / her / his] sisters older than [you are / she is / he is]?

1. Yes 5. No

(WEB) [KL32>0: Are / ALL OTHERS: Were] any of [your / her / his] sisters older than [you / her / him]?

1. Yes 5. No

Birthplace & Growing Up

KL33COUNTRY (KL33CTRYNAME), KL33CITY, KL33STATE (KL33STABBR).

(CATI) [CYNAMF] [CYNAML]: [CYAQRTH], [CYFUHU], Age [AGEIWDAT] [(Respondent)]

Where [were you / was [SPOUSE-PARTNER] / was [REFERENCE PERSON]] born? (What Country is that in?)

- ENTER [185 UNITED STATES] for Puerto Rico, U.S. Virgin Islands, Guam, American Samoa or the Northern Mariana Islands

Select ▾ 1 – 193 (Defaults to 185/US)

(What City is that in?)

String 25

(What State is that in?) (For COUNTRY=185)

Select ▾ 1 – 57 (Assigned 57/FC if Country<>185)

(WEB) Where [were you / was [SPOUSE-PARTNER] / was [REFERENCE PERSON]] born?

Country

Select ▾ 1 – 193 (Defaults to 185/US)

United States includes Puerto Rico, U.S. Virgin Islands, Guam, American Samoa and the Northern Mariana Islands

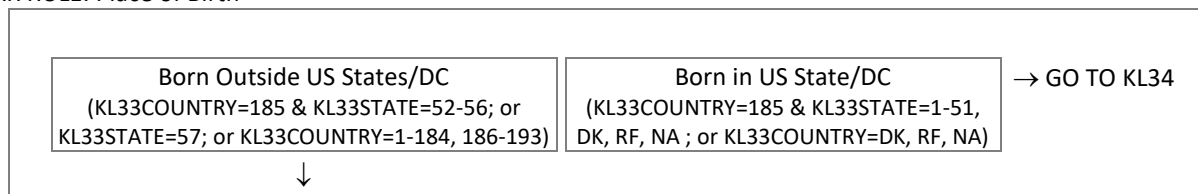
City

String 25

State

Select ▾ 1 – 57 (Assigned 57/FC if Country<>185)

KL33YEAR RULE: Place of Birth



KL33YEAR. (CATI) [CYNAMF] [CYNAML]: [CYAQRTH], [CYFUHU], Age [AGEIWDAT] [(Respondent)]

In what year did [you / she / he] come to live in the [KL33STATE=52-56: mainland] United States?
[KL33CITY], [KL33STATE], [KL33COUNTRY]

- ENTER Year
- If needed, PROBE for the **most recent time** [(SPOUSE-PARTNER) / [REFERENCE PERSON]] came to live in the U.S.

1901 – [CYEAR]

(WEB) In what year did [you / she / he] most recently come to live in the [KL33STATE=52-56: mainland] United States?

1901 – [CYEAR] Year

CHECK: Please enter a year from [CYRBRN] to [CYEAR].

KL34. (CATI) [CYNAMF] [CYNAML]: [CYAQRTH], [CYFUHU], Age [AGEIWDAT] [(Respondent)]

Did [you / [SPOUSE-PARTNER] / [REFERENCE PERSON]] grow up on a farm, in a small town, in a large city, or what?

1. Farm; country 2. Small town; suburb 3. Large city 4. Other-specify (KL34SPEC. Specify (String 100))

(WEB) Did [you / [SPOUSE-PARTNER] / [REFERENCE PERSON]] grow up ...?

1. On a farm or in the country 2. In a small town or suburb 3. In a large city

4. Somewhere else - Please specify: (KL34SPEC)

KL35COUNTRY (KL35CTRYNAME), KL35STATE (KL35STABBR), KL35COUNTY, KL35CITY.

(CATI) [CYNAMF] [CYNAML]: [CYAQRTH], [CYFUHU], Age [AGEIWDAT] [(Respondent)]

In what Country was that?

- ENTER [185 UNITED STATES] for Puerto Rico, U.S. Virgin Islands, Guam, American Samoa or the Northern Mariana Islands

Select ▾ 1 – 193 (Defaults to 185/US)

In what state (of the U.S.) was that? (For COUNTRY=185)

Select ▾ 1 – 57 (Assigned 57/FC if Country<>185)

Can you tell me what County that was?

String 25 → GO TO KL36 DK/RF



What was the name of the nearest town or city?

String 25

(WEB) Where was that?

Country

Select ▾ 1 – 193 (Defaults to 185/US)

United States includes Puerto Rico, U.S. Virgin Islands, Guam, American Samoa and the Northern Mariana Islands

State

Select ▾ 1 – 57 (Assigned 57/FC if Country<>185)

County

String 25 For Country=185(US) only

City

String 25 For Country=185(US) only

KL36. (CATI) [CYNAMF] [CYNAML]: [CYAQRTH], [CYFUHU], Age [AGEIWDAT] [(Respondent)]

[Have you / Has [SPOUSE-PARTNER] / Has [REFERENCE PERSON]] lived in any other states or countries besides where [you are / she is / he is] currently living and where [you / she / he] grew up, including time spent abroad while in the armed forces?

- “LIVED IN” means stayed at least 3 months

1. Yes 5. No

(WEB) [Have you / Has [SPOUSE-PARTNER] / Has [REFERENCE PERSON]] lived for 3 months or more in any other U.S. state or any other countries besides where [you are / she is / he is] currently living and where [you / she / he] grew up, including time spent abroad while in the armed forces?

1. Yes 5. No

KL37. (CATI) [CYNAMF] [CYNAML]: [CYAQRTH], [CYFUHU], Age [AGEIWDAT] [(Respondent)]

Were [your / [SPOUSE-PARTNER]'s / [REFERENCE PERSON]'s] parents poor when [you were / she was / he was] growing up, pretty well off, or what?

1. Poor 3. Average; it varied 5. Pretty well off

(WEB) When [you were / she was / he was] growing up, were [your / [SPOUSE-PARTNER]'s / [REFERENCE PERSON]'s] parents...?

1. Poor 3. Average or it varied 5. Pretty well off

KL38. (CATI) [CYNAMF] [CYNAML]: [CYAQRTH], [CYFUHU], Age [AGEIWDAT] [(Respondent)]

[Were you / Was she / Was he] living with both [your / her / his] natural parents most of the time until [you were / she was / he was] age 16?

1. Yes 5. No

(WEB) [Were you / Was she / Was he] living with both [your / her / his] parents most of the time until [you were / she was / he was] age 16?

This includes biological and adoptive parent; it does not include step-parents.

1. Yes 5. No

Race and Ethnicity

KL39. (CATI) [CYNAMF] [CYNAML]: [CYAQRTH], [CYFUHU], Age [AGEIWDAT] [(Respondent)]

In order to get an idea of the different races and ethnic groups that participate in the study, I would like to ask you about [your / [SPOUSE-PARTNER]'s / [REFERENCE PERSON]'s] background. [Are you / Is she / Is he] Spanish, Hispanic, or Latino? That is, Mexican, Mexican American, Chicano, Puerto Rican, Cuban, or other Spanish?

0. Not Spanish/Hispanic 1. Mexican 2. Mexican American 3. Chicano

4. Puerto Rican 5. Cuban 7. Other-specify (KL39SPEC. Specify (String 100))

(WEB) What is [your / [SPOUSE-PARTNER]'s / [REFERENCE PERSON]'s] Hispanic, Latino or Spanish origins or background?

0. None, not Spanish, Hispanic, or Latino 1. Mexican 2. Mexican American 3. Chicano

4. Puerto Rican 5. Cuban 7. Other - Please specify: (KL39SPEC)

KL40. (CATI) [CYNAMF] [CYNAML]: [CYAQRTH], [CYFUHU], Age [AGEIWDAT] [(Respondent)]

What is [your / her / his] race? [Are you / Is she / Is he] white, black, American Indian, Alaska Native, Asian, Native Hawaiian, or Pacific Islander?

- ENTER all that apply
- PROBE: Any others?

1. White	2. Black, African-American	3. American Indian or Alaska Native	4. Asian
5. Native Hawaiian	6. Pacific Islander	7. Other race-specify (KL40SPEC. Specify (String 100))	DK/RF

GO TO KL41

GO TO KL40A

(WEB) What is [your / her / his] race?

Please select all that apply.

1. White	2. Black, African-American	3. American Indian or Alaska Native	4. Asian
5. Native Hawaiian	6. Pacific Islander	7. Other race - Please specify: (KL40SPEC)	NA

GO TO KL41

GO TO KL40A

KL40A. (CATI) [CYNAMF] [CYNAML]: [CYAQRTH], [CYFUHU], Age [AGEIWDAT] [(Respondent)]

Would that be Chinese, Filipino, Asian Indian, or what?

1. Chinese	2. Filipino	3. Asian Indian	4. Japanese	5. Korean	6. Vietnamese
7. Other Asian-specify (KL40ASPEC. Specify (String 100))					

(WEB) What are [your / her / his] specific Asian origins or background?

1. Chinese	2. Filipino	3. Asian Indian	4. Japanese	5. Korean	6. Vietnamese
7. Other - Please specify: (KL40ASPEC)					

KL41. (CATI) [CYNAMF] [CYNAML]: [CYAQRTH], [CYFUHU], Age [AGEIWDAT] [(Respondent)]

What is [your / her / his] ancestry or ethnic origin? From what country or part of the world did [your / her / his] ancestors come from?

- PROBE: Is there a second? (What is it?)
- IF R reports a State in the U.S., ENTER [America]

String 200

(WEB) What is [your / her / his] ancestry or ethnic origin? From what country or part of the world did [your / her / his] ancestors come from?

Please enter all countries or parts of the world that apply.

String 200

Military Service

KL42. (CATI) [CYNAMF] [CYNAML]: [CYAQRTH], [CYFUHU], Age [AGEIWDAT] [(Respondent)]

[Have you / Has she / Has he] ever been in the United States military service?

1. Yes 5. No

(WEB) [Have you / Has she / Has he] ever been in the United States military service?

1. Yes 5. No

Education

KL43. (CATI) [CYNAMF] [CYNAML]: [CYAQRTH], [CYFUHU], Age [AGEIWDAT] [(Respondent)]

Where did [you / [SPOUSE-PARTNER] / [REFERENCE PERSON]] receive [your / her / his] education — in the United States, outside the United States, or both?

1. United States	2. Outside U.S. only	3. Both in U.S. and outside	DK	5. Had no education	RF
------------------	----------------------	-----------------------------	----	---------------------	----

GO TO KL44

GO TO KL59CKPT

GO TO KL44

GO TO KL59CKPT

(WEB) Where did [you / [SPOUSE-PARTNER] / [REFERENCE PERSON]] receive [your / her / his] education?

1. United States only	2. Outside United States only	3. Both in the United States and outside the United States	5. Had no education	NA
-----------------------	-------------------------------	--	---------------------	----

GO TO KL44

GO TO KL59CKPT

GO TO KL44

GO TO KL59CKPT

GO TO KL44

SIGNAL for NA: This information is important. Please select a response.

KL44. (CATI) [CYNAMF] [CYNAML]: [CYAQRTH], [CYFUHU], Age [AGEIWDAT] [(Respondent)]

Now I would like to talk about the education [you have / she has / he has] received. Did [you / she / he] graduate from high school, get a GED, or neither?

- ENTER [3] if R says still in school (attending grade 1-12) or working on a GED

1. Graduated from high school	2. Got a GED	3. Neither	DK/RF
-------------------------------	--------------	------------	-------

GO TO KL45MO

GO TO KL46

GO TO KL49

GO TO KL51

(WEB) Did [you / she / he] graduate from high school, get a GED, or neither?

1. Yes, graduated from high school	2. Yes, received a GED	3. No, neither	NA
------------------------------------	------------------------	----------------	----

GO TO KL45MO

GO TO KL46

GO TO KL49

GO TO KL51

KL45MO, KL45YR. (CATI) [CYNAMF] [CYNAML]: [CYAQRTH], [CYFUHU], Age [AGEIWDAT] [(Respondent)]

In what month and year did [you / she / he] graduate?

- SELECT Month and [Enter] to go to next screen for year
- IF NECESSARY: What would be your best estimate?

Select ▾	1. January	5. May	9. September	21. Winter (Dec-Feb)
	2. February	6. June	10. October	22. Spring (Mar-May)
	3. March	7. July	11. November	23. Summer (Jun-Aug)
	4. April	8. August	12. December	24. Fall (Sep-Nov)

The month entered is: [KL45MO]

- ENTER the year below

1920 – [CYEAR] → GO TO KL51

(WEB) In what month and year did [you / she / he] graduate?

If you do not know the month, please select the season.

Select ▾	Month or	1. January	5. May	9. September	21. Winter (Dec-Feb)
	Season	2. February	6. June	10. October	22. Spring (Mar-May)
		3. March	7. July	11. November	23. Summer (Jun-Aug)
		4. April	8. August	12. December	24. Fall (Sep-Nov)

1920 – [CYEAR] Year

GO TO KL51

CHECK: Please enter a date before today.

KL46. (CATI) [CYNAMF] [CYNAML]: [CYAQRTH], [CYFUHU], Age [AGEIWDAT] [(Respondent)]

What was the highest grade [you / she / he] completed prior to getting [your / her / his] GED?

- Record last grade finished prior to receiving GED

0. None	1. First grade	2. Second grade	3. Third grade
GO TO KL48MO	4. Fourth grade	5. Fifth grade	6. Sixth grade
	7. Seventh grade	8. Eighth grade	9. Ninth grade
	10. Tenth grade	11. Eleventh grade	DK/RF → GO TO KL48MO

GO TO KL47MO

(WEB) What was the highest grade [you / she / he] completed prior to getting [your / her / his] GED?

0. None	1. First grade	2. Second grade	3. Third grade
GO TO KL48MO	4. Fourth grade	5. Fifth grade	6. Sixth grade
	7. Seventh grade	8. Eighth grade	9. Ninth grade
	10. Tenth grade	11. Eleventh grade	NA → GO TO KL48MO

GO TO KL47MO

KL47MO, KL47YR. (CATI) [CYNAMF] [CYNAML]: [CYAQRTH], [CYFUHU], Age [AGEIWDAT] [(Respondent)]

In what month and year did [you / she / he] complete [KL46]?

- SELECT Month and [Enter] to go to next screen for year
- IF NECESSARY: What would be your best estimate?

Select ▾	1. January	5. May	9. September	21. Winter (Dec-Feb)
	2. February	6. June	10. October	22. Spring (Mar-May)
	3. March	7. July	11. November	23. Summer (Jun-Aug)
	4. April	8. August	12. December	24. Fall (Sep-Nov)

(In what month and year did [you / she / he] complete [KL46]?)

The month entered is: [KL47MO]

- ENTER the year below

1920 – [CYEAR]

(WEB) In what month and year did [you / she / he] complete [KL46]?

If you do not know the month, please select the season.

Select ▾	Month or	1. January	5. May	9. September	21. Winter (Dec-Feb)
	Season	2. February	6. June	10. October	22. Spring (Mar-May)
		3. March	7. July	11. November	23. Summer (Jun-Aug)
		4. April	8. August	12. December	24. Fall (Sep-Nov)

1920 – [CYEAR] Year

CHECK: Please enter a date before today.

KL48MO, KL48YR. (CATI) [CYNAMF] [CYNAML]: [CYAQRTH], [CYFUHU], Age [AGEIWDAT] [(Respondent)]

In what month and year did [you / she / he] receive [your / her / his] GED?

- SELECT Month and [Enter] to go to next screen for year
- IF NECESSARY: What would be your best estimate?

Select ▾	1. January	5. May	9. September	21. Winter (Dec-Feb)
	2. February	6. June	10. October	22. Spring (Mar-May)
	3. March	7. July	11. November	23. Summer (Jun-Aug)
	4. April	8. August	12. December	24. Fall (Sep-Nov)

(In what month and year did [you / she / he] receive [your / her / his] GED?)

The month entered is: [KL48MO]

- ENTER the year below

1920 – [CYEAR]

GO TO KL51

(WEB) In what month and year did [you / she / he] receive [your / her / his] GED?

If you do not know the month, please select the season.

Select ▾	Month or	1. January	5. May	9. September	21. Winter (Dec-Feb)
	Season	2. February	6. June	10. October	22. Spring (Mar-May)
		3. March	7. July	11. November	23. Summer (Jun-Aug)
		4. April	8. August	12. December	24. Fall (Sep-Nov)

1920 – [CYEAR] Year

GO TO KL51

CHECK: Please enter a date before today.

KL49. (CATI) [CYNAMF] [CYNAML]: [CYAQRTH], [CYFUHU], Age [AGEIWDAT] [(Respondent)]

What was the highest grade [you / she / he] completed in school?

- Record last grade finished

0. None	1. First grade	2. Second grade	3. Third grade
GO TO KL51	4. Fourth grade	5. Fifth grade	6. Sixth grade
	7. Seventh grade	8. Eighth grade	9. Ninth grade
	10. Tenth grade	11. Eleventh grade	DK/RF → GO TO KL51

GO TO KL50MO

(WEB) What was the highest grade [you / she / he] completed in school?

0. None	1. First grade	2. Second grade	3. Third grade
GO TO KL51	4. Fourth grade	5. Fifth grade	6. Sixth grade
	7. Seventh grade	8. Eighth grade	9. Ninth grade
	10. Tenth grade	11. Eleventh grade	NA → GO TO KL51

GO TO KL50MO

KL50MO, KL50YR. (CATI) [CYNAMF] [CYNAML]: [CYAQRTH], [CYFUHU], Age [AGEIWDAT] [(Respondent)]

In month and what year did [you / she / he] complete [KL49]?

- SELECT Month and [Enter] to go to next screen for year
- IF NECESSARY: What would be your best estimate?

Select ▾	1. January	5. May	9. September	21. Winter (Dec-Feb)
	2. February	6. June	10. October	22. Spring (Mar-May)
	3. March	7. July	11. November	23. Summer (Jun-Aug)
	4. April	8. August	12. December	24. Fall (Sep-Nov)

(In month and what year did [you / she / he] complete [KL49]?)

The month entered is: [KL50MO]

- ENTER the year below

1920 – [CYEAR]

(WEB) In what month and year did [you / she / he] complete [KL49]?

If you do not know the month, please select the season.

Select ▾	Month or	1. January	5. May	9. September	21. Winter (Dec-Feb)
	Season	2. February	6. June	10. October	22. Spring (Mar-May)
		3. March	7. July	11. November	23. Summer (Jun-Aug)
		4. April	8. August	12. December	24. Fall (Sep-Nov)

1920 – [CYEAR] Year

CHECK: Please enter a date before today.

KL51. (CATI) [CYNAMF] [CYNAML]: [CYAQRTH], [CYFUHU], Age [AGEIWDAT] [(Respondent)]

Did [you / she / he] attend college?

1. Yes 5. No → GO TO KL59CKPT

GO TO KL52MO

(WEB) Did [you / she / he] attend college?

1. Yes 5. No → GO TO KL59CKPT

GO TO KL52MO

SIGNAL for NA: This information is important. Please select a response.

KL52MO, KL52YR. (CATI) [CYNAMF] [CYNAML]: [CYAQRTH], [CYFUHU], Age [AGEIWDAT] [(Respondent)]

In what month and year did [you / she / he] last attend college?

- If R says "still in school", ENTER Don't Know here and ENTER Still in School on the Year screen
- SELECT Month and [Enter] to go to next screen for year
- IF NECESSARY: What would be your best estimate?

Select ▾	1. January	5. May	9. September	21. Winter (Dec-Feb)
	2. February	6. June	10. October	22. Spring (Mar-May)
	3. March	7. July	11. November	23. Summer (Jun-Aug)
	4. April	8. August	12. December	24. Fall (Sep-Nov)

(In what month and year did [you / she / he] last attend college?)

The month entered is: [KL52MO]

- ENTER the year below

1920 – [CYEAR] o 9996. Still in school (SP_0B)

(WEB) In what month and year did [you / she / he] last attend college?

If you do not know the month, please select the season.

Select ▾	Month or	1. January	5. May	9. September	21. Winter (Dec-Feb)
	Season	2. February	6. June	10. October	22. Spring (Mar-May)
		3. March	7. July	11. November	23. Summer (Jun-Aug)
		4. April	8. August	12. December	24. Fall (Sep-Nov)

1920 – [CYEAR] Year

o 9996. Still in school (SP_0B)

CHECK: Please enter a date before today.

KL53. (CATI) [CYNAMF] [CYNAML]: [CYAQRTH], [CYFUHU], Age [AGEIWDAT] [(Respondent)]

What is the highest year of college [you have / she has / he has] completed?

- IF R gives a degree: How many years of college [have you / has she / has he] completed? We'll talk about any college degrees [you have / she has / he has] earned next.

0. Less than one year	1. One year	2. Two years	3. Three years
GO TO KL59CKPT	4. Four years	5. Five years or more	DK/RF

GO TO KL54

(WEB) What is the highest year of college [you have / she has / he has] completed?

0. Less than one year	1. One year	2. Two years	3. Three years
GO TO KL59CKPT	4. Four years	5. Five years or more	NA

GO TO KL54

KL54. (CATI) [CYNAMF] [CYNAML]: [CYAQRTH], [CYFUHU], Age [AGEIWDAT] [(Respondent)]

Did [you / she / he] receive a college degree?

1. Yes 5. No → GO TO KL59CKPT

GO TO KL55

(WEB) Did [you / she / he] receive a college degree?

1. Yes 5. No → GO TO KL59CKPT

GO TO KL55

KL55. (CATI) [CYNAMF] [CYNAML]: [CYAQRTH], [CYFUHU], Age [AGEIWDATE] [(Respondent)]

What is the highest college degree [you have / she has / he has] received?

- PROBE for the **highest degree received**

1. Associate's degree (AA)	3. Master's degree (MA, MS, MBA)
2. Bachelor's degree (BA, BS)	4. Doctorate (PhD)
DK/RF	5. Law Degree (LLB, JD)
	6. Medical degree (MD, DDS, DVM, DO)
	97. Other-specify (KL55SPEC. Specify (String 100))

GO TO KL55E

GO TO KL55A

(WEB) What is the highest college degree [you have / she has / he has] received?

1. Associate's degree (AA)	3. Master's degree (MA, MS, MBA)
2. Bachelor's degree (BA/BS)	4. Doctorate (PhD)
NA	5. Law Degree (LLB, JD)
	6. Medical degree (MD, DDS, DVM, DO)
	97. Other - Please specify: (KL55SPEC)

GO TO KL55E

GO TO KL55A

KL55A. (CATI) [CYNAMF] [CYNAML]: [CYAQRTH], [CYFUHU], Age [AGEIWDATE] [(Respondent)]

What was [your / her / his] major or majors at the college or university from which [you / she / he] received [your / her / his] bachelor's degree?

- Probe for details and dual majors

String 100

(WEB) What was [your / her / his] major or majors at the college or university from which [you / she / he] received [your / her / his] BACHELOR'S degree?

String 100

KL55B. (CATI) [CYNAMF] [CYNAML]: [CYAQRTH], [CYFUHU], Age [AGEIWDATE] [(Respondent)]

What was the name of the college or university?

- If needed: What was the name of the college or university from which [you / he / she] received [your / her / his] bachelor's degree?

String 100

(WEB) What was the name of the college or university from which [you / she / he] received [your / her / his] BACHELOR'S degree?

String 100

KL55CCOUNTRY (KL55CCTRYNAME), KL55CCITY, KL55CSTATE (KL55CSTABBR).

(CATI) [CYNAMF] [CYNAML]: [CYAQRTH], [CYFUHU], Age
[AGEIWDATE] [(Respondent)]

Where was it located? (In what country was that?)

- **If needed:** In what country was the college or university from which [you / she / he] received [your / her / his] bachelor's degree?
- ENTER [185 UNITED STATES] for Puerto Rico, U.S. Virgin Islands, Guam, American Samoa or the Northern Mariana Islands

Select ▾ 1 – 193 (Defaults to 185/US)

(In what city was that?)

- **If needed:** In what city was the college or university from which [you / she / he] received [your / her / his] bachelor's degree?

String 100

(In what state was that?) (For COUNTRY=185)

- **If needed:** In what state was the college or university from which [you / she / he] received [your / her / his] bachelor's degree?

Select ▾ 1 – 57 (Assigned 57/FC if Country<>185)

(WEB) Where was the college or university from which [you / she / he] received [your / her / his] BACHELOR'S degree?

Country

Select ▾ 1 – 193 (Defaults to 185/US)

United States includes Puerto Rico,
U.S. Virgin Islands, Guam,
American Samoa and the Northern
Mariana Islands

City

String 25

State

Select ▾ 1 – 57 (Assigned 57/FC if
Country<>185)

KL55DMO, KL55DYR. (CATI) [CYNAMF] [CYNAML]: [CYAQRTH], [CYFUHU], Age [AGEIWDAT] [(Respondent)]

In what month and year did [you / she / he] receive [your / her / his] bachelor's degree?

- **SELECT** Month and [Enter] to go to next screen for year
- **IF NECESSARY:** What would be your best estimate?

Select ▾	1. January	5. May	9. September	21. Winter (Dec-Feb)
	2. February	6. June	10. October	22. Spring (Mar-May)
	3. March	7. July	11. November	23. Summer (Jun-Aug)
	4. April	8. August	12. December	24. Fall (Sep-Nov)

(In what month and year did [you / she / he] receive [your / her / his] bachelor's degree?)

The month entered is: [KL55DMO]

- **ENTER** the year below

1920 – [CYEAR]

(WEB) In what month and year did [you / she / he] receive [your / her / his] BACHELOR'S degree?

If you do not know the month, please select the season.

Select ▾	Month or	1. January	7. July	21. Winter (Dec-Feb)
	Season	2. February	8. August	22. Spring (Mar-May)
		3. March	9. September	23. Summer (Jun-Aug)
		4. April	10. October	24. Fall (Sep-Nov)
		5. May	11. November	
		6. June	12. December	

1920 – [CYEAR] Year

CHECK: Please enter a date before today.

KL55E. (CATI) [CYNAMF] [CYNAML]: [CYAQRTH], [CYFUHU], Age [AGEIWDAT] [(Respondent)]

(And) What was [your / her / his] [KL55=BACHELORS: major or majors / ALL OTHERS: area of study] at the college or university from which [you / she / he] received [your / her / his] highest degree?

- **Probe for details and dual majors**

String 100

(WEB) What was [your / her / his] [KL55=BACHELORS: major or majors / ALL OTHERS: area of study] at the college or university from which [you / she / he] received [your / her / his] HIGHEST degree?

String 100

KL56. (CATI) [CYNAMF] [CYNAML]: [CYAQRTH], [CYFUHU], Age [AGEIWDAT] [(Respondent)]

What was the name of the college or university?

- **If needed:** What was the name of the college or university from which [you / she / he] received [your / her / his] highest degree?

String 100

(WEB) What was the name of the college or university from which [you / she / he] received [your / her / his] HIGHEST degree?

String 100

KL57COUNTRY (KL57CTRYNAME), KL57CITY, KL57STATE (KL57STABBR).

(CATI) [CYNAME] [CYNAML]: [CYAQRTH], [CYFUHU], Age [AGEIWDAT] [(Respondent)]

Where was it located? (In what country was that?)

- If needed: In what country was the college or university from which [you / she / he] received [your / her / his] highest degree?
- ENTER [185 UNITED STATES] for Puerto Rico, U.S. Virgin Islands, Guam, American Samoa or the Northern Mariana Islands

Select ▾ 1 – 193 (Defaults to 185/US)

(In what city was that?)

- If needed: In what city was the college or university from which [you / she / he] received [your / her / his] highest degree?

String 100

(In what state was that?) (For COUNTRY=185)

- If needed: In what state was the college or university from which [you / she / he] received [your / her / his] highest degree?

Select ▾ 1 – 57 (Assigned 57/FC if Country<>185)

(WEB) Where was the college or university from which [you / she / he] received [your / her / his] HIGHEST degree?

Country

Select ▾ 1 – 193 (Defaults to 185/US)

United States includes Puerto Rico, U.S.
Virgin Islands, Guam, American Samoa
and the Northern Mariana Islands

City

String 25

State

Select ▾ 1 – 57 (Assigned 57/FC if Country<>185)

KL58MO, KL58YR. (CATI) [CYNAME] [CYNAML]: [CYAQRTH], [CYFUHU], Age [AGEIWDAT] [(Respondent)]

In what month and year did [you / she / he] receive [your / her / his] highest degree?

- SELECT Month and [Enter] to go to next screen for year
- IF NECESSARY: What would be your best estimate?

Select ▾

1. January	5. May	9. September	21. Winter (Dec-Feb)
2. February	6. June	10. October	22. Spring (Mar-May)
3. March	7. July	11. November	23. Summer (Jun-Aug)
4. April	8. August	12. December	24. Fall (Sep-Nov)

(In what month and year did [you / she / he] receive [your / her / his] highest degree?)

The month entered is: [KL58MO]

- ENTER the year below

1920 – [CYEAR]

(WEB) In what month and year did [you / she / he] receive [your / her / his] HIGHEST degree?
If you do not know the month, please select the season.

Select ▾

Month or Season	1. January	7. July	21. Winter (Dec-Feb)
	2. February	8. August	22. Spring (Mar-May)
	3. March	9. September	23. Summer (Jun-Aug)
	4. April	10. October	24. Fall (Sep-Nov)
	5. May	11. November	
	6. June	12. December	

1920 – [CYEAR] Year

CHECK: Please enter a date before today.

KL59CKPT. CAI Checkpoint: Where SP/RP Educated

1. Outside U.S. (KL43=2, 3)	3. U.S. Only (KL43=1, DK)	5. All Others (KL43=5, RF, NA) → GO TO KL68A
↓	GO TO KL61ACKPT	

KL60. (CATI) [CYAQRTH], [CYNAMF] [CYNAML]

How many years of school did [you / she / he] complete outside of the U.S.?

(WEB) How many years of school did [you / she / he] complete outside of the United States?

Number of years

CHECK: Please enter a number from 1 to 25.

KL61. (CATI) [CYNAMF] [CYNAML]: [CYAQRTH], [CYFUHU], Age [AGEIWDAT] [(Respondent)]

What was the highest degree or certificate [you / she / he] earned outside the U.S.?

(WEB) What was the highest degree or certificate [you / she / he] earned outside the United States?

KL61ACKPT. CAI Checkpoint: Whether SP/RP Still in School

1. Still in School (KL52MO=96 or KL52YR=9996) → GO TO KL61B	5. All Others
	↓

KL61A. (CATI) [CYNAMF] [CYNAML]: [CYAQRTH], [CYFUHU], Age [AGEIWDAT] [(Respondent)]

[Are you / Is she / Is he] currently attending or enrolled in regular school? Regular school includes high school and schooling that leads to a college or professional school degree.

→ GO TO KL68A

GO TO KL61B

(WEB) [Are you / Is she / Is he] currently attending or enrolled in regular school?

Regular school includes high school and schooling that leads to a college or professional school degree.

→ GO TO KL68A

GO TO KL61B

KL61B. (CATI) [CYNAMF] [CYNAML]: [CYAQRTH], [CYFUHU], Age [AGEIWDAT] [(Respondent)]

[KL61ACKPT=STILL IN SCHOOL: Earlier you said [you are / [SPOUSE-PARTNER] is / [REFERENCE PERSON] is] still in school.]

What grade or year [are you / is she / is he] currently attending?

1. First grade	2. Second grade	3. Third grade	4. Fourth grade	5. Fifth grade
6. Sixth grade	7. Seventh grade	8. Eighth grade	9. Ninth grade	10. Tenth grade
11. Eleventh grade	12. 12 th grade or working toward GED		13. 1 st year of college (freshman)	
14. 2 nd year of college (sophomore)		15. 3 rd year of college (junior)		
16. 4 th year of college (senior)		17. 5 th year of college or higher		
18. Post-graduate work				

(WEB) [KL61ACKPT=STILL IN SCHOOL: Earlier you reported that [you are / [SPOUSE-PARTNER] is / [REFERENCE PERSON] is] still in school.]

What grade or year [are you / is she / is he] currently attending?

1. First grade	2. Second grade	3. Third grade	4. Fourth grade	5. Fifth grade
6. Sixth grade	7. Seventh grade	8. Eighth grade	9. Ninth grade	10. Tenth grade
11. Eleventh grade	12. 12 th grade or working toward GED		13. 1 st year of college (freshman)	
14. 2 nd year of college (sophomore)		15. 3 rd year of college (junior)		
16. 4 th year of college (senior)		17. 5 th year of college or higher		
18. Post-graduate work				

Religious Preference

KL68A. (CATI) [CYNAMF] [CYNAML]: [CYAQRTH], [CYFUHU], Age [AGEIWDAT] [(Respondent)]

We'd like to ask you some questions about religious or spiritual beliefs. What is [your / [SPOUSE-PARTNER]'s / [REFERENCE PERSON]'s] religious preference?

- IF R says Christian, PROBE for specific denomination; if R cannot provide specific denomination ENTER [14]
- IF R says Protestant, PROBE for specific denomination; if R cannot provide specific denomination, ENTER [13]

1. None/No preference	2. Atheist (do not believe in God)	3. Agnostic (not sure if there is a God)	
4. Roman Catholic	5. Greek/Russian/Eastern Orthodox	6. Baptist	
7. Episcopalian	8. Jehovah's Witness	9. Lutheran	
10. Methodist/African Methodist	11. Pentecostal/Assembly of God	12. Presbyterian	
13. Protestant, Unspecified	14. Christian, Unspecified	15. Christian, Non-denominational	
16. Jewish (Judaism)	17. Muslim (Islam)	18. Buddhist	19. Hindu
97. Other-Specify (KL68APEC. Specify (String 100))			

(WEB) What is [your / [SPOUSE-PARTNER]'s / [REFERENCE PERSON]'s] religious preference?

1. None; No preference	2. Atheist (do not believe in God)	3. Agnostic (not sure if there is a God)	
4. Roman Catholic	5. Greek/Russian/Eastern Orthodox	6. Baptist	
7. Episcopalian	8. Jehovah's Witness	9. Lutheran	
10. Methodist/African Methodist	11. Pentecostal/Assembly of God	12. Presbyterian	
13. Protestant, Unspecified	14. Christian, Unspecified	15. Christian, Non-denominational	
16. Jewish (Judaism)	17. Muslim (Islam)	18. Buddhist	19. Hindu
97. Other - Please specify: (KL68APEC)			

Years Working

KL70 RULE: Whether SP/RP is 18 Years Old or Older

18+ Years Old	All Others	→ GO TO KL73 END RULE
↓		

KL70. (CATI) [CYNAMF] [CYNAML]: [CYAQRTH], [CYFUHU], Age [AGEIWDAT] [(Respondent)]

How many years altogether [have you / has she / has he] worked for money since [you were / she was / he was] 18?

- [AGEIWDAT>18: For 1 year or less, ENTER [1]]

AGE 18:

<input type="radio"/> 95. Less than one year (SP_OC)	<input type="radio"/> 94. None (SP_OD)
DK/RF	GO TO KL73 END RULE
GO TO KL71	

AGE>18:

1 – 90 (AGEIWDAT minus 18)	<input type="radio"/> 94. None (SP_OD)
<input type="radio"/> 96. All years since age 18 (SP_OB)	GO TO KL73 END RULE
DK/RF	GO TO KL71

(WEB) How many years altogether [have you / has she / has he] worked for money since [you were / she was / he was] 18 years old?

[AGEIWDAT >18: For one year or less, please enter "1".]

AGE 18:	
<input type="radio"/> 95. Less than one year (SP_OC)	<input type="radio"/> 94. None (SP_OD)
NA	GO TO KL73 END RULE
GO TO KL71	

AGE>18:	
1 – 90 (AGEIWDAT minus 18)	<input type="radio"/> 94. None (SP_OD)
<input type="radio"/> 96. All years since age 18 (SP_OB)	GO TO KL73 END RULE
NA	GO TO KL71

CHECK: Please enter a number from 1 to [AGE minus 18].

KL71. (CATI) [CYNAMF] [CYNAML]: [CYAQRTH], [CYFUHU], Age [AGEIWDAT] [(Respondent)]

How many of these years did [you / she / he] work full-time for most or all of the year?

- [AGEIWDAT >18: For 1 year or less, ENTER [1]]

AGE 18:

<input type="radio"/> 95. Less than one year (SP_OC)	<input type="radio"/> 94. None (SP_OD)
DK/RF	GO TO KL73 END RULE
GO TO KL72	

AGE>18:

1 – 90 ([KL70]/AGEIWDAT minus 18)	<input type="radio"/> 94. None (SP_OD)
<input type="radio"/> 96. All years since age 18 (SP_OB) (Displayed if KL70=96)	GO TO KL73 END RULE
DK/RF	GO TO KL72

(WEB) How many of these years did [you / she / he] work full-time for most or all of the year?

[AGEIWDAT >18: For one year or less, please enter "1".]

AGE 18:

<input type="radio"/> 95. Less than one year (SP_OC)	<input type="radio"/> 94. None (SP_OD)
NA	GO TO KL73 END RULE
GO TO KL72	

AGE>18:

1 – 90 ([KL70]/AGEIWDAT minus 18)	<input type="radio"/> 94. None (SP_OD)
<input type="radio"/> 96. All years since age 18 (SP_OB) (Displayed if KL70=96)	GO TO KL73 END RULE
NA	GO TO KL72

CHECK: Please enter a number from 1 to [(KL70) / (AGE minus 18)].

KL72. (CATI) [CYNAMF] [CYNAML]: [CYAQRTH], [CYFUHU], Age [AGEIWDAT] [(Respondent)]

Thinking of [your / her / his] first full-time regular job, what kind of work did [you / she / he] do? What were [your / her / his] most important activities or duties?

- DO NOT PROBE

Open End

(WEB) Thinking of [your / her / his] first full-time regular job, what kind of work did [you / she / he] do? What were [your / her / his] most important activities or duties?

Open end

KL73. (CATI) [CYNAMF] [CYNAML]: [CYAQRTH], [CYFUHU], Age [AGEIWDAT] [(Respondent)]

What kind of business or industry was that in?

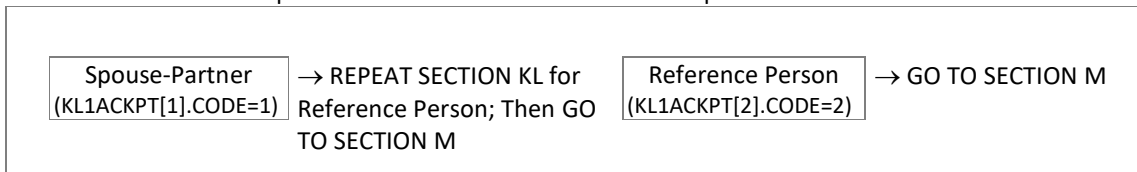
- DO NOT PROBE

Open End

(WEB) What kind of business or industry was that in?

Open end

KL73 END RULE: Whether This is Spouse-Partner or Reference Person Loop



Education Update

KL74. (CATI) [CYNAMF] [CYNAML]: [CYAQRTH], [CYFUHU], Age [AGEIWDAT] [(Respondent)]

Now I would like to talk about the education [you have / [SPOUSE-PARTNER] has / [REFERENCE PERSON] has] received.

[Have you / Has [SPOUSE-PARTNER] / Has [REFERENCE PERSON]] attended regular school since our last interview on [PYIWDAT]? Regular school includes high school and schooling that leads to a college or professional school degree.

- ENTER [2] for "still in school"
- If R says only "yes", PROBE: [Are you / Is [SPOUSE-PARTNER] / Is [REFERENCE PERSON]] currently attending school?

2. Yes, and still attending regular school

5. No, neither DK/RF

1. Yes, but not currently attending regular school

GO TO KL84CKPT

GO TO KL74C

(WEB) The next questions are about the education [you have / [SPOUSE-PARTNER] has / [REFERENCE PERSON] has] received. [Have you / Has [SPOUSE-PARTNER] / Has [REFERENCE PERSON]] attended regular school since your last interview on [PYIWDAT]? Regular school includes high school and schooling that leads to a college or professional school degree.

2. Yes, and still attending regular school

5. No, neither NA

1. Yes, but not currently attending regular school

GO TO KL84CKPT

GO TO KL74C

SIGNAL for NA: This information is important. Please select a response.

KL74C. (CATI) [CYNAMF] [CYNAML]: [CYAQRTH], [CYFUHU], Age: [AGEIWDAT] [(Respondent)]

Since our last interview on [PYIWDAT], where did [you / [SPOUSE-PARTNER] / [REFERENCE PERSON]] receive [your / her / his] education — in the United States, outside the United States, or both?

1. United States only 2. Outside U.S. only 3. Both in U.S. and outside DK RF → GO TO KL83ACKPT

GO TO KL76CKPT

GO TO KL83ACKPT

GO TO KL76CKPT

(WEB) Since [PYIWDAT], where did [you / [SPOUSE-PARTNER] / [REFERENCE PERSON]] receive [your / her / his] education?

1. United States only 2. Outside United States only 3. Both in the United States and outside the United States NA → GO TO KL83ACKPT

GO TO KL76CKPT

GO TO KL83ACKPT

GO TO KL76CKPT

SIGNAL for NA: This information is important. Please select a response.

SECTION_KL.KL[1..2].KL76_KL83 [1]=Spouse-Partner, [2]=Reference Person

KL76CKPT. CAI Checkpoint: Whether Preloaded Education Level is Less Than HS Grad/GED

1. <HS Grad/GED (PYPERSINFO.COMPEDUC=0-11, DK, RF, NA) 5. All Others → GO TO KL78B



KL76. (CATI) [CYNAMF] [CYNAML]: [CYAQRTH], [CYFUHU], Age [AGEIWDAT] [(Respondent)]

[COMPEDUC=0-11: (Since our last interview on [PYIWDAT],) did / COMPEDUC=NA: Did] [you / she / he] graduate from high school, get a GED, or neither?

- ENTER [3] if R says still in school (attending grade 1-12) or working on a GED

1. Graduated from high school 2. Got a GED 3. Neither DK/RF → GO TO KL78B

GO TO KL77MO

GO TO KL77A

GO TO KL78A

(WEB) [COMPEDUC=0-11: Since [PYIWDAT], did / COMPEDUC=NA: Did] [you / she / he] graduate from high school, get a GED, or neither?

Please select "Neither" if [you are / she is / he is] still attending grade 1–12 or working toward a GED.

1. Yes, graduated from high school 2. Yes, received a GED 3. No, neither NA → GO TO KL78B

GO TO KL77MO

GO TO KL77A

GO TO KL78A

KL77MO, KL77YR. (CATI) [CYNAMF] [CYNAML]: [CYAQRTH], [CYFUHU], Age [AGEIWDAT] [(Respondent)]

In what month and year did [you / she / he] graduate?

- [COMPEDUC=0-11: If needed: Between our last interview on [PYIWDAT] and now]
- SELECT Month and [Enter] to go to next screen for year
- If necessary: What would be your best estimate?

Select ▾	1. January	5. May	9. September	21. Winter (Dec-Feb)
	2. February	6. June	10. October	22. Spring (Mar-May)
	3. March	7. July	11. November	23. Summer (Jun-Aug)
	4. April	8. August	12. December	24. Fall (Sep-Nov)

(In what month and year did [you / she / he] graduate?)

- [COMPEDUC=0-11: If needed: Between our last interview on [PYIWDAT] and now]
- The month entered is: [KL77MO]
- ENTER the year below

1920 – [CYEAR]

CHECK for KL77YR<P2YEAR & COMPEDUC=0-11: IWER: All years prior to [P2YEAR] are not allowed since we are asking about education since [PYIWDAT]. Please VERIFY Year graduated High School since [PYIWDAT]: If R confirms the year is before [P2YEAR], then select GOTO and ENTER [5] at KL74. If R gives a year from [P2YEAR] to [CYEAR], then CLOSE and ENTER [Year] at this question.

GO TO KL78B

(WEB) In what month and year did [you / she / he] graduate [COMPEDUC=0-11: between [PYIWDAT] and now]?

If you do not know the month, please select the season.

Select ▾	Month or	1. January	7. July	21. Winter (Dec-Feb)
	Season	2. February	8. August	22. Spring (Mar-May)
		3. March	9. September	23. Summer (Jun-Aug)
		4. April	10. October	24. Fall (Sep-Nov)
		5. May	11. November	
		6. June	12. December	

1920 – [CYEAR] Year

GO TO KL78B

CHECK: Please enter a date before today.

CHECK for COMPEDUC=0-11: Please enter a year from [P2YEAR] to [CYEAR].

KL77A. (CATI) [CYNAMF] [CYNAML]: [CYAQRTH], [CYFUHU], Age [AGEIWDATE] [(Respondent)]

What was the highest grade [you / he / she] completed in school prior to getting [your / her / his] GED?

- Record last grade finished prior to receiving GED

0. None	1. First grade	2. Second grade	3. Third grade
GO TO KL78MO	4. Fourth grade	5. Fifth grade	6. Sixth grade
	7. Seventh grade	8. Eighth grade	9. Ninth grade
	10. Tenth grade	11. Eleventh grade	

GO TO KL77AMO

DK/RF → GO TO KL78MO

(WEB) What was the highest grade [you / he / she] completed in school prior to getting [your / her / his] GED?

0. None	1. First grade	2. Second grade	3. Third grade
GO TO KL78MO	4. Fourth grade	5. Fifth grade	6. Sixth grade
	7. Seventh grade	8. Eighth grade	9. Ninth grade
	10. Tenth grade	11. Eleventh grade	

GO TO KL77AMO

NA → GO TO KL78MO

KL77AMO, KL77AYR. (CATI) [CYNAMF] [CYNAML]: [CYAQRTH], [CYFUHU], Age [AGEIWDATE] [(Respondent)]

In what month and year did [you / she / he] complete [KL77A]?

- SELECT Month and [Enter] to go to next screen for year
- IF NECESSARY: What would be your best estimate?

Select ▾	1. January	5. May	9. September	21. Winter (Dec-Feb)
	2. February	6. June	10. October	22. Spring (Mar-May)
	3. March	7. July	11. November	23. Summer (Jun-Aug)
	4. April	8. August	12. December	24. Fall (Sep-Nov)

(In what month and year did [you / she / he] complete [KL77A]?)

The month entered is: [KL77AMO]

- ENTER the year below

1920 – [CYEAR]

(WEB) In what month and year did [you / she / he] complete [KL77A]?

If you do not know the month, please select the season.

Select ▾	Month or	1. January	7. July	21. Winter (Dec-Feb)
	Season	2. February	8. August	22. Spring (Mar-May)
		3. March	9. September	23. Summer (Jun-Aug)
		4. April	10. October	24. Fall (Sep-Nov)
		5. May	11. November	
		6. June	12. December	

1920 – [CYEAR] Year

CHECK: Please enter a date before today.

KL78MO, KL78YR. (CATI) [CYNAMF] [CYNAML]: [CYAQRTH], [CYFUHU], Age [AGEIWDAT] [(Respondent)]

In what month and year did [you / she / he] receive [your / her / his] GED?

- [COMPEDUC=0-11: If needed: Between our last interview on [PYIWDAT] and now]
- SELECT Month and [Enter] to go to next screen for year
- If necessary: What would be your best estimate?

Select ▾	1. January	5. May	9. September	21. Winter (Dec-Feb)
	2. February	6. June	10. October	22. Spring (Mar-May)
	3. March	7. July	11. November	23. Summer (Jun-Aug)
	4. April	8. August	12. December	24. Fall (Sep-Nov)

(In what month and year did [you / she / he] receive [your / her / his] GED?)

- [COMPEDUC=0-11: If needed: Between our last interview on [PYIWDAT] and now]
- The month entered is: [KL78MO]
- ENTER the year below

1920 – [CYEAR]

CHECK for KL78YR<P2YEAR & COMPEDUC=0-11: IWER: All years prior to [P2YEAR] are not allowed since we are asking about education since [PYIWDAT]. Please VERIFY Year received GED since [PYIWDAT]: If R confirms the year is before [P2YEAR], then select GOTO and ENTER [5] at KL74. If R gives a year from [P2YEAR] to [CYEAR], then CLOSE and ENTER [Year] at this question.

GO TO KL78B

(WEB) In what month and year did [you / she / he] receive [your / her / his] GED [COMPEDUC=0-11: between [PYIWDAT] and now]?

If you do not know the month, please select the season.

Select ▾	Month or	1. January	7. July	21. Winter (Dec-Feb)
	Season	2. February	8. August	22. Spring (Mar-May)
		3. March	9. September	23. Summer (Jun-Aug)
		4. April	10. October	24. Fall (Sep-Nov)
		5. May	11. November	
		6. June	12. December	

1920 – [CYEAR] Year

GO TO KL78B

CHECK: Please enter a date before today.

CHECK for COMPEDUC=0-11: Please enter a year from [P2YEAR] to [CYEAR].

KL78A. (CATI) [CYNAMF] [CYNAML]: [CYAQRTH], [CYFUHU], Age [AGEIWDAT] [(Respondent)]

What was the highest grade [you / he / she] completed in school?

- Record last grade finished

0. None	1. First grade	2. Second grade	3. Third grade
GO TO	4. Fourth grade	5. Fifth grade	6. Sixth grade
KL78MO	7. Seventh grade	8. Eighth grade	9. Ninth grade
	10. Tenth grade	11. Eleventh grade	

GO TO KL78AMO

DK/RF → GO TO KL78MO

(WEB) What was the highest grade [you / he / she] completed in school?

0. None	1. First grade	2. Second grade	3. Third grade
GO TO	4. Fourth grade	5. Fifth grade	6. Sixth grade
KL78MO	7. Seventh grade	8. Eighth grade	9. Ninth grade
	10. Tenth grade	11. Eleventh grade	

GO TO KL78AMO

NA → GO TO KL78MO

KL78AMO, KL78AYR. (CATI) [CYNAMF] [CYNAML]: [CYAQRTH], [CYFUHU], Age [AGEIWDAT] [(Respondent)]

In what month and what year did [you / she / he] complete [KL78A]?

- SELECT Month and [Enter] to go to next screen for year
- IF NECESSARY: What would be your best estimate?

Select ▾	1. January	5. May	9. September	21. Winter (Dec-Feb)
	2. February	6. June	10. October	22. Spring (Mar-May)
	3. March	7. July	11. November	23. Summer (Jun-Aug)
	4. April	8. August	12. December	24. Fall (Sep-Nov)

(In what month and what year did [you / she / he] complete [KL78A]?)

The month entered is: [KL78AMO]

- ENTER the year below

1920 – [CYEAR]

(WEB) In what month and year did [you / she / he] complete [KL78A]?

If you do not know the month, please select the season.

Select ▾	Month or	1. January	7. July	21. Winter (Dec-Feb)
	Season	2. February	8. August	22. Spring (Mar-May)
		3. March	9. September	23. Summer (Jun-Aug)
		4. April	10. October	24. Fall (Sep-Nov)
		5. May	11. November	
		6. June	12. December	

1920 – [CYEAR] Year

CHECK: Please enter a date before today.

KL78B. (CATI) [CYNAMF] [CYNAML]: [CYAQRTH], [CYFUHU], Age [AGEIWDAT] [(Respondent)]

Did [you / she / he] attend college between [PYIWDAT] and now?

1. Yes 5. No → GO TO KL78DCKPT

GO TO KL78BMO

CHECK for KL78B<>Yes & COMPEDUC=12-17: IWER: R reported that [SPOUSE-PARTNER/ REFERENCE PERSON] attended school since [PYIWDAT], but we know (she / he) already graduated high school or received a GED BEFORE [P2YEAR]. Please VERIFY with R whether this person attended college since [PYIWDAT] or is currently attending college: If R says NO or DK/RF, then select GOTO and ENTER [5] or [DK, RF] at KL74. If R says YES, then CLOSE here and ENTER [1] at this question.

(WEB) Did [you / she / he] attend college between [PYIWDAT] and now?

1. Yes 5. No → GO TO KL78DCKPT

GO TO KL78BMO

SIGNAL for NA: This information is important. Please select a response.

KL78BMO, KL78BYR. (CATI) [CYNAMF] [CYNAML]: [CYAQRTH], [CYFUHU], Age [AGEIWDAT] [(Respondent)]

In what month and year did [you / she / he] last attend college?

- If needed: Between our last interview on [PYIWDAT] and now
- If R says "still in school", ENTER Don't Know here and ENTER Still in School on the Year screen
- SELECT Month and [Enter] to go to next screen for year
- NECESSARY: What would be your best estimate?

<input type="text"/> Select ▾	1. January	5. May	9. September	21. Winter (Dec-Feb)
	2. February	6. June	10. October	22. Spring (Mar-May)
	3. March	7. July	11. November	23. Summer (Jun-Aug)
	4. April	8. August	12. December	24. Fall (Sep-Nov)

(In what month and year did [you / she / he] last attend college?)

- If needed: Between our last interview on [PYIWDAT] and now
- The month entered is: [KL78BMO]
- ENTER the year below

Select ▾ [P2YEAR] – [CYEAR]; 9996. Still in school

(WEB) In what month and year did [you / she / he] last attend college between [PYIWDAT] and now?

If you do not know the month, please select the season.

<input type="text"/> Select ▾	Month or	1. January	7. July	21. Winter (Dec-Feb)
	Season	2. February	8. August	22. Spring (Mar-May)
		3. March	9. September	23. Summer (Jun-Aug)
		4. April	10. October	24. Fall (Sep-Nov)
		5. May	11. November	
		6. June	12. December	

Select ▾ Year [P2YEAR] – [CYEAR]; 9996. Still in school

CHECK: Please enter a date before today.

KL78DCKPT. CAI Checkpoint: Whether SP/RP Attended College since Last Wave

1. Attended College (KL78B=Yes)	Did Not Attend College (KL78B<>Yes)	
	3. Preloaded Education<>Response (PYPERSINFO.COMPEDUC=DK, RF, NA)	5. Preloaded Education=Response (PYPERSINFO.COMPEDUC=0-17)
↓		GO TO KL83ACKPT

KL78D. (CATI) [CYNAMF] [CYNAML]: [CYAQRTH], [CYFUHU], Age [AGEIWDAT] [(Respondent)]

Altogether, what is the highest year of college [you have / she has / he has] completed?

- IF R gives a degree: How many years of college [have you / has she / has he] completed altogether? We'll talk about any college degrees [you have / she has / he has] earned next.
- [KL78DCKPT=3: ENTER [0] if R says None or Never attended college]

0. Less than one year	1. One year	2. Two years	3. Three years
GO TO KL83ACKPT	4. Four years	5. Five years or more	DK/RF
GO TO KL78ECKPT			

(WEB) ALTOGETHER, what is the highest year of college [you have / she has / he has] completed?
Please select "Less than one year" if [you / she / he] never attended college.

0. Less than one year	1. One year	2. Two years	3. Three years
GO TO KL83ACKPT	4. Four years	5. Five years or more	NA
GO TO KL78ECKPT			

KL78ECKPT. CAI Checkpoint: Whether SP/RP Attended College since Last Wave

1. Attended College (KL78B=Yes)	5. Did Not Attend College (KL78B<>Yes)
↓	
GO TO KL83ACKPT	

KL78E. (CATI) [CYNAMF] [CYNAML]: [CYAQRTH], [CYFUHU], Age [AGEIWDAT] [(Respondent)]

Did [you / she / he] receive a college degree between [PYIWDAT] and now?

1. Yes	5. No	→ GO TO KL83ACKPT
--------	-------	-------------------

GO TO KL78F1

(WEB) Did [you / she / he] receive a college degree between [PYIWDAT] and now?

1. Yes	5. No	→ GO TO KL83ACKPT
--------	-------	-------------------

GO TO KL78F1

KL78F1. (CATI) [CYNAMF] [CYNAML]: [CYAQRTH], [CYFUHU], Age [AGEIWDAT] [(Respondent)]

(Since our last interview on [PYIWDAT],) what college degree did [you / she / he] receive?

- If more than one degree, PROBE for the **highest** degree received since [PYIWDAT]

1. Associate's degree (AA)	3. Master's degree (MA, MS, MBA)
2. Bachelor's degree (BA/BS)	4. Doctorate (PhD)
DK/RF	5. Law Degree (LLB, JD)
	6. Medical degree (MD, DDS, DVM, DO)
	97. Other-specify (KL78F1PEC. Specify (String 100))

GO TO KL78G

GO TO KL78F2

(WEB) Between [PYIWDAT] and now, what college degree did [you / she / he] receive?

1. Associate's degree (AA)	3. Master's degree (MA, MS, MBA)
2. Bachelor's degree (BA/BS)	4. Doctorate (PhD)
NA	5. Law Degree (LLB, JD)
	6. Medical degree (MD, DDS, DVM, DO)
	97. Other - Please specify: (KL78F1SPEC)

GO TO KL78G

GO TO KL78F2

KL78F2. (CATI) [CYNAMF] [CYNAML]: [CYAQRTH], [CYFUHU], Age [AGEIWDAT] [(Respondent)]

What was [your / her / his] major or majors at the college or university from which [you / she / he] received [your / her / his] bachelor's degree?

- Probe for details and dual majors

String 100

(WEB) What was [your / her / his] major or majors at the college or university from which [you / she / he] received [your / her / his] BACHELOR'S degree?

String 100

KL78F3. (CATI) [CYNAMF] [CYNAML]: [CYAQRTH], [CYFUHU], Age [AGEIWDAT] [(Respondent)]

What was the name of the college or university?

- If needed: What was the name of the college or university from which [you / she / he] received [your / her / his] bachelor's degree?

String 100

(WEB) What was the name of the college or university from which [you / she / he] received [your / her / his] BACHELOR'S degree?

String 100

KL78F4COUNTRY (KL78F4CTRYNAME) KL78F4CITY, KL78F4STATE (KL78F4STABBR).

(CATI) [CYNAMF] [CYNAML]: [CYAQRTH], [CYFUHU], Age [AGEIWDAT] [(Respondent)]

Where was it located? (In what country was that?)

- **If needed:** In what country was the college or university from which [you / she / he] received [your / her / his] bachelor's degree?
- ENTER [185 UNITED STATES] for Puerto Rico, U.S. Virgin Islands, Guam, American Samoa or the Northern Mariana Islands

Select ▾ 1 – 193 (Defaults to 185/US)

(In what city was that?)

- **If needed:** In what city was the college or university from which [you / she / he] received [your / her / his] bachelor's degree?

String 100

(In what state was that?) (For COUNTRY=185)

- **If needed:** In what state was the college or university from which [you / she / he] received [your / her / his] bachelor's degree?

Select ▾ 1 – 57 (Assigned 57/FC if Country<>185)

(WEB) Where was the college or university from which [you / she / he] received [your / her / his] BACHELOR'S degree?

Country Select ▾ 1 – 193 (Defaults to 185/US)

United States includes Puerto Rico, U.S. Virgin Islands, Guam, American Samoa and the Northern Mariana Islands

City String 100

State Select ▾ 1 – 57 (Assigned 57/FC if Country<>185)

KL78F5MO, KL78F5YR. (CATI) [CYNAMF] [CYNAML]: [CYAQRTH], [CYFUHU], Age [AGEIWDAT] [(Respondent)]

In what month and year did [you / she / he] receive [your / her / his] bachelor's degree?

- **SELECT** Month and [Enter] to go to next screen for year
- **IF NECESSARY:** What would be your best estimate?

Select ▾	1. January	5. May	9. September	21. Winter (Dec-Feb)
	2. February	6. June	10. October	22. Spring (Mar-May)
	3. March	7. July	11. November	23. Summer (Jun-Aug)
	4. April	8. August	12. December	24. Fall (Sep-Nov)

(In what month and year did [you / she / he] receive [your / her / his] bachelor's degree)?

The month entered is: [KL78F5MO]

- **ENTER** the year below

1920 – [CYEAR]

(WEB) In what month and year did [you / she / he] receive [your / her / his] BACHELOR'S degree?

If you do not know the month, please select the season.

Select ▾	Month or	1. January	7. July	21. Winter (Dec-Feb)
	Season	2. February	8. August	22. Spring (Mar-May)
		3. March	9. September	23. Summer (Jun-Aug)
		4. April	10. October	24. Fall (Sep-Nov)
		5. May	11. November	
		6. June	12. December	

1920 – [CYEAR] Year

CHECK: Please enter a date before today.

KL78G. (CATI) [CYNAMF] [CYNAML]: [CYAQRTH], [CYFUHU], Age [AGEIWDAT] [(Respondent)]

(And) What was [your / her / his] [KL78F1=BACHELORS: major or majors / ALL OTHERS: area of study] at the college or university from which [you / she / he] received [your / her / his] highest degree since our last interview on [PYIWDAT]?

- **Probe for details and dual majors**

String 100

(WEB) What was [your / her / his] [KL78F1=BACHELORS: major or majors / ALL OTHERS: area of study] at the college or university from which [you / she / he] received [your / her / his] HIGHEST degree since [PYIWDAT]?

String 100

KL81. (CATI) [CYNAMF] [CYNAML]: [CYAQRTH], [CYFUHU], Age [AGEIWDAT] [(Respondent)]

What was the name of the college or university?

- **If needed:** What was the name of the college or university from which [you / she / he] received [your / her / his] highest degree (since our last interview on [PYIWDAT])?

String 100

(WEB) What was the name of the college or university from which [you / she / he] received [your / his / her] HIGHEST degree since [PYIWDAT]?

String 100

KL82COUNTRY (KL82CTRYNAME), KL82CITY, KL82STATE (KL82STABBR).

(CATI) [CYNAMF] [CYNAML]: [CYAQRTH], [CYFUHU], Age [AGEIWDAT] [(Respondent)]

Where was it located? (In what country was that?)

- **If needed:** In what country was the college or university from which [you / she / he] received [your / her / his] highest degree?
- ENTER [185 UNITED STATES] for Puerto Rico, U.S. Virgin Islands, Guam, American Samoa or the Northern Mariana Islands

Select ▾ 1 – 193 (Defaults to 185/US)

(In what city was that?)

- **If needed:** In what city was the college or university from which [you / she / he] received [your / her / his] highest degree?

String 25

(In what state was that?) (For COUNTRY=185)

- **If needed:** In what state was the college or university from which [you / she / he] received [your / her / his] highest degree (since our last interview on [PYIWDAT])?

Select ▾ 1 – 57 (Assigned 57/FC if Country<>185)

(WEB) Where was the college or university from which [you / she / he] received [your / her / his] HIGHEST degree since [PYIWDAT]?

Country

Select ▾

1 – 193 (Defaults to 185/US)

United States includes Puerto Rico, U.S. Virgin Islands, Guam, American Samoa and the Northern Mariana Islands

City

String 25

State

Select ▾

1 – 57 (Assigned 57/FC if Country<>185)

KL83MO, KL83YR. (CATI) [CYNAMF] [CYNAML]: [CYAQRTH], [CYFUHU], Age [AGEIWDAT] [(Respondent)]

In what month and year did [you / she / he] receive [your / her / his] highest degree?

- If needed: Between our last interview on [PYIWDAT] and now
- SELECT Month and [Enter] to go to next screen for year
- If necessary: What would be your best estimate?

Select ▾ 1. January 5. May 9. September 21. Winter (Dec-Feb)
2. February 6. June 10. October 22. Spring (Mar-May)
3. March 7. July 11. November 23. Summer (Jun-Aug)
4. April 8. August 12. December 24. Fall (Sep-Nov)

(In what month and year did [you / she / he] receive [your / her / his] highest degree)?

- If needed: Between our last interview on [PYIWDAT] and now
- The month entered is: [KL83MO]
- ENTER the year below

Select ▾ [P2YEAR] – [CYEAR]

(WEB) In what month and year did [you / she / he] receive [your / her / his] HIGHEST degree since [PYIWDAT]?

If you do not know the month, please select the season.

Select ▾ Month or 1. January 7. July 21. Winter (Dec-Feb)
Season 2. February 8. August 22. Spring (Mar-May)
3. March 9. September 23. Summer (Jun-Aug)
4. April 10. October 24. Fall (Sep-Nov)
5. May 11. November
6. June 12. December

Select ▾ Year [P2YEAR] – [CYEAR]

CHECK: Please enter a date before today.

End KL76_KL83

KL83ACKPT. CAI Checkpoint: Where SP/RP Educated

1. Outside U.S. (KL74C=2, 3)	3. U.S. Only (KL74C=1, DK,NA)	5. All Others (KL74C=RF)
↓	GO TO KL84CKPT	GO TO KL84 END RULE

KL83A. (CATI) [CYNAMF] [CYNAML]: [CYAQRTH], [CYFUHU], Age [AGEIWDAT] [(Respondent)]

Between [PYIWDAT] and now, how many years of school did [you / she / he] complete outside of the U.S.?

1. One year 2. Two years 3. Three years

(WEB) Between [PYIWDAT] and now, how many years of school did [you / she / he] complete outside of the United States?

1. One year 2. Two years 3. Three years

KL83B. (CATI) [CYNAMF] [CYNAML]: [CYAQRTH], [CYFUHU], Age [AGEIWDAT] [(Respondent)]
 (Between [PYIWDAT] and now,) what was the highest degree or certificate [you / she / he] earned outside the U.S.?

String 100

(WEB) Between [PYIWDAT] and now, what was the highest degree or certificate [you / she / he] earned outside the United States?

String 100

KL84CKPT. CAI Checkpoint: Whether SP/RP Still in School

1. Still in School (KL74=2 or KL78BMO=96 or KL78BYR=9996) → GO TO KL84A

5. All Others



KL84. (CATI) [CYNAMF] [CYNAML]: [CYAQRTH], [CYFUHU], Age [AGEIWDAT] [(Respondent)]

[Are you / Is she / Is he] currently attending or enrolled in regular school? (Regular school includes high school and schooling that leads to a college or professional school degree.)

1. Yes

5. No

→ GO TO KL84A END RULE

GO TO KL84A

(WEB) [Are you / Is she / Is he] currently attending or enrolled in regular school?

Regular school includes high school and schooling that leads to a college or professional school degree.

1. Yes

5. No

→ GO TO KL84A END RULE

GO TO KL84A

KL84A. (CATI) [CYNAMF] [CYNAML]: [CYAQRTH], [CYFUHU], Age [AGEIWDAT] [(Respondent)]

[KL84CKPT=STILL IN SCHOOL: Earlier you said [you are / [SPOUSE-PARTNER] is / [REFERENCE PERSON] is] still in school.]

What grade or year [are you / is she / is he] currently attending?

- | | | | | |
|---|--|--|-----------------|-----------------|
| 1. First grade | 2. Second grade | 3. Third grade | 4. Fourth grade | 5. Fifth grade |
| 6. Sixth grade | 7. Seventh grade | 8. Eighth grade | 9. Ninth grade | 10. Tenth grade |
| 11. Eleventh grade | 12. 12 th grade or working toward GED | 13. 1 st year of college (freshman) | | |
| 14. 2 nd year of college (sophomore) | | 15. 3 rd year of college (junior) | | |
| 16. 4 th year of college (senior) | | 17. 5 th year of college or higher | | |
| 18. Post-graduate work | | | | |

(WEB) [KL84CKPT=STILL IN SCHOOL: Earlier you reported that [you are / [SPOUSE-PARTNER] is / [REFERENCE PERSON] is] still in school.]

What grade or year [are you / is she / is he] currently attending?

- | | | | | |
|---|--|--|-----------------|-----------------|
| 1. First grade | 2. Second grade | 3. Third grade | 4. Fourth grade | 5. Fifth grade |
| 6. Sixth grade | 7. Seventh grade | 8. Eighth grade | 9. Ninth grade | 10. Tenth grade |
| 11. Eleventh grade | 12. 12 th grade or working toward GED | 13. 1 st year of college (freshman) | | |
| 14. 2 nd year of college (sophomore) | | 15. 3 rd year of college (junior) | | |
| 16. 4 th year of college (senior) | | 17. 5 th year of college or higher | | |
| 18. Post-graduate work | | | | |

End KL

KL84A END RULE: Whether This is Spouse-Partner or Reference Person Loop

Spouse-Partner (KL1ACKPT[1].CODE=3)

→ REPEAT SECTION KL for
Reference Person; Then GO
TO SECTION M

Reference Person (KL1ACKPT[2].CODE=4)

GO TO SECTION M

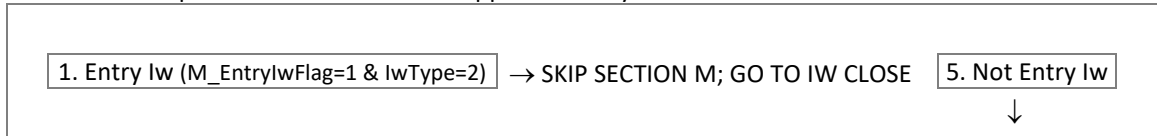
End SECTION_KL

Section M: Philanthropy; Religious Attendance

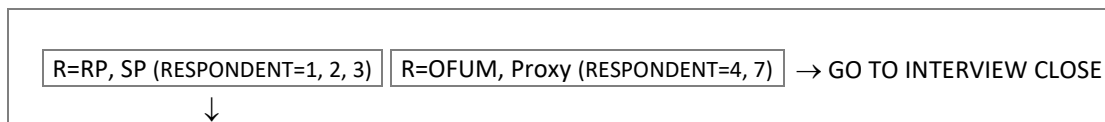
TOC

SECTION_M

ENTRYMCKPT. CAI Checkpoint: Whether Content Skipped for Entry Iw



M1 RULE: Who is Respondent



Donations

MINTRO. (CATI ONLY) Next, we will be talking about donations to charitable organizations. Donations include money, assets, property or goods, whether made directly to the organization, through payroll deduction, or on the internet, such as crowdfunding. “Family” means your family living there with you.

- [ENTER \[1\] to continue](#)

1. Continue

Religious Charities

M2. (CATI) During [PYEAR], did you [**>1 FU MEMBER:** or anyone in your family] make donations totaling more than \$10 specifically for religious purposes or spiritual development, for example to a church, synagogue, mosque, TV or radio ministry? Please do not include donations to schools, hospitals, and other charities run by religious organizations. We will be asking you about those donations next.

1. Yes

5. No

→ GO TO M3

GO TO M2A

(WEB) Next, we will be talking about donations to charitable organizations. Donations include money, assets, property or goods, whether made directly to the organization, through payroll deduction, or on the internet, such as crowdfunding. “Family” means your family living there with you.

During [PYEAR], did you [**>1 FU MEMBER:** or anyone in your family] make donations TOTALING more than \$10 specifically for RELIGIOUS PURPOSES or SPIRITUAL DEVELOPMENT, for example to a church, synagogue, mosque, TV or radio ministry? Please do not include donations to schools, hospitals, and other charities run by religious organizations. We will be asking you about those donations next.

1. Yes

5. No

→ GO TO M3

GO TO M2A

M2A. (CATI) Altogether, what was the total dollar value of all donations you [*>1 FU MEMBER*: and your family] made in [PYEAR] towards religious purposes?

\$ 1 – 999,997 → GO TO M3 DK/RF → GO TO M2B

(WEB) Altogether, what was the total dollar value of all donations you [*>1 FU MEMBER*: and your family] made in [PYEAR] towards RELIGIOUS PURPOSES?

\$ 1 – 999,997 .00 → GO TO M3 NA → GO TO M2BM2F_W

CHECK: Please enter a number from 1 to 999997.

M2B. (CATI ONLY) Was it \$500 or more?	
1. Yes	5. No DK/RF → GO TO M3
↓	↓
M2C. (CATI ONLY) Was it \$1,000 or more?	M2F. (CATI ONLY) Was it \$250 or more?
1. Yes 5. No DK/RF	1. Yes 5. No DK/RF
↓	↓
GO TO M3	GO TO M3
M2D. (CATI ONLY) Was it \$2,500 or more?	
1. Yes 5. No DK/RF	
↓	
GO TO M3	
M2E. (CATI ONLY) Was it \$5,000 or more?	
1. Yes 5. No DK/RF	
GO TO M3	

M2BM2F_W. (WEB ONLY) What is your best estimate?

1. Less than \$250	2. \$250 to less than \$500
3. \$500 to less than \$1,000	4. \$1,000 to less than \$2,500
5. \$2,500 to less than \$5,000	6. \$5,000 or more

Combination, People in Need, Medical Research & International Aid

M3. (CATI) [M2=YES: Not counting the donations you already told me about, (during [PYEAR],) / ALL OTHERS: (During [PYEAR],)] did you [>1 FU MEMBER: or anyone in your family] donate more than \$10 to any organization that served a combination of purposes, such as the United Way, Jewish Federations, Catholic Charities, your local community foundation, or community organizations or service clubs?

- INCLUDE donations to the Red Cross to help people in the U.S.
- Donations to the Red Cross to help people in other countries should be reported later at M11 (organizations that provide international aid)

(WEB) [M2=YES: Not counting the donations you already told me about, during [PYEAR], / ALL OTHERS: During [PYEAR],] did you [>1 FU MEMBER: or anyone in your family] donate more than \$10 to any organization that served a COMBINATION OF PURPOSES, such as the United Way, Jewish Federations, Catholic Charities, your local community foundation, or community organizations or service clubs? This includes donations to the Red Cross to help people in the U.S.

We will ask about donations to the Red Cross to help people in OTHER countries later.

1. Yes 5. No → GO TO M4



M3A. (CATI) Altogether, what was the total dollar value of all donations you [>1 FU MEMBER: and your family] made in [PYEAR] towards combined purpose funds?

\$ 1 – 999,997 → GO TO M4 DK/RF → GO TO M3B

(WEB) Altogether, what was the total dollar value of all donations you [>1 FU MEMBER: and your family] made IN [PYEAR] towards COMBINED PURPOSE FUNDS?

This includes donations to the Red Cross to help people in the U.S.

We will ask about donations to the Red Cross to help people in OTHER countries later.

\$ 1 – 999,997 .00 → GO TO M4 NA → GO TO M3BM3F_W

CHECK: Please enter a number from 1 to 999997.

M3B. (CATI ONLY) Was it \$200 or more?

1. Yes



M3C. (CATI ONLY) Was it \$500 or more?

1. Yes

5. No

DK/RF



GO TO M4

5. No

DK/RF

→ GO TO M4



M3F. (CATI ONLY) Was it \$100 or more?

1. Yes

5. No

DK/RF

GO TO M4

M3D. (CATI ONLY) Was it \$1,000 or more?

1. Yes

5. No

DK/RF



GO TO M4

M3E. (CATI ONLY) Was it \$2,000 or more?

1. Yes

5. No

DK/RF

GO TO M4

M3BM3F_W. (WEB ONLY) What is your best estimate?

1. Less than \$100

2. \$100 to less than \$200

3. \$200 to less than \$500

4. \$500 to less than \$1,000

5. \$1,000 to less than \$2,000

6. \$2,000 or more

M4. (CATI) ([M2 OR M3=YES: Not counting the donations you already told me about, (during [PYEAR],) / ALL OTHERS: (During [PYEAR],) did you [>1 FU MEMBER: or anyone in your family]) donate more than \$10 to organizations that help people in need of food, shelter, or other basic necessities?

(WEB) [M2 OR M3=YES: Not counting the donations you already told me about, during [PYEAR], / ALL OTHERS: During [PYEAR],) did you [>1 FU MEMBER: or anyone in your family] donate more than \$10 to organizations that HELP PEOPLE IN NEED of FOOD, SHELTER, or other BASIC NECESSITIES?

☐ 1. Yes ☐ 5. No → GO TO M5



M4A. (CATI) Altogether, what was the total dollar value of all donations you [>1 FU MEMBER: and your family] made in [PYEAR] to organizations that help people in need of basic necessities?

→ GO TO M5 → GO TO M4B

(WEB) Altogether, what was the total dollar value of all donations you [>1 FU MEMBER: and your family] made IN [PYEAR] to organizations that HELP PEOPLE IN NEED of BASIC NECESSITIES?

\$.00 → GO TO M5 → GO TO M4BM4F_W

CHECK: Please enter a number from 1 to 999997.

M4B. (CATI ONLY) Was it \$200 or more?	
<input type="checkbox"/> 1. Yes	<input type="checkbox"/> 5. No <input type="checkbox"/> DK/RF → GO TO M5
↓	↓
M4C. (CATI ONLY) Was it \$500 or more?	M4F. (CATI ONLY) Was it \$100 or more?
<input type="checkbox"/> 1. Yes <input type="checkbox"/> 5. No <input type="checkbox"/> DK/RF	<input type="checkbox"/> 1. Yes <input type="checkbox"/> 5. No <input type="checkbox"/> DK/RF
↓	↓
GO TO M5	GO TO M5
M4D. (CATI ONLY) Was it \$1,000 or more?	
<input type="checkbox"/> 1. Yes <input type="checkbox"/> 5. No <input type="checkbox"/> DK/RF	
↓	
GO TO M5	
M4E. (CATI ONLY) Was it \$2,000 or more?	
<input type="checkbox"/> 1. Yes <input type="checkbox"/> 5. No <input type="checkbox"/> DK/RF	
↓	
GO TO M5	

M4BM4F_W. (WEB ONLY) What is your best estimate?

<input type="text" value="1. Less than \$100"/>	<input type="text" value="2. \$100 to less than \$200"/>
<input type="text" value="3. \$200 to less than \$500"/>	<input type="text" value="4. \$500 to less than \$1,000"/>
<input type="text" value="5. \$1,000 to less than \$2,000"/>	<input type="text" value="6. \$2,000 or more"/>

M5. (CATI) ([ANY M2-M4=YES: Not counting the donations you already told me about, (during [PYEAR],) / ALL OTHERS: (During [PYEAR],) did you [>1 FU MEMBER: or anyone in your family]) donate more than \$10 to health care or medical research organizations, such as hospitals, nursing homes, mental health facilities, cancer, heart and lung associations, or telethons?

(WEB) [ANY M2-M4=YES: Not counting the donations you already told me about, during [PYEAR], / ALL OTHERS: During [PYEAR],) did you [>1 FU MEMBER: or anyone in your family] donate more than \$10 to HEALTH CARE or MEDICAL RESEARCH organizations, such as hospitals, nursing homes, mental health facilities, cancer, heart and lung associations, or telethons?

☐ 1. Yes ☐ 5. No → GO TO M6



M5A. (CATI) Altogether, what was the total dollar value of all donations you [*>1 FU MEMBER*: and your family] made in [PYEAR] towards health care or medical research organizations?

\$ → GO TO M6 → GO TO M5B

(WEB) Altogether, what was the total dollar value of all donations you [*>1 FU MEMBER*: and your family] made IN [PYEAR] towards HEALTH CARE or MEDICAL RESEARCH organizations?

\$.00 → GO TO M6 → GO TO M5BM5F_W

CHECK: Please enter a number from 1 to 999997.

M5B. (CATI ONLY) Was it \$200 or more?		
<input type="text" value="1. Yes"/>	<input type="text" value="5. No"/>	<input type="text" value="DK/RF"/> → GO TO M6
↓	↓	
M5C. (CATI ONLY) Was it \$500 or more?		M5F. (CATI ONLY) Was it \$100 or more?
<input type="text" value="1. Yes"/>	<input type="text" value="5. No"/>	<input type="text" value="DK/RF"/>
↓	GO TO M6	
		<input type="text" value="1. Yes"/>
		<input type="text" value="5. No"/>
		<input type="text" value="DK/RF"/>
		GO TO M6
M5D. (CATI ONLY) Was it \$1,000 or more?		
<input type="text" value="1. Yes"/>	<input type="text" value="5. No"/>	<input type="text" value="DK/RF"/>
↓	GO TO M6	
M5E. (CATI ONLY) Was it \$2,000 or more?		
<input type="text" value="1. Yes"/>	<input type="text" value="5. No"/>	<input type="text" value="DK/RF"/>
GO TO M6		

M5BM5F_W. (WEB ONLY) What is your best estimate?

1. Less than \$100	2. \$100 to less than \$200
3. \$200 to less than \$500	4. \$500 to less than \$1,000
5. \$1,000 to less than \$2,000	6. \$2,000 or more

Education, Family Services, Culture/Heritage & Environment

M6. (CATI) ([*ANY M2-M5=YES*: Not counting the donations you already told me about, (during [PYEAR],) / *ALL OTHERS*: (During [PYEAR],)] did you [*>1 FU MEMBER*: or anyone in your family]) donate more than \$10 towards educational purposes, such as colleges, grade schools, PTAs, libraries, or scholarship funds?
Please do not count direct tuition payments for you or other family members.

(WEB) [*ANY M2-M5=YES*: Not counting the donations you already told me about, during [PYEAR], / *ALL OTHERS*: During [PYEAR],] did you [*>1 FU MEMBER*: or anyone in your family] donate more than \$10 towards EDUCATIONAL purposes, such as colleges, grade schools, PTAs, libraries, or scholarship funds?
Please do not count direct tuition payments for you or other family members.

→ GO TO M7

↓

M6A. (CATI) Altogether, what was the total dollar value of all donations you [*>1 FU MEMBER*: and your family] made in [PYEAR] towards educational purposes?

\$ → GO TO M7 → GO TO M6B

(WEB) Altogether, what was the total dollar value of all donations you [*>1 FU MEMBER*: and your family] made IN [PYEAR] towards EDUCATIONAL purposes?

\$.00 → GO TO M7 → GO TO M6BM6F_W

CHECK: Please enter a number from 1 to 999997.

M6B. (CATI ONLY) Was it \$200 or more?



M6C. (CATI ONLY) Was it \$500 or more?



GO TO M7

→ GO TO M7



M6F. (CATI ONLY) Was it \$100 or more?

GO TO M7

M6D. (CATI ONLY) Was it \$1,000 or more?



GO TO M7

M6E. (CATI ONLY) Was it \$2,000 or more?

GO TO M7

M6BM6F_W. (WEB ONLY) What is your best estimate?

M7. (CATI) ([*ANY M2-M6=YES*: Not counting the donations you already told me about, (during [PYEAR]),) / *ALL OTHERS*: (During [PYEAR],) did you [*>1 FU MEMBER*: or anyone in your family]) donate more than \$10 to organizations that provide youth or family services, such as scouting, boys' and girls' clubs, sports leagues, Big Brothers or Sisters, foster care, or family counseling?

(WEB) [*ANY M2-M6=YES*: Not counting the donations you already told me about, during [PYEAR], / *ALL OTHERS*: During [PYEAR],) did you [*>1 FU MEMBER*: or anyone in your family] donate more than \$10 to organizations that provide YOUTH or FAMILY SERVICES, such as scouting, boys' and girls' clubs, sports leagues, Big Brothers or Big Sisters, foster care, or family counseling?

→ GO TO M8



M7A. (CATI) Altogether, what was the total dollar value of all donations you [*>1 FU MEMBER*: and your family] made in [PYEAR] towards youth and family services purposes?

\$ → GO TO M8 → GO TO M7B

(WEB) Altogether, what was the total dollar value of all donations you [*>1 FU MEMBER*: and your family] made IN [PYEAR] towards YOUTH and FAMILY SERVICES purposes?

\$.00 → GO TO M8 → GO TO M7BM7F_W

CHECK: Please enter a number from 1 to 999997.

M7B. (CATI ONLY) Was it \$200 or more?

☐ 1. Yes ☐ 5. No ☐ DK/RF → GO TO M8

↓

M7C. (CATI ONLY) Was it \$500 or more? M7F. (CATI ONLY) Was it \$100 or more?

☐ 1. Yes ☐ 5. No ☐ DK/RF ☐ 1. Yes ☐ 5. No ☐ DK/RF

↓ GO TO M8 GO TO M8

M7D. (CATI ONLY) Was it \$1,000 or more?

☐ 1. Yes ☐ 5. No ☐ DK/RF

↓ GO TO M8

M7E. (CATI ONLY) Was it \$2,000 or more?

☐ 1. Yes ☐ 5. No ☐ DK/RF

GO TO M8

M7BM7F_W. (WEB ONLY) What is your best estimate?

<input type="checkbox"/> 1. Less than \$100	<input type="checkbox"/> 2. \$100 to less than \$200
<input type="checkbox"/> 3. \$200 to less than \$500	<input type="checkbox"/> 4. \$500 to less than \$1,000
<input type="checkbox"/> 5. \$1,000 to less than \$2,000	<input type="checkbox"/> 6. \$2,000 or more

M8. (CATI) ([ANY M2-M7=YES: Not counting the donations you already told me about, (during [PYEAR]), / ALL OTHERS: (During [PYEAR],) did you [>1 FU MEMBER: or anyone in your family]) donate more than \$10 to organizations that support or promote the arts or culture, such as a museum, theatre, orchestra, public broadcasting, or organizations that preserve and celebrate cultural diversity and ethnic heritage?

(WEB) [ANY M2-M7=YES: Not counting the donations you already told me about, during [PYEAR], / ALL OTHERS: During [PYEAR],) did you [>1 FU MEMBER: or anyone in your family] donate more than \$10 to organizations that support or promote the ARTS or CULTURE, such as a museum, theatre, orchestra, public broadcasting, or organizations that preserve and celebrate CULTURAL DIVERSITY and ETHNIC HERITAGE?

☐ 1. Yes ☐ 5. No → GO TO M10



M8A. (CATI) Altogether, what was the total dollar value of all donations you [>1 FU MEMBER: and your family] made in [PYEAR] towards the arts, culture, or ethnic heritage?

→ GO TO M10 ☐ DK/RF → GO TO M8B

(WEB) Altogether, what was the total dollar value of all donations you [>1 FU MEMBER: and your family] made IN [PYEAR] towards the ARTS, CULTURE, or ETHNIC HERITAGE?

\$.00 → GO TO M10 → GO TO M8BM8F_W

CHECK: Please enter a number from 1 to 999997.

M8B. (CATI ONLY) Was it \$200 or more?

→ GO TO M10

↓

M8C. (CATI ONLY) Was it \$500 or more?

→ GO TO M10

↓

M8F. (CATI ONLY) Was it \$100 or more?

→ GO TO M10

↓

M8D. (CATI ONLY) Was it \$1,000 or more?

→ GO TO M10

↓

M8E. (CATI ONLY) Was it \$2,000 or more?

→ GO TO M10

M8BM8F_W. (WEB ONLY) What is your best estimate?

<input type="button" value="1. Less than \$100"/>	<input type="button" value="2. \$100 to less than \$200"/>
<input type="button" value="3. \$200 to less than \$500"/>	<input type="button" value="4. \$500 to less than \$1,000"/>
<input type="button" value="5. \$1,000 to less than \$2,000"/>	<input type="button" value="6. \$2,000 or more"/>

M10. (CATI) ([ANY M2-M8=YES: Not counting the donations you already told me about, (during [PYEAR],) / ALL OTHERS: (During [PYEAR],) did you [>1 FU MEMBER: or anyone in your family]) donate more than \$10 to organizations that preserve the environment, such as conservation efforts, animal protection, or parks?

(WEB) [ANY M2-M8=YES: Not counting the donations you already told me about, during [PYEAR], / ALL OTHERS: During [PYEAR],) did you [>1 FU MEMBER: or anyone in your family] donate more than \$10 to organizations that preserve the ENVIRONMENT, such as conservation efforts, animal protection, or parks?

→ GO TO M13



M10A. (CATI) Altogether, what was the total dollar value of all donations you [>1 FU MEMBER: and your family] made in [PYEAR] towards preserving the environment?

→ GO TO M11 → GO TO M10B

(WEB) Altogether, what was the total dollar value of all donations you [>1 FU MEMBER: and your family] made IN [PYEAR] towards preserving the ENVIRONMENT?

\$.00 → GO TO M11 → GO TO M10BM10F_W

CHECK: Please enter a number from 1 to 999997.

M10B. (CATI ONLY) Was it \$200 or more?

☐ 1. Yes ☐ 5. No ☐ DK/RF → GO TO M11

↓

M10C. (CATI ONLY) Was it \$500 or more?

☐ 1. Yes ☐ 5. No ☐ DK/RF M10F. (CATI ONLY) Was it \$100 or more?

↓ GO TO M11 ☐ 1. Yes ☐ 5. No ☐ DK/RF GO TO M11

M10D. (CATI ONLY) Was it \$1,000 or more?

☐ 1. Yes ☐ 5. No ☐ DK/RF

↓ GO TO M11

M10E. (CATI ONLY) Was it \$2,000 or more?

☐ 1. Yes ☐ 5. No ☐ DK/RF

GO TO M11

M10BM10F_W. (WEB ONLY) What is your best estimate?

<input type="checkbox"/> 1. Less than \$100	<input type="checkbox"/> 2. \$100 to less than \$200
<input type="checkbox"/> 3. \$200 to less than \$500	<input type="checkbox"/> 4. \$500 to less than \$1,000
<input type="checkbox"/> 5. \$1,000 to less than \$2,000	<input type="checkbox"/> 6. \$2,000 or more

Environment Preservation Donations

M11. (CATI) ([ANY M2-M10=YES: Not counting the donations you already told me about, (during [PYEAR]),] / ALL OTHERS: (During [PYEAR]),) did you [>1 FU MEMBER: or anyone in your family]) donate more than \$10 to organizations that provide international aid or promote world peace, such as international children's funds, disaster relief, or human rights?

- INCLUDE donations to the Red Cross to help people in countries other than the U.S.

(WEB) [ANY M2-M10=YES: Not counting the donations you already told me about, during [PYEAR], / ALL OTHERS: During [PYEAR],] did you [>1 FU MEMBER: or anyone in your family] donate more than \$10 to organizations that provide INTERNATIONAL AID or promote WORLD PEACE, such as international children's funds, disaster relief, or human rights?

This includes donations to the Red Cross to help people in countries OTHER than the U.S.

☐ 1. Yes ☐ 5. No → GO TO M12



M11A. (CATI) Altogether, what was the total dollar value of all donations you [>1 FU MEMBER: and your family] made in [PYEAR] towards providing international aid or promoting world peace?

- INCLUDE donations to the Red Cross to help people in countries other than the U.S.

\$ 1 – 999,997 → GO TO M12 DK/RF → GO TO M11B

(WEB) Altogether, what was the total dollar value of all donations you [>1 FU MEMBER: and your family] made IN [PYEAR] towards providing INTERNATIONAL AID or promoting WORLD PEACE?
This includes donations to the Red Cross to help people in countries OTHER than the U.S.

\$ 1 – 999,997 .00 → GO TO M12 NA → GO TO M11BM11F_W

CHECK: Please enter a number from 1 to 999997.

M11B. (CATI ONLY) Was it \$200 or more?

1. Yes 5. No DK/RF → GO TO M12

↓

M11C. (CATI ONLY) Was it \$500 or more?

1. Yes 5. No DK/RF

↓ GO TO M12

M11D. (CATI ONLY) Was it \$1,000 or more?

1. Yes 5. No DK/RF

↓ GO TO M12

M11E. (CATI ONLY) Was it \$2,000 or more?

1. Yes 5. No DK/RF

GO TO M12

M11F. (CATI ONLY) Was it \$100 or more?

1. Yes 5. No DK/RF

GO TO M12

M11BM11F_W. (WEB ONLY) What is your best estimate?

1. Less than \$100	2. \$100 to less than \$200
3. \$200 to less than \$500	4. \$500 to less than \$1,000
5. \$1,000 to less than \$2,000	6. \$2,000 or more

Other

M12. (CATI) [M2-M11=YES: Not counting the donations you already told me about, during [PYEAR], / ALL OTHERS: During [PYEAR],] did you [or anyone in your family] make donations totaling more than \$10 of money, assets, or property to charitable organizations with purposes other than those I already asked about?

1. Yes 5. No → GO TO M56A

GO TO M12A

(WEB) [M2-M11=YES: Not counting the donations you already reported, during [PYEAR], / ALL OTHERS: During [PYEAR],] did you [>1 FU MEMBER: or anyone in your family] make donations TOTALING more than \$10 of money, assets, or property to charitable organizations with purposes OTHER THAN those we already asked about?

1. Yes 5. No → GO TO M56A

GO TO M12A

M12A. (CATI) What was the main purpose or cause supported by that organization?

- PROBE: Please tell me a little more about that. What does this organization do?

String 200

(WEB) What was the main purpose or cause supported by that organization? What does this organization do?

String 200

M12B. (CATI) Altogether, what was the total dollar value of all donations you [and your family] made in [PYEAR] towards (this / these) purpose(s)?

\$ 1 – 999,997 → GO TO M56A DK/RF → GO TO M12C

(WEB) Altogether, what was the total dollar value of all donations you [>1 FU MEMBER: and your family] made IN [PYEAR] towards (THIS PURPOSE/THESE PURPOSES)?

\$ 1 – 999,997 .00 → GO TO M56A NA → GO TO M12CM12G_W

CHECK: Please enter a number from 1 to 999997.

M12C. (CATI ONLY) Was it \$200 or more?

1. Yes



M12D. (CATI ONLY) Was it \$500 or more?

1. Yes 5. No DK/RF



GO TO M56A

5. No



M12G. (CATI ONLY) Was it \$100 or more?

1. Yes 5. No DK/RF

GO TO M56A

M12E. (CATI ONLY) Was it \$1,000 or more?

1. Yes 5. No DK/RF



GO TO M56A

M12F. (CATI ONLY) Was it \$2,000 or more?

1. Yes 5. No DK/RF

GO TO M56A

M12CM12G_W. (WEB ONLY) What is your best estimate?

1. Less than \$100

2. \$100 to less than \$200

3. \$200 to less than \$500

4. \$500 to less than \$1,000

5. \$1,000 to less than \$2,000

6. \$2,000 or more

Religious Attendance

M56A_AQSN. AQSN of Reference Person. Assigned.

M56A, M56B. (CATI) [CYNAMEF] [CYNAML], [CYAQRTH], [CYFUHU], Age: [AGEIWDATE], [(Respondent)]

And finally, during the year [PYEAR], on average, how often did [you / [REFERENCE PERSON]] go to religious services?

- ENTER amount here, then ENTER unit of time on next screen (Day, Week, Two weeks, Month, Year)

→ GO TO M57CKPT → GO TO M57CKPT



The amount entered is: [M56A] per ____

- SELECT the unit of time below

(WEB) And finally, during the year [PYEAR], on average, how often did [you / [REFERENCE PERSON]] go to religious services?

Times per

CHECK: Please enter a number from 0 to 97.

SIGNAL: Please select a unit of time.

M57CKPT. CAI Checkpoint: Whether Spouse-Partner in FU (CYFUHU=FU, FUMI & CYAQRTH=201-222)

<input type="text" value="1. Spouse-Partner"/>	<input type="text" value="5. No Spouse-Partner"/>	→ GO TO INTERVIEW CLOSE
--	---	-------------------------

↓

M57A_AQSN. AQSN of Spouse-Partner. Assigned.

M57A, M57B. (CATI) [CYNAMEF] [CYNAML], [CYAQRTH], [CYFUHU], Age: [AGEIWDATE], [(Respondent)]

During the year [PYEAR], on average, how often did [you / [SPOUSE-PARTNER]] go to religious services?

- ENTER amount here, then ENTER unit of time on next screen (Day, Week, Two weeks, Month, Year)

→ GO TO INTERVIEW CLOSE → GO TO INTERVIEW CLOSE



The amount entered is: [M57A] per ____

- SELECT the unit of time below

GO TO INTERVIEW CLOSE

(WEB) During the year [PYEAR], on average, how often did [you / [SPOUSE-PARTNER]] go to religious services?

Times per

CHECK: Please enter a number from 0 to 97.

SIGNAL: Please select a unit of time.

GO TO INTERVIEW CLOSE

End SECTION_M

Interview Close

[TOC](#)

IWCLOSE

WHYFES25. (CATI) What is the main reason that [your / this] family [IWTYPE=1, 3: participates / IWTYPE=2, 4: participated] in the F.E.S (Family Economics Study)? Is it mainly because...?

- [READ list](#)

1. It's a family tradition to participate,
2. You feel loyal to the study,
3. You think it is scientifically important,
4. You enjoy the interview,
5. You appreciate the payment, or
7. Something else? (WHYFES25SPEC. [Specify](#). (String 100))

(WEB) What is the main reason that [your / this] family [IWTYPE=1, 3: participates / IWTYPE=2, 4: participated] in the F.E.S (Family Economics Study)?

1. It's a family tradition to participate
2. You feel loyal to the study
3. You think it is scientifically important
4. You enjoy the interview
5. You appreciate the payment
7. Something else - *Please specify*: (WHYFES25SPEC)

Q1. (CATI) Thank you, that concludes the interview portion of my call. Now, I just need to verify some information that will help us contact [you / this family] in the future.

- [ENTER \[1\] to continue](#)

1. Continue

GO TO ADDRESS UPDATE & PAYMENT SECTION

(WEB) You have finished the main portion of the interview. Thank you very much for your participation! Please click "Next" to continue.

1. Next

GO TO WEB DEBRIEFING SECTION

End IWCLOSE

WEB Respondent Debriefing

[TOC](#)

WEBDEBRIEF

DBINTRO. We would greatly appreciate if you helped us by answering a few more questions about your experience completing this interview. Will you answer a few more questions?

☐ 1. Yes ☐ 5. No → GO TO ADDRPAYMENT SECTION



DB1A. We wanted to give you a final chance to add any information that might have been missed in your interview. Is there anyone else living in this household that you need to add?

☐ 1. Yes ☐ 5. No → GO TO DB1C



DB1B. Please tell me about this person (or persons) including their name or nickname, current age, and their relationship to [REFERENCE PERSON].

Open End

DB1C. Is there a job that someone living in this household worked in the last two years that you need to add?

☐ 1. Yes ☐ 5. No → GO TO DB4



DB1D. Please tell me about that job or jobs. Please include whether it is a current job, start and end dates, what they did at that job, the employer, how many hours a week they worked, and how much they earned at that job for the last two years.

Open End

DB4. Did you experience any technical problems while completing the survey?

☐ 1. Yes ☐ 5. No → GO TO DB6



DB5. What problems did you experience?

Please select all that apply.

- | | |
|---|-----------------------------|
| 1. Interview moved slowly | |
| 2. Screen froze temporarily, but I was eventually able to continue | |
| 3. Screen froze and I had to log back into the interview | |
| 4. My connection dropped temporarily, but I was eventually able to continue | |
| 5. My connection dropped and I had to log back into the interview | |
| 6. I had trouble with next and previous buttons | |
| 9. I had trouble using drop-down response options | 10. I had trouble scrolling |
| 11. I had trouble switching from web to telephone or from telephone to web | |
| 97. Other – Please specify: (DB5SPEC (String 100)) | |

DB6. Please tell us about any questions that you felt were difficult to answer.

Open End

DB14A. Did you switch - either from web to telephone or from telephone to web - to complete the interview?

☐ 1. Yes ☐ 5. No → GO TO DB15



DB14B. Why did you switch?

Open End

DB14E. Did you have any problems or technical difficulties making the switch?

☐ 1. Yes ☐ 5. No → GO TO DB15



DB14F. Please tell us about any problems or technical difficulties you had switching from web to telephone or from telephone to web?

Open End

DB15. Do you have any suggestions about how we can improve your experience taking this interview?

Open End

GO TO ADDRESS UPDATE & PAYMENT SECTION

End WEBDEBRIEF

Address Updates; Payment

[TOC](#)

xEPDISPLAY

☐ 1. Electronic payment allowed ☐ 0. All others (default)

ADDRPAYMENT

WTRPREPAID. Whether interview was prepaid (WTRPREPAIDLOAD)

☐ 1. Interview was prepaid ☐ 5. Interview was not prepaid

tSample_line.vExt_026; initial setting=5; if payment is prepaid, WtrPrePaidLoad=1.

AMTPREPAID. Prepayment Amount (AMTPREPAIDLOAD)

tSample_line.vExt_027; initial setting=\$0.00; if payment is prepaid, AmtPrePaidLoad=\$ amount of prepayment.

PAYMENT. Standard Payment Amount (PAYMENTLOAD)

tSample_line.vExt_028; initial setting=\$85.00 for Reinterview and \$100.00 for Recontact, Splitoff, and Immigrant; if standard payment is increased and interview has not progressed to the address/payment section yet, PaymentLoad=new \$ amount of standard payment.

RPAY1. CAI Checkpoint: Who is Respondent

<input type="checkbox"/> 1. R=RP, SP, OFUM (RESPONDENT=1, 2, 3, 4) → GO TO RPAY2A	<input type="checkbox"/> 2. R=Proxy (RESPONDENT=7)
↓	

Proxy Respondent

RPAY1A. (CATI) You will receive \$[PAYMENT] from the University of Michigan in appreciation of your help. In order for the University to send your payment or other correspondence, I must make sure that I have your correct name and mailing address.

- [ENTER \[1\] to continue](#)

☐ 1. Continue → GO TO PROXYADDR Block

(WEB) You will receive \$[PAYMENT] from the University of Michigan in appreciation of your help. Please click "Next" to enter your name and contact information.

☐ 1. Next → GO TO PROXYADDR Web Grid

ADDRPAYMENT.PROXYADDR

NOTE for CATI Interviews: If Proxy Respondent information has already been entered into MSMS, the data are pulled into the corresponding Blaise fields and updated by interviewer as needed.

ADDRTYPE. Which address. Assigned.

☐ 1. Proxy R

TITLE, NAME, NAME, NAME, SUFFIX, COUNTRYCODE (COUNTRY), INCO, ADDR1, APTSTE, ADDR2, CITY, STCODE (STATE), ZIP. (CATI) Title -- e.g. "Mr", "Mrs", "Ms", "Miss", "Dr"

What is your complete name and mailing address?

- If no title, PRESS [Enter] to continue
- Ctrl-D and Ctrl-R not allowed; For DK/RF, PRESS [Enter] to continue

String 6

First Name

- Ctrl-D and Ctrl-R not allowed

String 20 CHECK for DK, RF, or DON'T KNOW entered: A valid address is required in order for us to makes a payment, including name, address line 1, city, state, sip/postal code and country. This payment will not be made until this information is provided.

Middle Name

- Ask for Middle Name but do not probe DK or RF
- If none, PRESS [Enter] to continue
- Ctrl-D and Ctrl-R not allowed; For DK/RF, PRESS [Enter] to continue

String 20

Last Name

- Ctrl-D and Ctrl-R not allowed

String 20 CHECK for DK, RF, or DON'T KNOW entered: A valid address is required in order for us to makes a payment, including name, address line 1, city, state, sip/postal code and country. This payment will not be made until this information is provided.

Suffix -- e.g. "Sr", "Jr"

- If none, PRESS [Enter] to continue
- Ctrl-D and Ctrl-R not allowed; For DK/RF, PRESS [Enter] to continue

String 20

Country

What is your mailing address?

- ENTER [185 UNITED STATES] for Puerto Rico, U.S. Virgin Islands, Guam, American Samoa or the Northern Mariana Islands

Select ▾ 1 – 193 (Defaults to 185/US)

In Care Of

Is there an "in care of" for this address?

- If none, PRESS [Enter] to continue
- Ctrl-D and Ctrl-R not allowed; For DK/RF, PRESS [Enter] to continue

String 40

Address 1

- IF R says the mailing address contains both a street address and PO Box: ENTER street address here (Address 1) and ENTER PO Box in Address 2
- Ctrl-D and Ctrl-R not allowed

String 40 CHECK for DK, RF, or DON'T KNOW entered: A valid address is required in order for us to makes a payment, including name, address line 1, city, state, sip/postal code and country. This payment will not be made until this information is provided.

Apt/Suite

- If none, PRESS [Enter] to continue
- ENTER [Apt] or [Ste] plus numbers and /or letters
- Ctrl-D and Ctrl-R not allowed; For DK/RF, PRESS [Enter] to continue

String 10

Address 2

- IF R says the mailing address contains both a street address and PO Box: ENTER PO Box here (Address 2)
- If none, PRESS [Enter] to continue
- Ctrl-D and Ctrl-R not allowed; For DK/RF, PRESS [Enter] to continue

String 40

City

- Ctrl-D and Ctrl-R not allowed

String 40 CHECK for DK, RF, or DON'T KNOW entered: A valid address is required in order for us to make a payment, including name, address line 1, city, state, zip/postal code and country. This payment will not be made until this information is provided.

State (For COUNTRY=185)

Select ▾ 1 – 57 (Assigned 57/FC if Country<>185)

Zip Code

- Ctrl-D and Ctrl-R not allowed; For DK/RF ENTER all [0]'s

String 10

End PROXYADDR

ADDRPAYMENT.PROXYPH

ADDRTYPE. Which phone. Assigned.

1. Proxy R

WTRCELL. (CATI) Do you have a cell phone?

- Do NOT ask but ENTER [1] if you know R is using a cell phone
- Ctrl-D and Ctrl-R not allowed; For DK/RF ENTER [5]

1. Yes 5. No → GO TO WTRHOME



CELLPH. (CATI) Cell Phone - Area Code and Telephone Number

What is the area code and phone number?

- If foreign phone, PRESS [ENTER] to go to foreign phone field
- Ctrl-D and Ctrl-R not allowed; For DK/RF, GO BACK and ENTER [5] at previous question
- Please enter this phone number starting with the area code. Do not include a long distance code/prefix 1.

[ENTER] (____)____-____ → GO TO WTRHOME



CHECK: Please enter a 10 digit cell phone number.

CELLFOR. (CATI) Cell Phone - Foreign Number

(What is the area code and phone number?)

- Ctrl-D and Ctrl-R not allowed; For DK/RF, GO BACK and ENTER [5] at previous question

String 20

WTRHOME. (CATI) Do you have a home phone?

- Ctrl-D and Ctrl-R not allowed; For DK/RF ENTER [5]

1. Yes 5. No → GO TO RPAY1G



HOMEPH. (CATI) Home Phone - Area Code and Telephone Number

What is the area code and phone number?

- If foreign phone, PRESS [ENTER] to go to foreign phone field
- Ctrl-D and Ctrl-R not allowed; For DK/RF, GO BACK and ENTER [5] at previous question
- Please enter this phone number starting with the area code. Do not include a long distance code/prefix 1.

[ENTER] () - - - - - → GO TO RPAY1G
↓

CHECK: Please enter a 10 digit home phone number.

HOMEFOR. (CATI) Home Phone - Foreign Number

(What is the area code and phone number?)

- Ctrl-D and Ctrl-R not allowed; For DK/RF, GO BACK and ENTER [5] at previous question

String 20 → GO TO RPAY1G

End PROXYPH

RPAY1G. (CATI) Is there an email address where we can contact you?

1. Yes 5. No → GO TO RPAY1FF

↓

RPAY1H. (CATI) (What is that e-mail address?)

- ENTER email address, then READ BACK and VERIFY with Respondent
- Ctrl-D and Ctrl-R not allowed; For DK/RF go back and ENTER [Ctrl-D, Ctrl-R] at previous question

String 50 → GO TO RPAY1FF

CHECK: Please enter a valid address for email address 1.

PROXYADDR Web Grid (PROXYADDR block, PROXYPH block, RPAY1G-RPAY1H). (WEB) Please enter your name and contact information below. When you're finished, please click "Next" to save your information and continue.

In order for the University to send your payment and other correspondence, we need your name and current contact information.

Title	String 6	
First name	String 20	
Middle name	String 20	
Last name	String 20	
Suffix	String 20	
Country	Select ▾	1 – 193 (Defaults to 185/US)

United States includes Puerto Rico, U.S. Virgin Islands, Guam, American Samoa and the Northern Mariana Islands

In Care Of String 40

"In Care Of" is used for mail to be delivered to someone at another person's address and usually contains the name of the person to whom the address belongs.

Address Line 1 String 40

Apartment or Suite String 10

Enter "Apt" or "Ste" plus numbers or letters.

Address Line 2 String 40

"Address Line 2" is most often used for a room or floor number.

City	<input type="text" value="String 40"/>	
State	<input type="text" value="Select ▾"/>	1 – 57 (Assigned 57/FC if Country<>185)
[Zip / Postal] Code	<input type="text" value="String 10"/>	
Cell Phone Number	<input type="text" value="String 10/20"/>	(Assign WTRCELL=Yes if RESPONSE)
<i>Please enter this phone number starting with the area code. Do not include a long distance code/prefix 1.</i>		
Home Phone Number	<input type="text" value="String 10/20"/>	(Assign WTRHOME=Yes if RESPONSE)
<i>Please enter this phone number starting with the area code. Do not include a long distance code/prefix 1.</i>		
Email	<input type="text" value="String 50"/>	(Assign RPAY1G=Yes if RESPONSE)
CHECK for FIRST, LAST, ADDR1, CITY, or STATE=NA: A valid address is required in order for us to make a payment, including name, address line 1, city state, zip/postal code and country.		
CHECK for CELLPH string width < 10: Please enter a 10 digit cell phone number.		
CHECK for HOMEPH string width < 10: Please enter a 10 digit home phone number.		
CHECK: Please enter a valid address for email address 1.		

RPAY1FF. (CATI) What is your relationship to [REFERENCE PERSON]?

1. Mother	2. Father	3. Son	4. Daughter	5. Sister	6. Brother
7. Aunt	8. Uncle	9. Grandmother	10. Grandfather	11. Friend	12. Father-in-law
13. Mother-in-law	14. Cousin	97. Other-Specify (RPAY1FFSPEC. Specify . (String 50))			

(WEB) What is your relationship to [REFERENCE PERSON]?

1. Mother	2. Father	3. Son	4. Daughter	5. Sister	6. Brother
7. Aunt	8. Uncle	9. Grandmother	10. Grandfather	11. Friend	12. Father-in-law
13. Mother-in-law	14. Cousin	97. <i>Other-Please Specify:</i> (RPAY1FFSPEC)			

FU Member Respondent (or Reference Person, if R=Proxy)

RP2AQSN. AQSN of Respondent (or RP, if R=Proxy). Assigned.

RAY2A. (CATI) [*NOT PREPAID & R=RP, SP, OFUM*: You will receive \$[PAYMENT] from the University of Michigan in appreciation of your help. In order for the University to send your payment or other correspondence, I must make sure that I have your correct name and mailing address. / *NOT PREPAID & R=PROXY*: I would also like to have the correct name and address for [REFERENCE PERSON].] / *PREPAID & R=RP, SP, OFUM*: In order for the University to keep in touch with you, I must make sure that I have your correct name and mailing address. / *PREPAID & R=PROXY*: I would also like to have the correct name and address for [REFERENCE PERSON].]]
[*PREPAID*: This interview was *PREPAID*]

- Verify/Update/Change (R's/Reference Person's) mailing address and phone number
- ENTER [1] to continue

1. Continue → GO TO RMAILADDR Block

(WEB) [*NOT PREPAID & R=RP, SP, OFUM*: You will receive \$[PAYMENT] from the University of Michigan in appreciation of your help. Please click "Next" to confirm your contact information. / *NOT PREPAID & R=PROXY*: In order for the University of Michigan to keep in touch with [REFERENCE PERSON], please click "Next" to confirm [his / her] contact information.] / *PREPAID & R=RP, SP, OFUM*: In order for the University of Michigan to keep in touch with you, please click "Next" to confirm your contact information. / *PREPAID & R=PROXY*: In order for the University of Michigan to keep in touch with [REFERENCE PERSON], please click "Next" to confirm [his / her] contact information.]]

1. Next → GO TO RMAILADDR Web Grid

ADDRPAYMENT.RMAILADDR Name not prefilled; Address prefilled with RespondentAddr preload

ADDRTYPE. Which address. Assigned.

2. RMailAddr

TITLE, NAME, NAMM, NAML, SUFFIX, CNTRYCODE (COUNTRY), INCO, ADDR1, APTSTE, ADDR2, CITY, STCODE (STATE), ZIP. (CATI) Title -- e.g. "Mr", "Mrs", "Ms", "Miss", "Dr"

- If no title, PRESS [Enter] to continue
- Ctrl-D and Ctrl-R not allowed; For DK/RF, PRESS [Enter] to continue
- VERIFY Title of [Respondent / Reference Person]: [CYNAMF] [CYNAML] ([CYAQRTH])

String 6

First Name

- Ctrl-D and Ctrl-R not allowed; For DK/RF type [DK] or [RF]
- VERIFY First Name of [Respondent / Reference Person]: [CYNAMF] [CYNAML] ([CYAQRTH])

String 20 CHECK for DK, RF, or DON'T KNOW entered: A valid address is required in order for us to make a payment, including name, address line 1, city, state, zip/postal code and country. This payment will not be made until this information is provided.

Middle Name

- Ask for Middle Name but do not probe DK or RF
- If none, PRESS [Enter] to continue
- Ctrl-D and Ctrl-R not allowed; For DK/RF, PRESS [Enter] to continue
- VERIFY Middle Name of [Respondent / Reference Person]: [CYNAMF] [CYNAML] ([CYAQRTH])

String 20

Last Name

- Ctrl-D and Ctrl-R not allowed; For DK/RF type [DK] or [RF]
- VERIFY Last Name of [Respondent / Reference Person]: [CYNAMF] [CYNAML] ([CYAQRTH])

String 20 CHECK for DK, RF, or DON'T KNOW entered: A valid address is required in order for us to make a payment, including name, address line 1, city, state, zip/postal code and country. This payment will not be made until this information is provided.

Suffix -- e.g. "Sr", "Jr"

- If none, PRESS [Enter] to continue
- Ctrl-D and Ctrl-R not allowed; For DK/RF, PRESS [Enter] to continue
- VERIFY Suffix of [Respondent / Reference Person]: [CYNAMF] [CYNAML] ([CYAQRTH])

String 20

Country

[R=RP, SP, OFUM: Now for your complete mailing address, as you would like it to appear on all correspondence from us. / R=PROXY: Now for [REFERENCE PERSON]'s complete mailing address.]

- ENTER [185 UNITED STATES] for Puerto Rico, U.S. Virgin Islands, Guam, American Samoa or the Northern Mariana Islands

Select ▾ 1 – 193 (Defaults to 185/US)

In Care Of

Is there an "in care of" for the address?

- If none, PRESS [Enter] to continue
- Ctrl-D and Ctrl-R not allowed; For DK/RF, PRESS [Enter] to continue

String 40

Address 1

- IF R says the mailing address contains both a street address and PO Box: ENTER street address here (Address 1) and ENTER PO Box in Address 2
- Ctrl-D and Ctrl-R not allowed; For DK/RF type [DK] or [RF]

String 40 CHECK for DK, RF, or DON'T KNOW entered: A valid address is required in order for us to make a payment, including name, address line 1, city, state, sip/postal code and country. This payment will not be made until this information is provided.

Apt/Suite

- If none, PRESS [Enter] to continue
- ENTER [Apt] or [Ste] plus numbers and /or letters
- Ctrl-D and Ctrl-R not allowed; For DK/RF, PRESS [Enter] to continue

String 10

Address 2

- IF R says the mailing address contains both a street address and PO Box: ENTER PO Box here (Address 2)
- If none, PRESS [Enter] to continue
- Ctrl-D and Ctrl-R not allowed; For DK/RF, PRESS [Enter] to continue

String 40

City

- Ctrl-D and Ctrl-R not allowed; For DK/RF type [DK] or [RF]

String 40 CHECK for DK, RF, or DON'T KNOW entered: A valid address is required in order for us to make a payment, including name, address line 1, city, state, sip/postal code and country. This payment will not be made until this information is provided.

State (For COUNTRY=185)

Select ▾ 1 – 57 (Assigned 57/FC if Country<>185)

Zip Code

- Ctrl-D and Ctrl-R not allowed; For DK/RF ENTER all [0]'s

String 10

End RMAILADDR

ADDRPAYMENT.RPHONE Prefilled with NewPreload (R=preloaded RP, SP) or RespondentAddr (All other Rs) preload
 AQSN. AQSN of Respondent (or RP, if R=Proxy). Assigned.

ADDRTYPE. Which phone. Assigned.

2. RMailAddr

WTRCELL. (CATI) [Do you / Does [REFERENCE PERSON]] have a cell phone?

- [R=RP, SP, OFUM: Do NOT ask but ENTER [1] if you know R is using a cell phone]
- Ctrl-D and Ctrl-R not allowed; For DK/RF ENTER [5]

1. Yes 5. No → GO TO WTRHOME



CELLPH. (CATI) Cell Phone - Area Code and Telephone Number

What is the area code and phone number?

- ASK; or CONFIRM if phone number has been prelisted and this is the same [R=RP, SP, OFUM: Respondent / R=PROXY: Reference Person] as [P2YEAR]
- If foreign phone, PRESS [ENTER] to go to foreign phone field
- Ctrl-D and Ctrl-R not allowed; For DK/RF, GO BACK and ENTER [5] at previous question
- Please enter this phone number starting with the area code. Do not include a long distance code/prefix 1.

[ENTER] (_ _) _ _ - _ _ _ → GO TO WTRHOME



CHECK: Please enter a 10 digit cell phone number.

CELLFOR. (CATI) Cell Phone - Foreign Number

(What is the area code and phone number?)

- ASK; or CONFIRM if phone number has been prelisted and this is the same [Respondent / Reference Person] as [P2YEAR]
- Ctrl-D and Ctrl-R not allowed; For DK/RF, GO BACK and ENTER [5] at previous question

String 20

WTRHOME. (CATI) [Do you / Does he / Does she] have a home phone?

- Ctrl-D and Ctrl-R not allowed; For DK/RF ENTER [5]

1. Yes 5. No → GO TO HSPCKPT



HOMEPH. (CATI) Home Phone - Area Code and Telephone Number

What is the area code and phone number?

- ASK; or CONFIRM if phone number has been prelisted and this is the same [Respondent / Reference Person] as [P2YEAR]
- If foreign phone, PRESS [ENTER] to go to foreign phone field
- Ctrl-D and Ctrl-R not allowed; For DK/RF, GO BACK and ENTER [5] at previous question
- Please enter this phone number starting with the area code. Do not include a long distance code/prefix 1.

[ENTER] (_ _) _ _ - _ _ _ → GO TO HSPCKPT



CHECK: Please enter a 10 digit home phone number.

HOMEFOR. (CATI) Home Phone - Foreign Number

(What is the area code and phone number?)

- ASK; or CONFIRM if phone number has been prelisted and this is the same [Respondent / Reference Person] as [P2YEAR]
- Ctrl-D and Ctrl-R not allowed; For DK/RF, GO BACK and ENTER [5] at previous question

String 20 → GO TO HSPCKPT

End RPHONE

RMAILADDR Web Grid (RMAILADDR block, RPHONE block). (WEB) Please enter [R=RP, SP, OFUM: YOUR / R=PROXY:

REFERENCE PERSON]'s] name and contact information below. When you're finished, please click "Next" to save your information and continue.

In order for the University to [PREPAID & R=RP, SP, OFUM, OR R=PROXY: keep in touch with [PREPAID & R=RP, SP, OFUM: you / R=PROXY: [REFERENCE PERSON]] / NOT PREPAID & R=RP, SP, OFUM: send your payment and other correspondence], we need [R=RP, SP, OFUM: YOUR / R=PROXY: [his / her]] name and current contact information. You may accept the payment or have it sent to someone else of your choosing on a later screen.

Title

String 6

First name

String 20

Middle name

String 20

Last name

String 20

Suffix

String 20

Country

Select ▾

1 – 193 (Defaults to 185/US)

United States includes Puerto Rico, U.S. Virgin Islands, Guam, American Samoa and the Northern Mariana Islands

In Care Of

String 40

"In Care Of" is used for mail to be delivered to someone at another person's address and usually contains the name of the person to whom the address belongs.

Address Line 1

String 40

Apartment or Suite

String 10

Enter "Apt" or "Ste" plus numbers or letters.

Address Line 2

String 40

"Address Line 2" is most often used for a room or floor number.

City

String 40

State

Select ▾

1 – 57 (Assigned 57/FC if Country<>185)

[Zip / Postal] Code

String 10

Cell Phone Number

String 10/20

(Assign WTRCELL=Yes if RESPONSE)

Please enter this phone number starting with the area code. Do not include a long distance code/prefix 1.

Home Phone Number

String 10/20

(Assign WTRHOME=Yes if RESPONSE)

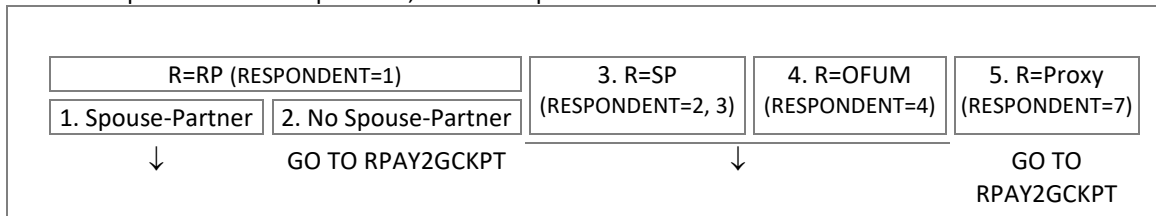
Please enter this phone number starting with the area code. Do not include a long distance code/prefix 1.

CHECK for FIRST, LAST, ADDR1, CITY, or STATE=NA: A valid address is required in order for us to make a payment, including name, address line 1, city state, zip/postal code and country.

CHECK for CELLPH string width < 10: Please enter a 10 digit cell phone number.

CHECK for HOMEPH string width < 10: Please enter a 10 digit home phone number.

HSPCKPT. CAI Checkpoint: Who is Respondent; Whether Spouse-Partner in FU



Spouse-Partner of FU Member Respondent (or Reference Person, if R=OFUM)

ADDRPAYMENT.HSPPHONE Cell phone prefilled with NewPreload (preloaded RP, SP) preload

AQSN. AQSN of Spouse-Partner of Respondent (or RP, if R=OFUM). Assigned.

ADDRTYPE. Which phone. Assigned.

9. Spouse-Partner of R, Reference Person

WTRCELL. (CATI) Does [R=SP, OFUM: [REFERENCE PERSON] / R=RP: [SPOUSE-PARTNER]] have a cell phone?

- Ctrl-D and Ctrl-R not allowed; For DK/RF ENTER [5]

1. Yes 5. No → GO TO RPAY2GCKPT

GO TO CELLPH

(WEB) Does [R=SP, OFUM: [REFERENCE PERSON] / R=RP: [SPOUSE-PARTNER]] have a CELL phone?

1. Yes 5. No → GO TO RPAY2GCKPT

GO TO CELLTYPE_W

CELLTYPE_W. (WEB ONLY) Is that ...?

1. A U.S. (or Canadian) phone number	2. An international phone number	NA	→ GO TO RPAY2GCKPT
GO TO CELLPH	GO TO CELLFOR		

CELLPH. (CATI) **Cell Phone - Area Code and Telephone Number**

What is the area code and phone number?

- ASK; or CONFIRM if phone number has been prelisted and this is the same [R=SP, OFUM: Reference Person / R=RP: Spouse-Partner] as [P2YEAR]
- If foreign phone, PRESS [ENTER] to go to foreign phone field
- Ctrl-D and Ctrl-R not allowed; For DK/RF, GO BACK and ENTER [5] at previous question
- Please enter this phone number starting with the area code. Do not include a long distance code/prefix 1.

[ENTER] (_ _) _ _ - _ _ _ _ → GO TO RPAY2GCKPT

GO TO CELLFOR

(WEB) What is the area code and phone number?

Please enter this phone number starting with the area code. Do not include a long distance code/prefix 1.

Cell Phone Number (_ _) _ _ - _ _ _ _ → GO TO RPAY2GCKPT

CHECK: Please enter a 10 digit cell phone number.

CELLFOR. (CATI) Cell Phone - Foreign Number

(What is the area code and phone number?)

- ASK; or CONFIRM if phone number has been prelisted and this is the same [Reference Person / Spouse-Partner] as [P2YEAR]
- Ctrl-D and Ctrl-R not allowed; For DK/RF, GO BACK and ENTER [5] at previous question

String 20

(WEB) What is the phone number?

Cell Phone Number String 20

End HSPPHONE

RPAY2GCKPT. CAI Checkpoint: Who is Respondent

1. R=RP, SP, OFUM (RESPONDENT=1, 2, 3, 4) 2. R=Proxy (RESPONDENT=7) → GO TO RPAY3A

GO TO [CATI: RPAY2G_H Block /
WEB: RPAY2G_H Web Grid]

FU Member Respondent & Spouse-Partner

ADDRPAYMENT.RPAY2G_H[1..2] [1]=Respondent (R=RP, SP, OFUM), [2]=Respondent's spouse or partner (R=RP, SP)
EMAILAQSN. AQSN of Respondent (Respondent's spouse or partner). Assigned.

RPAY2G. (CATI) [CYNAMF] [CYNAML]: [CYAQRTH], [CYFUHU], Age [AGEIWDAT]

[LOOP 2: R's 1st Email Address: [[RPAY2H] / No email reported]]

[LOOP 2: R's 2nd Email Address: [[RPAY2J] / No email reported]]

Is there an email address where we can contact [you / [REFERENCE PERSON] / [SPOUSE-PARTNER]]?

1. Yes [LOOP 2: , and is different than R's] [LOOP 2: 2. Yes, and is same as R's 1st email] [LOOP 2: 3. Yes, and is same as R's 2nd email] 5. No → GO TO RPAY2G END RULE

↓

(Assign RPAY2H=RPAY2H/RPAY2J[1])

GO TO RPAY2I

Prefilled with NewPreload (R=preloaded RP, SP) or RespondentAddr (All other Rs) preload

RPAY2H. (CATI) [CYNAMF] [CYNAML]: [CYAQRTH], [CYFUHU], Age [AGEIWDAT]

(What is that e-mail address?)

- ASK; or CONFIRM if email address has been prelisted and this is the same [LOOP 1: Respondent / LOOP 2: [Reference Person / Spouse-Partner]] as [P2YEAR]
- ENTER email address, then READ BACK and VERIFY with Respondent
- Ctrl-D and Ctrl-R not allowed; For DK/RF go back and ENTER [Ctrl-D, Ctrl-R] at previous question

String 50

CHECK: Please enter a valid address for email address 1.

RPAY2I. (CATI) [CYNAMF] [CYNAML]: [CYAQRTH], [CYFUHU], Age [AGEIWDAT]

[LOOP 1: R's 1st Email Address: [[RPAY2H] / No email reported]]

[LOOP 2: R's 2nd Email Address: [[RPAY2J] / No email reported]]

[LOOP 2: Spouse-Partner's 1st Email Address: [[RPAY2H] / No email reported]]

Is there another email address where we can contact [you / [REFERENCE PERSON] / [SPOUSE-PARTNER]]?

1. Yes [LOOP 2: , and is different than R's]	[LOOP 2 & RPAY2G<>2: 2. Yes, and is same as R's 1 st email]	[LOOP 2 & RPAY2G<>3: 3. Yes, and is same as R's 2 nd email]	5. No	→ GO TO RPAY2G END RULE
--	--	---	-------	----------------------------



(Assign RPAY2H=RPAY2H/RPAY2J[1])

GO TO RPAY2G END RULE

Prefilled with NewPreload (R=preloaded RP, SP) or RespondentAddr (All other Rs) preload

RPAY2J. (CATI) [CYNAMF] [CYNAML]: [CYAQRTH], [CYFUHU], Age [AGEIWDAT]

(What is that e-mail address?)

- ASK; or CONFIRM if email address has been prelisted and this is the same [Respondent / [Reference Person / Spouse-Partner]] as [P2YEAR]
- ENTER email address, then READ BACK and VERIFY with Respondent
- Ctrl-D and Ctrl-R not allowed; For DK/RF go back and ENTER [Ctrl-D, Ctrl-R] at previous question

String 50 → GO TO RPAY2G END RULE

CHECK: Please enter a valid address for email address 2.

RPAY2G_H Web Grid (RPAY2G_H[1..2]). (WEB) Please enter an email address where we can contact [LOOP 1: you / LOOP 2: [R=SP: [REFERENCE PERSON] / R=RP: [SPOUSE-PARTNER]]]. When you're finished, please click "Next" to save your information and continue.

Email String 50 (Assign RPAY2G=Yes if RESPONSE)

2nd Email String 50 (Assign RPAY2I=Yes if RESPONSE)

CHECK: Please enter a valid address for email address 1.

CHECK: Please enter a valid address for email address 2.

RPAY2G END RULE: Who is Respondent; Whether Spouse-Partner in FU

R=RP, SP (RESPONDENT=1, 2, 3)		R=OFUM (RESPONDENT=4)
Spouse-Partner in FU (CYFUHU=1, 4 & CYAQRTH=201-222)		No Spouse-Partner
REPEAT RPAY2G_H Block/Grid; Then GO TO RPAY3A		

↓

End RPAY2G_H

Street/Physical AddressRPAY3A. (CATI) [Mailing Address](#)[\[RMAILADDR.ADDR1\]](#)[\[RMAILADDR.APTSTE\]](#)[\[RMAILADDR.ADDR2\]](#)[\[RMAILADDR.CITY\]](#), [\[RMAILADDR.STCODE\]](#) [\[RMAILADDR.CNTRYCODE\]](#) [\[RMAILADDR.ZIP / RMAILADDR.ZIPFOR\]](#)

Is [\[R=RP, SP, OFUM: your / R=PROXY: \[REFERENCE PERSON\]'s\]](#) street address where [\[R=RP, SP, OFUM: you actually live / R=PROXY: \[he / she\] actually lives\]](#) different from the mailing address? (Can you tell me that address?)

- [STREET ADDRESS is the address where R/Reference Person ACTUALLY LIVES, which is sometimes different from R/Reference Person's mailing address](#)
- [Ctrl-D and Ctrl-R not allowed; For DK/RF ENTER \[5\]](#)
- [If R cannot report the full street address, ENTER \[5\]](#)

1. Yes

5. No

→ GO TO RPAY4PPCKPT

GO TO RPAY3B Block

(WEB) Is [\[R=RP, SP, OFUM: your / R=PROXY: \[REFERENCE PERSON\]'s\]](#) street address, the address where [\[R=RP, SP, OFUM: you ACTUALLY live / R=PROXY: \[he / she\] ACTUALLY lives\]](#), different from [\[R=RP, SP, OFUM: your / R=PROXY: \[his / her\]\]](#) mailing address?

Mailing address:

[\[RMAILADDR.ADDR1\]](#)[\[RMAILADDR.APTSTE\]](#)[\[RMAILADDR.ADDR2\]](#)[\[RMAILADDR.CITY\]](#), [\[RMAILADDR.STCODE\]](#) [\[RMAILADDR.CNTRYCODE\]](#) [\[RMAILADDR.ZIP / RMAILADDR.ZIPFOR\]](#)

1. Yes, street address is different from mailing address

5. No, street and mailing addresses are the same

→ GO TO RPAY4PPCKPT

GO TO RPAY3B Web Grid

ADDRPAYMENT.RPAY3BCOUNTRY (CTRYNAME), INCO, ADDR1, APTSTE, ADDR2, CITY, STATE (STATEABBREV), ZIP. (CATI) [Country](#)

Please tell me that address.

- [ENTER \[185 UNITED STATES\] for Puerto Rico, U.S. Virgin Islands, Guam, American Samoa or the Northern Mariana Islands](#)

[Select ▾](#) 1 – 193 (Defaults to 185/US)[In Care Of](#)

Is there an "in care of" for this address?"

- [If none, PRESS \[Enter\] to continue](#)
- [Ctrl-D and Ctrl-R not allowed; For DK/RF, PRESS \[Enter\] to continue](#)

[String 40](#)[Address 1](#)

- [DO NOT enter PO Box here, since we are asking for a street address. GO BACK to R/Reference Person's mailing address to enter PO Box](#)
- [Ctrl-D and Ctrl-R not allowed; For DK/RF type \[DK\] or \[RF\]](#)

[String 40](#) [CHECK for DK, RF, or DON'T KNOW entered](#): A valid address is required in order for us to make a payment, including name, address line 1, city, state, zip/postal code and country. This payment will not be made until this information is provided.

Apt/Suite

- If none, PRESS [Enter] to continue
- ENTER [Apt] or [Ste] plus numbers and /or letters
- Ctrl-D and Ctrl-R not allowed; For DK/RF, PRESS [Enter] to continue

String 10

Address 2

- DO NOT enter PO Box here, since we are asking for a street address. GO BACK to R/Reference Person's mailing address to enter PO Box
- If none, PRESS [Enter] to continue
- Ctrl-D and Ctrl-R not allowed; For DK/RF, PRESS [Enter] to continue

String 40

City

- Ctrl-D and Ctrl-R not allowed; For DK/RF type [DK] or [RF]

String 40 CHECK for DK, RF, or DON'T KNOW entered: A valid address is required in order for us to make a payment, including name, address line 1, city, state, zip/postal code and country. This payment will not be made until this information is provided.

State (For COUNTRY=185)

Select ▾ 1 – 57 (Assigned 57/FC if Country<>185)

Zip Code

- Ctrl-D and Ctrl-R not allowed; For DK/RF ENTER all [0]'s

String 10

RPAY3B Web Grid (RPAY3B block). (WEB) Please enter [your / [REFERENCE PERSON]'s] street address below. When you're finished, please click "Next" to save your information and continue.

Country Select ▾ 1 – 193 (Defaults to 185/US)

United States includes Puerto Rico, U.S. Virgin Islands, Guam, American Samoa and the Northern Mariana Islands

In Care Of String 40

"In Care Of" is used for mail to be delivered to someone at another person's address and usually contains the name of the person to whom the address belongs.

Address Line 1 String 40

Apartment or Suite String 10

Enter "Apt" or "Ste" plus numbers or letters

Address Line 2 String 40

"Address Line 2" is most often used for a room or floor number.

City String 40

State Select ▾ 1 – 57 (Assigned 57/FC if Country<>185)


[Zip / Postal] Code String 10

CHECK for FIRST, LAST, ADDR1, CITY, or STATE=NA: A valid address is required in order for us to make a payment, including name, address line 1, city state, zip/postal code and country.

End RPAY3B

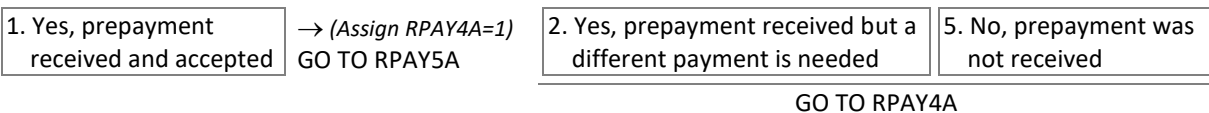
Prepayment

RPAY4PPCKPT. CAI Checkpoint: Whether Interview Incentive Was Prepaid

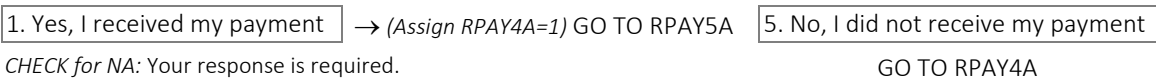


RPAY4PP. (CATI) Interviewer Checkpoint

- This interview was prepaid \$[AMTPREPAID] - was the prepayment received? ASK R if needed.
 - The standard payment amount for this interview is \$[PAYMENT]
 - Non-standard payment amounts can be \$[PAYMENT] to \$[PAYMENT*2]
 - Other payment amounts (e.g., in addition to prepaid amount) can be \$1.00 to \$[PAYMENT*2]
- Ctrl-D and Ctrl-R not allowed; For DK/RF, ENTER [1]



(WEB) Did you receive your \$[AMTPREPAID] payment?



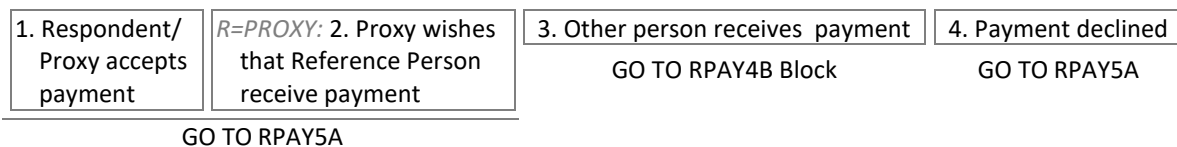
CHECK for NA: Your response is required.

Who Receives Payment

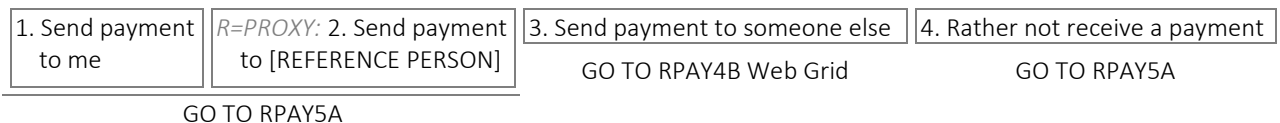
RPAY4A. (CATI) [PREPAID: IWER: This interview was PREPAID \$[AMTPREPAID] but R reported the prepayment was not received or a different/additional payment is needed.]

[R=RP, SP, OFUM: You / R=PROXY: As a proxy respondent, you] may accept the [NOT PREPAID: \$[PAYMENT] / PREPAID: payment] [R=RP, SP, OFUM: or have it sent / R=PROXY: have it sent to [REFERENCE PERSON], or sent] to someone else of your choosing. Which would you prefer?

- Ctrl-D and Ctrl-R not allowed; For DK/RF ENTER [1]



(WEB) You may accept the [PREPAID AMT > STANDARD PAY AMT: \$[AMTPREPAID] / STANDARD PAY AMT > PREPAID AMT: \$[PAYMENT]] payment for completing this interview or have it sent to someone else of your choosing. Which would you prefer?



CHECK for NA: Your response is required.

Other Payee**ADDRPAYMENT.RPAY4B**

ADDRTYPE. Which address. Assigned.

3. Other Payee

TITLE, NAMF, NAMM, NAML, SUFFIX, CNTRYCODE (COUNTRY), INCO, ADDR1, APTSTE, ADDR2, CITY, STCODE (STATE), ZIP. (CATI) Title -- e.g. "Mr", "Mrs", "Ms", "Miss", "Dr"

Who would you like to receive the payment?

- If no title, PRESS [Enter] to continue
- Ctrl-D and Ctrl-R not allowed; For DK/RF, PRESS [Enter] to continue

String 6

First Name

- Ctrl-D and Ctrl-R not allowed; For DK/RF type [DK] or [RF]

String 20 *CHECK for DK, RF, or DON'T KNOW entered: A valid address is required in order for us to makes a payment, including name, address line 1, city, state, sip/postal code and country. This payment will not be made until this information is provided.*

Middle Name

- Ask for Middle Name but do not probe DK or RF
- If none, PRESS [Enter] to continue
- Ctrl-D and Ctrl-R not allowed; For DK/RF, PRESS [Enter] to continue

String 20

Last Name

- Ctrl-D and Ctrl-R not allowed; For DK/RF type [DK] or [RF]

String 20 *CHECK for DK, RF, or DON'T KNOW entered: A valid address is required in order for us to makes a payment, including name, address line 1, city, state, sip/postal code and country. This payment will not be made until this information is provided.*

Suffix -- e.g. "Sr", "Jr"

- If none, PRESS [Enter] to continue
- Ctrl-D and Ctrl-R not allowed; For DK/RF, PRESS [Enter] to continue

String 20

Country

To what address should we send the payment?

- ENTER [185 UNITED STATES] for Puerto Rico, U.S. Virgin Islands, Guam, American Samoa or the Northern Mariana Islands

Select ▾ 1 – 193 (Defaults to 185/US)

In Care Of

- If none, PRESS [Enter] to continue
- Ctrl-D and Ctrl-R not allowed; For DK/RF, PRESS [Enter] to continue

String 40

Address 1

- IF R says the mailing address contains both a street address and PO Box: ENTER street address here (Address 1) and ENTER PO Box in Address 2
- Ctrl-D and Ctrl-R not allowed; For DK/RF type [DK] or [RF]

String 40 *CHECK for DK, RF, or DON'T KNOW entered: A valid address is required in order for us to makes a payment, including name, address line 1, city, state, sip/postal code and country. This payment will not be made until this information is provided.*

Apt/Suite

- If none, PRESS [Enter] to continue
- ENTER [Apt] or [Ste] plus numbers and /or letters
- Ctrl-D and Ctrl-R not allowed; For DK/RF, PRESS [Enter] to continue

String 10

Address 2

- IF R says the mailing address contains both a street address and PO Box: ENTER PO Box here (Address 2)
- If none, PRESS [Enter] to continue
- Ctrl-D and Ctrl-R not allowed; For DK/RF, PRESS [Enter] to continue

String 40

City

- Ctrl-D and Ctrl-R not allowed; For DK/RF type [DK] or [RF]

String 40 *CHECK for DK, RF, or DON'T KNOW entered: A valid address is required in order for us to make a payment, including name, address line 1, city, state, zip/postal code and country. This payment will not be made until this information is provided.*

State (For COUNTRY=185)

Select ▾ 1 – 57 (Assigned 57/FC if Country<>185)

Zip Code

- Ctrl-D and Ctrl-R not allowed; For DK/RF ENTER all [0]'s

String 10

End RPAY4B

ADDRPAYMENT.OPPHONE

ADDRTYPE. Which phone. Assigned.

3. Other Payee

WTRCELL. (CATI) Does [RPAY4B.NAMF] [RPAY4B.NAML] have a cell phone?

- Ctrl-D and Ctrl-R not allowed; For DK/RF ENTER [5]

1. Yes 5. No → GO TO WTRHOME



CELLPH. (CATI) Cell Phone - Area Code and Telephone Number

What is the area code and phone number?

- If foreign phone, PRESS [ENTER] to go to foreign phone field
- Ctrl-D and Ctrl-R not allowed; For DK/RF, GO BACK and ENTER [5] at previous question
- Please enter this phone number starting with the area code. Do not include a long distance code/prefix 1.

[ENTER] (_ _) _ _ - _ _ _ _ → GO TO WTRHOME



CHECK: Please enter a 10 digit cell phone number.

CELLFOR. (CATI) Cell Phone - Foreign Number

(What is the area code and phone number?)

- Ctrl-D and Ctrl-R not allowed; For DK/RF, GO BACK and ENTER [5] at previous question

String 20

WTRHOME. (CATI) Does [RPAY4B.NAMF] [RPAY4B.NAML] have a home phone?

- Ctrl-D and Ctrl-R not allowed; For DK/RF ENTER [5]

1. Yes 5. No



→ GO TO RPAY5A

HOMEPH. (CATI) [Home Phone - Area Code and Telephone Number](#)

What is the area code and phone number?

- If foreign phone, PRESS [ENTER] to go to foreign phone field
- Ctrl-D and Ctrl-R not allowed; For DK/RF, GO BACK and ENTER [5] at previous question
- Please enter this phone number starting with the area code. Do not include a long distance code/prefix 1.

[ENTER] (____)____-____ → GO TO RPAY5A



CHECK: Please enter a 10 digit home phone number.

HOMEFOR. (CATI) [Home Phone - Foreign Number](#)

(What is the area code and phone number?)

- Ctrl-D and Ctrl-R not allowed; For DK/RF, GO BACK and ENTER [5] at previous question

String 20

GO TO RPAY5A

End OPPHONE

RPAY4B Web Grid (RPAY4B block, OPPHONE block). (WEB) Please enter the name and contact information for the person to whom you would like us to send the payment. When you're finished, please click "Next" to save your information and continue.

Title	<input type="text" value="String 6"/>	
First name	<input type="text" value="String 20"/>	
Middle name	<input type="text" value="String 20"/>	
Last name	<input type="text" value="String 20"/>	
Suffix	<input type="text" value="String 20"/>	
Country	<input type="text" value="Select ▾"/>	1 – 193 (Defaults to 185/US)
<i>United States includes Puerto Rico, U.S. Virgin Islands, Guam, American Samoa and the Northern Mariana Islands</i>		
In Care Of	<input type="text" value="String 40"/>	
<i>"In Care Of" is used for mail to be delivered to someone at another person's address and usually contains the name of the person to whom the address belongs.</i>		
Address Line 1	<input type="text" value="String 40"/>	
Apartment or Suite	<input type="text" value="String 10"/>	
<i>Enter "Apt" or "Ste" plus numbers or letters</i>		
Address Line 2	<input type="text" value="String 40"/>	
<i>"Address Line 2" is most often used for a room or floor number.</i>		
City	<input type="text" value="String 40"/>	
State	<input type="text" value="Select ▾"/>	1 – 57 (Assigned 57/FC if Country<>185)
[Zip / Postal] Code	<input type="text" value="String 10"/>	
Cell Phone Number	<input type="text" value="String 10/20"/>	(Assign WTRCELL=Yes if RESPONSE)
<i>Please enter this phone number starting with the area code. Do not include a long distance code/prefix 1.</i>		
Home Phone Number	<input type="text" value="String 10/20"/>	(Assign WTRHOME=Yes if RESPONSE)
<i>Please enter this phone number starting with the area code. Do not include a long distance code/prefix 1.</i>		

CHECK for FIRST, LAST, ADDR1, CITY, or STATE=NA: A valid address is required in order for us to make a payment, including name, address line 1, city state, zip/postal code and country.

CHECK for CELLPH string width < 10: Please enter a 10 digit cell phone number.

CHECK for HOMEPH string width < 10: Please enter a 10 digit home phone number.

Contact Person 1

RPAY5A. (CATI) [R=RP, SP, OFUM: Just in case you should move [IWTY=REINT, RECON: and we don't receive your address update postcard,] we would like the name of someone, such as a close friend or relative not living with you, who will know where we can reach you. / R=PROXY: Just in case [REFERENCE PERSON] should move [IWTY=REINT, RECON: and we do not receive [his / her] address update postcard,] we would like the name of someone who could help us locate [him / her].]

- ENTER [1] to continue
- Ctrl-D and Ctrl-R not allowed

1. Continue

GO TO RPAY5CKPT

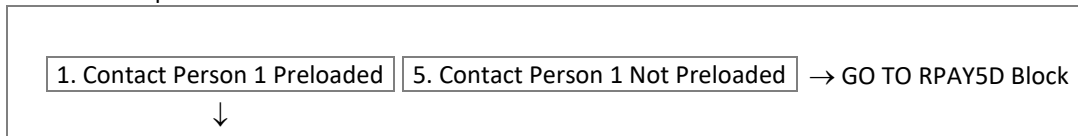
(WEB) [R=RP, SP, OFUM: We will contact you again next year and you will receive a token of our appreciation for that interview, too. Just in case you should move before then and we don't receive your address update postcard, we would like the name of someone, such as a close friend or relative not living with you, who will know where we can reach you. / R=PROXY: Just in case [REFERENCE PERSON] should move and we don't receive [his / her] address update postcard, we would like the name of someone who could help us locate [him / her].] This should be someone, such as a close friend or relative NOT LIVING WITH [R=RP, SP, OFUM: you / R=PROXY: [REFERENCE PERSON]], who will know where we can reach [R=RP, SP, OFUM: you / R=PROXY: [REFERENCE PERSON]].

1. Continue

NA

GO TO RPAY5CKPT

RPAY5CKPT. CAI Checkpoint: Whether Contact Person 1 Information Preloaded



RPAY5C. (CATI) Last time, we had [PRELOADED CONTACT PERSON 1] listed as a contact for [R=RP, SP, OFUM: you / R=PROXY: [REFERENCE PERSON]]. Would you like to continue with this contact?

- Ctrl-D and Ctrl-R not allowed
- ENTER [7] if R refuses Contact Person information

R=RP, SP, OFUM: 1. Yes, continue with this contact	R=PROXY: 3. Yes, & CP is Proxy (Assign ADDRTYPE=4 & assign RPAY5D Block/C1PHONE Block/RPAY5K-RPAY5N/RPAY5J=PROXY INFO)	5. No, change this contact	7. R refused contact info
R=PROXY: 2. Yes, & CP is <u>not</u> Proxy		GO TO RPAY5D Block	GO TO RPAY6CKPT
GO TO RPAY5D1	GO TO RPAY6CKPT		

(WEB) Last time, [PRELOADED CONTACT PERSON 1] was listed as a contact person for [R=RP, SP, OFUM: you / R=PROXY: [REFERENCE PERSON]]. Would you like to continue to list this person as a contact?

1. Yes, continue to list this person as a contact	5. No, replace this person with a different contact	7. No, prefer not to provide this information any longer	NA
GO TO RPAY5D Web Grid		(CLEAR OUT PRELISTED CP1 INFO) GO TO RPAY6CKPT	

RPAY5D1. (CATI ONLY) Is the address I have for [PRELOADED CONTACT PERSON 1] correct?

- READ Contact Person 1 address to R

1. Yes, address is correct

→ (Assign ADDRTYPE=4 & assign RPAY5D Block=CP1 INFO) GO TO C1PHONE Block

5. No, address needs updating

GO TO RPAY5D Block

ADDRPAYMENT.RPAY5D Prefilled with ContactPerson1 preload

ADDRTYPE. Which address. Assigned.

4. Contact Person 1

TITLE, NAMF, NAMM, NAML, SUFFIX, CNTRYCODE (COUNTRY), INCO, ADDR1, APTSTE, ADDR2, CITY, STCODE (STATE), ZIP. (CATI) Title -- e.g. "Mr", "Mrs", "Ms", "Miss", "Dr"

[RPAY5C=1, 2: Does (he/she) still live at this address? / RPAY5C=5 or RPAY5CKPT=5: Who shall I list as a contact person for [R=RP, SP, OFUM: you / R=PROXY: [REFERENCE PERSON]]? What is (his/her) complete name and mailing address?]

- If needed, REMIND R: This should be someone, such as a close friend or relative not living with [R=RP, SP, OFUM: you / R=PROXY: [REFERENCE PERSON]], who will know where we can reach [you / (him / her)]
- If no title, PRESS [Enter] to continue
- Ctrl-D and Ctrl-R not allowed; For DK/RF, PRESS [Enter] to continue
- [Contact Person 1 Preloaded (RPAY5CKPT=1): IF R refuses Contact Person info, DO NOT ENTER anything here. GO BACK and ENTER [7] at RPay5C to exit these questions]

String 6

First Name

- Ctrl-D and Ctrl-R not allowed; For DK/RF type [DK] or [RF]

String 20 CHECK for DK, RF, or DON'T KNOW entered: A valid address is required in order for us to makes a payment, including name, address line 1, city, state, sip/postal code and country. This payment will not be made until this information is provided.

Middle Name

- Ask for Middle Name but do not probe DK or RF
- If none, PRESS [Enter] to continue
- Ctrl-D and Ctrl-R not allowed; For DK/RF, PRESS [Enter] to continue

String 20

Last Name

- Ctrl-D and Ctrl-R not allowed; For DK/RF type [DK] or [RF]

String 20 CHECK for DK, RF, or DON'T KNOW entered: A valid address is required in order for us to makes a payment, including name, address line 1, city, state, sip/postal code and country. This payment will not be made until this information is provided.

Suffix -- e.g. "Sr", "Jr"

- If none, PRESS [Enter] to continue
- Ctrl-D and Ctrl-R not allowed; For DK/RF, PRESS [Enter] to continue

String 20

Country

- ENTER [185 UNITED STATES] for Puerto Rico, U.S. Virgin Islands, Guam, American Samoa or the Northern Mariana Islands

Select ▾ 1 – 193 (Defaults to 185/US)

In Care Of

Is there an "in care of" for this address?

- If none, PRESS [Enter] to continue
- Ctrl-D and Ctrl-R not allowed; For DK/RF, PRESS [Enter] to continue

String 40

Address 1

- IF R says the mailing address contains both a street address and PO Box: ENTER street address here (Address 1) and ENTER PO Box in Address 2
- Ctrl-D and Ctrl-R not allowed; For DK/RF type [DK] or [RF]

String 40 *CHECK for DK, RF, or DON'T KNOW entered: A valid address is required in order for us to makes a payment, including name, address line 1, city, state, sip/postal code and country. This payment will not be made until this information is provided.*

Apt/Suite

- If none, PRESS [Enter] to continue
- ENTER [Apt] or [Ste] plus numbers and /or letters
- Ctrl-D and Ctrl-R not allowed; For DK/RF, PRESS [Enter] to continue

String 10

Address 2

- IF R says the mailing address contains both a street address and PO Box: ENTER PO Box here (Address 2)
- If none, PRESS [Enter] to continue
- Ctrl-D and Ctrl-R not allowed; For DK/RF, PRESS [Enter] to continue

String 40

City

- Ctrl-D and Ctrl-R not allowed; For DK/RF type [DK] or [RF]

String 40 *CHECK for DK, RF, or DON'T KNOW entered: A valid address is required in order for us to makes a payment, including name, address line 1, city, state, sip/postal code and country. This payment will not be made until this information is provided.*

State *(For COUNTRY=185)*

Select ▾ 1 – 57 *(Assigned 57/FC if Country<>185)*

Zip Code

- Ctrl-D and Ctrl-R not allowed; For DK/RF ENTER all [0]'s

String 10

End RPAY5D

ADDRPAYMENT.C1PHONE *Prefilled with ContactPerson1 preload*

ADDRTYPE. Which phone. Assigned.

4. Contact Person 1

WTRCELL. *(CATI)* Does [RPAY5D.NAMF] [RPAY5D.NAML] have a cell phone?

- Ctrl-D and Ctrl-R not allowed; For DK/RF ENTER [5]

1. Yes **5. No** → GO TO WTRHOME



CELLPH. (CATI) Cell Phone - Area Code and Telephone Number

What is the area code and phone number?

- ASK; or CONFIRM if phone number has been prelisted and this is the same Contact Person as [P2YEAR]
- If foreign phone, PRESS [ENTER] to go to foreign phone field
- Ctrl-D and Ctrl-R not allowed; For DK/RF, GO BACK and ENTER [5] at previous question
- Please enter this phone number starting with the area code. Do not include a long distance code/prefix 1.

[ENTER] (_ _) _ _ - _ _ _ → GO TO WTRHOME



CHECK: Please enter a 10 digit cell phone number.

CELLFOR. (CATI) Cell Phone - Foreign Number

(What is the area code and phone number?)

- ASK; or CONFIRM if phone number has been prelisted and this is the same Contact Person as [P2YEAR]
- Ctrl-D and Ctrl-R not allowed; For DK/RF, GO BACK and ENTER [5] at previous question

String 20

WTRHOME. (CATI) Does [RPAY5D.NAMF] [RPAY5D.NAML] have a home phone?

- Ctrl-D and Ctrl-R not allowed; For DK/RF ENTER [5]

1. Yes 5. No → GO TO RPAY5K



HOMEPH. (CATI) Home Phone - Area Code and Telephone Number

What is the area code and phone number?

- ASK; or CONFIRM if phone number has been prelisted and this is the same Contact Person as [P2YEAR]
- If foreign phone, PRESS [ENTER] to go to foreign phone field
- Ctrl-D and Ctrl-R not allowed; For DK/RF, GO BACK and ENTER [5] at previous question
- Please enter this phone number starting with the area code. Do not include a long distance code/prefix 1.

[ENTER] (_ _) _ _ - _ _ _ → GO TO RPAY5K



CHECK: Please enter a 10 digit home phone number.

HOMEFOR. (CATI) Home Phone - Foreign Number

(What is the area code and phone number?)

- ASK; or CONFIRM if phone number has been prelisted and this is the same Contact Person as [P2YEAR]
- Ctrl-D and Ctrl-R not allowed; For DK/RF, GO BACK and ENTER [5] at previous question

String 20

End C1PHONE

RPAY5K. (CATI) Is there an email address where we can contact [RPAY5D.NAMF] [RPAY5D.NAML]?

☐ 1. Yes ☐ 5. No → GO TO RPAY5JJ



RPAY5L. (CATI) (What is that e-mail address?)

- ASK; or CONFIRM if email address has been prelisted and this is the same Contact Person as [P2YEAR]
- ENTER email address, then READ BACK and VERIFY with Respondent
- Ctrl-D and Ctrl-R not allowed; For DK/RF go back and ENTER [Ctrl-D, Ctrl-R] at previous question

CHECK: Please enter a valid address for email address 1.

RPAY5M. (CATI) Is there another email address where we can contact [RPAY5D.NAMF] [RPAY5D.NAML]?

☐ 1. Yes ☐ 5. No → GO TO RPAY5JJ



RPAY5N. (CATI) (What is that e-mail address?)

- ASK; or CONFIRM if email address has been prelisted and this is the same Contact Person as [P2YEAR]
- ENTER email address, then READ BACK and VERIFY with Respondent
- Ctrl-D and Ctrl-R not allowed; For DK/RF go back and ENTER [Ctrl-D, Ctrl-R] at previous question

GO TO RPAY5JJ

CHECK: Please enter a valid address for email address 2.

RPAY5D Web Grid (RPAY5D block, C1PHONE block, RPAY5K-RPAY5N). (WEB) [RPAY5C=1: Please review the information below and make any changes needed. / RPAY5C=5 or RPAY5CKPT=5: Please enter the name and contact information for the person you would like to list as a contact.] When you're finished, please click "Next" to save your information and continue.

This should be someone, such as a close friend or relative NOT LIVING WITH [R=RP, SP, OFUM: you / R=PROXY: [REFERENCE PERSON]], who will know where we can reach [R=RP, SP, OFUM: you / R=PROXY: [REFERENCE PERSON]].

Title	<input type="text" value="String 6"/>	
First name	<input type="text" value="String 20"/>	
Middle name	<input type="text" value="String 20"/>	
Last name	<input type="text" value="String 20"/>	
Suffix	<input type="text" value="String 20"/>	
Country	<input type="text" value="Select ▾"/>	1 – 193 (Defaults to 185/US)
<i>United States includes Puerto Rico, U.S. Virgin Islands, Guam, American Samoa and the Northern Mariana Islands</i>		
In Care Of	<input type="text" value="String 40"/>	
<i>"In Care Of" is used for mail to be delivered to someone at another person's address and usually contains the name of the person to whom the address belongs.</i>		
Address Line 1	<input type="text" value="String 40"/>	
Apartment or Suite	<input type="text" value="String 10"/>	
<i>Enter "Apt" or "Ste" plus numbers or letters</i>		
Address Line 2	<input type="text" value="String 40"/>	
<i>"Address Line 2" is most often used for a room or floor number.</i>		
City	<input type="text" value="String 40"/>	
State	<input type="text" value="Select ▾"/>	1 – 57 (Assigned 57/FC if Country<>185)
[Zip / Postal] Code	<input type="text" value="String 10"/>	
Cell Phone Number	<input type="text" value="String 10/20"/>	(Assign WTRCELL=Yes if RESPONSE)
<i>Please enter this phone number starting with the area code. Do not include a long distance code/prefix 1.</i>		
Home Phone Number	<input type="text" value="String 10/20"/>	(Assign WTRHOME=Yes if RESPONSE)
<i>Please enter this phone number starting with the area code. Do not include a long distance code/prefix 1.</i>		
Email	<input type="text" value="String 50"/>	(Assign RPAY5K=Yes if RESPONSE)
2 nd Email	<input type="text" value="String 50"/>	(Assign RPAY5M=Yes if RESPONSE)

CHECK for FIRST, LAST, ADDR1, CITY, or STATE=NA: A valid address is required in order for us to make a payment, including name, address line 1, city state, zip/postal code and country.

CHECK for CELLPH string width < 10: Please enter a 10 digit cell phone number.

CHECK for HOMEPH string width < 10: Please enter a 10 digit home phone number.

CHECK: Please enter a valid address for email address 1.

CHECK: Please enter a valid address for email address 2.

SIGNAL for refusal in fields or all NA: Just in case you move before we contact you next, it is important to know the contact information of someone who will know where we can reach you.

Please enter the name and contact information for the person you would like to list as a contact.

RPAY5JJ. (CATI) What is (his / her) relationship to [R=RP, SP, OFUM: you / R=PROXY: [REFERENCE PERSON]]?

1. Mother	2. Father	3. Son	4. Daughter	5. Sister	6. Brother
7. Aunt	8. Uncle	9. Grandmother	10. Grandfather	11. Friend	12. Father-in-law
13. Mother-in-law	14. Cousin	97. Other-Specify (RPAY5JJSPEC. Specify. (String 50))			

(WEB) What is [RPAY5D.NAMF] [RPAY5D.NAML]'s relationship to [R=RP, SP, OFUM: you / R=PROXY: [REFERENCE PERSON]]?

1. Mother	2. Father	3. Son	4. Daughter	5. Sister	6. Brother
7. Aunt	8. Uncle	9. Grandmother	10. Grandfather	11. Friend	12. Father-in-law
13. Mother-in-law	14. Cousin	97. Other-Please Specify: (RPAY5JJSPEC)			

Contact Person 2

RPAY6CKPT. CAI Checkpoint: Whether Contact Person 2 Information Preloaded

1. Contact Person 2 Preloaded ↓	Contact Person 2 Not Preloaded	
	5. RPAY5A=Continue & RPAY5C<>Refused (RPAY5A=1 & RPAY5C<>7) GO TO RPAY6C	7. RPAY5A=Continue & RPAY5C=Refused; or RPAY5C<>Yes (RPAY5A=1 & RPAY5C=7; or RPAY5A<>1) GO TO TY1 RULE

RPAY6B. (CATI) Last time, we also had [PRELOADED CONTACT PERSON 2] listed as a contact for [R=RP, SP, OFUM: you / R=PROXY: [REFERENCE PERSON]]. Would you like to continue with this contact?

- Ctrl-D AND Ctrl-R not allowed
- ENTER [7] if R refuses Contact Person information

R=RP, SP, OFUM: 1. Yes, continue with this contact GO TO RPAY6D1	R=PROXY: 3. Yes, & CP is Proxy (Assign ADDRTYPE=5 & assign RPAY6D Block/C2PHONE Block/RPAY6K-RPAY6N/RPAY6JJ=PROXY INFO) GO TO TY1 RULE	5. No, change this contact GO TO RPAY6D Block	7. R refused contact info GO TO TY1 RULE
---	--	--	---

(WEB) Last time, [PRELOADED CONTACT PERSON 2] was also listed as a contact person for [R=RP, SP, OFUM: you / R=PROXY: [REFERENCE PERSON]]. Would you like to continue to list this person as a contact?

1. Yes, continue to list this person as a contact GO TO RPAY6D Web Grid	5. No, replace this person with a different contact	7. No, prefer not to provide this information any longer (CLEAR OUT PRELISTED CP2 INFO) GO TO TY1 RULE	NA
--	---	---	----

RPAY6C. (CATI) We would also like to have the name of a second contact person, someone who will know where we can reach [R=RP, SP, OFUM: you / R=PROXY: [REFERENCE PERSON]] if the first contact is not able to help us. Is there a second contact person who can help us reach [R=RP, SP, OFUM: you / R=PROXY: [REFERENCE PERSON]]?

- If needed, REMIND R: This should be someone, such as a close friend or relative not living with [R=RP, SP, OFUM: you / R=PROXY: [REFERENCE PERSON]], who will know where we can reach [you / (him / her)]

1. Yes → GO TO RPAY6D Block 5. No → GO TO TY1 RULE

(WEB) If [RPAY5D.NAMF] [RPAY5D.NAML] is not able to help us, is there a second person who can help us reach [R=RP, SP, OFUM: you / R=PROXY: [REFERENCE PERSON]]?

This should be someone, such as a close friend or relative NOT LIVING WITH [R=RP, SP, OFUM: you / R=PROXY: [REFERENCE PERSON]], who will know where we can reach [R=RP, SP, OFUM: you / R=PROXY: [REFERENCE PERSON]].

1. Yes → GO TO RPAY6D Web Grid 5. No 7. Prefer not to provide this information NA
GO TO TY1 RULE

RPAY6D1. (CATI ONLY) Is the address I have for [PRELOADED CONTACT PERSON 2] correct?

- READ Contact Person 2 address to R

1. Yes, address is correct → (Assign ADDRTYPE=5 & assign RPAY6D Block=CP2 INFO) 5. No, address needs updating
GO TO C2PHONE Block GO TO RPAY6D Block

ADDRPAYMENT.RPAY6D Prefilled with ContactPerson2 preload

ADDRTYPE. Which address. Assigned.

5. Contact Person 2

TITLE, NAMF, NAMM, NAML, SUFFIX, CNTRYCODE (COUNTRY), INCO, ADDR1, APTSTE, ADDR2, CITY, STCODE (STATE), ZIP. (CATI) Title -- e.g. "Mr", "Mrs", "Ms", "Miss", "Dr"

[RPAY6B=1, 2: Does (he/she) still live at this address? / RPAY6B=5 or RPAY6CKPT=5: Who shall I list as a contact person for [R=RP, SP, OFUM: you / R=PROXY: [REFERENCE PERSON]]? What is (his/her) complete name and mailing address?]

- If needed, REMIND R: This should be someone, such as a close friend or relative not living with [R=RP, SP, OFUM: you / R=PROXY: [REFERENCE PERSON]], who will know where we can reach [you / (him / her)]
- If no title, PRESS [Enter] to continue
- Ctrl-D and Ctrl-R not allowed; For DK/RF, PRESS [Enter] to continue
- [Contact Person 2 Preloaded (RPAY6CKPT=1): IF R refuses Contact Person info, DO NOT ENTER anything here. GO BACK and ENTER [7] at RPay6B to exit these questions]
- [Contact Person 2 Not Preloaded (RPAY6CKPT=5): IF R refuses Contact Person info, DO NOT ENTER anything here. GO BACK and ENTER [5] at RPay6C to exit these questions]

String 6

First Name

- Ctrl-D and Ctrl-R not allowed; For DK/RF type [DK] or [RF]

String 20 CHECK for DK, RF, or DON'T KNOW entered: A valid address is required in order for us to makes a payment, including name, address line 1, city, state, sip/postal code and country. This payment will not be made until this information is provided.

Middle Name

- Ask for Middle Name but do not probe DK or RF
- If none, PRESS [Enter] to continue
- Ctrl-D and Ctrl-R not allowed; For DK/RF, PRESS [Enter] to continue

String 20

Last Name

- Ctrl-D and Ctrl-R not allowed; For DK/RF type [DK] or [RF]

String 20 *CHECK for DK, RF, or DON'T KNOW entered: A valid address is required in order for us to makes a payment, including name, address line 1, city, state, sip/postal code and country. This payment will not be made until this information is provided.*

Suffix -- e.g. "Sr", "Jr

- If none, PRESS [Enter] to continue
- Ctrl-D and Ctrl-R not allowed; For DK/RF, PRESS [Enter] to continue

String 20

Country

- ENTER [185 UNITED STATES] for Puerto Rico, U.S. Virgin Islands, Guam, American Samoa or the Northern Mariana Islands

Select ▾ 1 – 193 (Defaults to 185/US)

In Care Of

Is there an "in care of" for this address?

- If none, PRESS [Enter] to continue
- Ctrl-D and Ctrl-R not allowed; For DK/RF, PRESS [Enter] to continue

String 40

Address 1

- IF R says the mailing address contains both a street address and PO Box: ENTER street address here (Address 1) and ENTER PO Box in Address 2
- Ctrl-D and Ctrl-R not allowed; For DK/RF type [DK] or [RF]

String 40 *CHECK for DK, RF, or DON'T KNOW entered: A valid address is required in order for us to makes a payment, including name, address line 1, city, state, sip/postal code and country. This payment will not be made until this information is provided.*

Apt/Suite

- If none, PRESS [Enter] to continue
- ENTER [Apt] or [Ste] plus numbers and /or letters
- Ctrl-D and Ctrl-R not allowed; For DK/RF, PRESS [Enter] to continue

String 10

Address 2

- IF R says the mailing address contains both a street address and PO Box: ENTER PO Box here (Address 2)
- If none, PRESS [Enter] to continue
- Ctrl-D and Ctrl-R not allowed; For DK/RF, PRESS [Enter] to continue

String 40

City

- Ctrl-D and Ctrl-R not allowed; For DK/RF type [DK] or [RF]

String 40 *CHECK for DK, RF, or DON'T KNOW entered: A valid address is required in order for us to makes a payment, including name, address line 1, city, state, sip/postal code and country. This payment will not be made until this information is provided.*

State (For COUNTRY=185)

Select ▾ 1 – 57 (Assigned 57/FC if Country<>185)

Zip Code

- Ctrl-D and Ctrl-R not allowed; For DK/RF ENTER all [0]'s

String 10

End RPAY6D

ADDRPAYMENT.C2PHONE Prefilled with ContactPerson2 preload

ADDRTYPE. Which phone. Assigned.

WTRCELL. (CATI) Does [RPAY6D.NAMF] [RPAY6D.NAML] have a cell phone?

- Ctrl-D and Ctrl-R not allowed; For DK/RF ENTER [5]

→ GO TO WTRHOME



CELLPH. (CATI) Cell Phone - Area Code and Telephone Number

What is the area code and phone number?

- ASK; or CONFIRM if phone number has been prelisted and this is the same Contact Person as [P2YEAR]
- If foreign phone, PRESS [ENTER] to go to foreign phone field
- Ctrl-D and Ctrl-R not allowed; For DK/RF, GO BACK and ENTER [5] at previous question
- Please enter this phone number starting with the area code. Do not include a long distance code/prefix 1.

→ GO TO WTRHOME



CHECK: Please enter a 10 digit cell phone number.

CELLFOR. (CATI) Cell Phone - Foreign Number

(What is the area code and phone number?)

- ASK; or CONFIRM if phone number has been prelisted and this is the same Contact Person as [P2YEAR]
- Ctrl-D and Ctrl-R not allowed; For DK/RF, GO BACK and ENTER [5] at previous question

WTRHOME. (CATI) Does [RPAY6D.NAMF] [RPAY6D.NAML] have a home phone?

- Ctrl-D and Ctrl-R not allowed; For DK/RF ENTER [5]

→ GO TO RPAY6K



HOMEPH. (CATI) Home Phone - Area Code and Telephone Number

What is the area code and phone number?

- ASK; or CONFIRM if phone number has been prelisted and this is the same Contact Person as [P2YEAR]
- If foreign phone, PRESS [ENTER] to go to foreign phone field
- Ctrl-D and Ctrl-R not allowed; For DK/RF, GO BACK and ENTER [5] at previous question
- Please enter this phone number starting with the area code. Do not include a long distance code/prefix 1.

→ GO TO RPAY6K



CHECK: Please enter a 10 digit home phone number.

HOMEFOR. (CATI) Home Phone - Foreign Number

(What is the area code and phone number?)

- ASK; or CONFIRM if phone number has been prelisted and this is the same Contact Person as [P2YEAR]
- Ctrl-D and Ctrl-R not allowed; For DK/RF, GO BACK and ENTER [5] at previous question

String 20

END C2PHONE

RPAY6K. (CATI) Is there an email address where we can contact [RPAY6D.NAMF] [RPAY6D.NAML]?

1. Yes 5. No → GO TO RPAY6JJ



RPAY6L. (CATI) (What is that e-mail address?)

- ASK; or CONFIRM if email address has been prelisted and this is the same Contact Person as [P2YEAR]
- ENTER email address, then READ BACK and VERIFY with Respondent
- Ctrl-D and Ctrl-R not allowed; For DK/RF go back and ENTER [Ctrl-D, Ctrl-R] at previous question

String 50

CHECK: Please enter a valid address for email address 1.

RPAY6M. (CATI) Is there another email address where we can contact [RPAY6D.NAMF] [RPAY6D.NAML]?

1. Yes 5. No → GO TO RPAY6JJ



RPAY6N. (CATI) (What is that e-mail address?)

- ASK; or CONFIRM if email address has been prelisted and this is the same Contact Person as [P2YEAR]
- ENTER email address, then READ BACK and VERIFY with Respondent
- Ctrl-D and Ctrl-R not allowed; For DK/RF go back and ENTER [Ctrl-D, Ctrl-R] at previous question

String 50

GO TO RPAY6JJ

CHECK: Please enter a valid address for email address 2.

RPAY6D Web Grid (RPAY6D block, C2PHONE block, RPAY6K-RPAY6N). (WEB) [RPAY6B=1: Please review the information below and make any changes needed. / RPAY6B=5 or RPAY6CKPT=5: Please enter the name and contact information for the person you would like to list as a contact.] When you're finished, please click "Next" to save your information and continue.

This should be someone, such as a close friend or relative NOT LIVING WITH [R=RP, SP, OFUM: you / R=PROXY: [REFERENCE PERSON]], who will know where we can reach [R=RP, SP, OFUM: you / R=PROXY: [REFERENCE PERSON]].

Title	<input type="text" value="String 6"/>	
First name	<input type="text" value="String 20"/>	
Middle name	<input type="text" value="String 20"/>	
Last name	<input type="text" value="String 20"/>	
Suffix	<input type="text" value="String 20"/>	
Country	<input type="text" value="Select ▾"/>	1 – 193 (Defaults to 185/US)
<i>United States includes Puerto Rico, U.S. Virgin Islands, Guam, American Samoa and the Northern Mariana Islands</i>		
In Care Of	<input type="text" value="String 40"/>	
<i>"In Care Of" is used for mail to be delivered to someone at another person's address and usually contains the name of the person to whom the address belongs.</i>		
Address Line 1	<input type="text" value="String 40"/>	
Apartment or Suite	<input type="text" value="String 10"/>	
<i>Enter "Apt" or "Ste" plus numbers or letters</i>		
Address Line 2	<input type="text" value="String 40"/>	
<i>"Address Line 2" is most often used for a room or floor number.</i>		
City	<input type="text" value="String 40"/>	
State	<input type="text" value="Select ▾"/>	1 – 57 (Assigned 57/FC if Country<>185)
[Zip / Postal] Code	<input type="text" value="String 10"/>	
Cell Phone Number	<input type="text" value="String 10/20"/>	(Assign WTRCELL=Yes if RESPONSE)
<i>Please enter this phone number starting with the area code. Do not include a long distance code/prefix 1.</i>		
Home Phone Number	<input type="text" value="String 10/20"/>	(Assign WTRHOME=Yes if RESPONSE)
<i>Please enter this phone number starting with the area code. Do not include a long distance code/prefix 1.</i>		
Email	<input type="text" value="String 50"/>	(Assign RPAY6K=Yes if RESPONSE)
2 nd Email	<input type="text" value="String 50"/>	(Assign RPAY6M=Yes if RESPONSE)

CHECK for FIRST, LAST, ADDR1, CITY, or STATE=NA: A valid address is required in order for us to make a payment, including name, address line 1, city state, zip/postal code and country.

CHECK for CELLPH string width < 10: Please enter a 10 digit cell phone number.

CHECK for HOMEPH string width < 10: Please enter a 10 digit home phone number.

CHECK: Please enter a valid address for email address 1.

CHECK: Please enter a valid address for email address 2.

RPAY6JJ. (CATI) What is (his / her) relationship to [R=RP, SP, OFUM: you / R=PROXY: [REFERENCE PERSON]]?

1. Mother	2. Father	3. Son	4. Daughter	5. Sister	6. Brother
7. Aunt	8. Uncle	9. Grandmother	10. Grandfather	11. Friend	12. Father-in-law
13. Mother-in-law	14. Cousin	97. Other-Specify (RPAY6JJSPEC. Specify. (String 50))			

(WEB) What is [RPAY6D.NAMF] [RPAY6D.NAML]'s relationship to [R=RP, SP, OFUM: you / R=PROXY: [REFERENCE PERSON]]?

1. Mother	2. Father	3. Son	4. Daughter	5. Sister	6. Brother
7. Aunt	8. Uncle	9. Grandmother	10. Grandfather	11. Friend	12. Father-in-law
13. Mother-in-law	14. Cousin	97. Other-Please Specify: (RPAY6JJSPEC)			

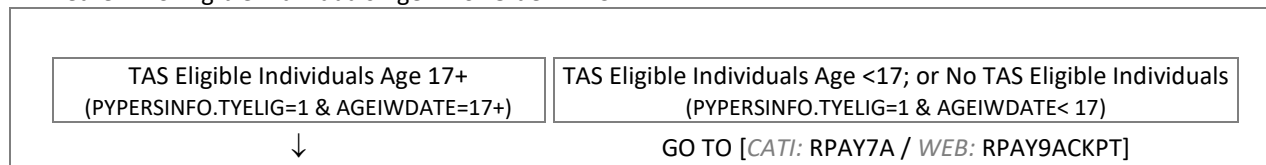
TAS FU Members

ADDRPAYMENT.TY[1..24] [1..24]=AQSN of FU Member

TYAQSN. AQSN of TAS FU Member. Assigned.

1 – 24

TY1 RULE: Whether TAS Eligible Individuals Age 17 or Older in FU



TY1. (CATI) **TAS Eligible Person:** [CYNAMF] [CYNAML] [CYAQRTH]

[R=TAS FU MEMBER: You / ALL OTHERS: [CYNAMF] [CYNAML]] [AGEIWDAT=17: may [LOOP 2+: also] be / AGEIWDAT>17: [are / is] [LOOP 2+: also]] eligible to participate in the F.E.S. (Family Economics Study) Transition into Adulthood Study (T.A.S.) we will be doing in the near future. Will we be able to reach [you / him / her] at [CYFUHU=FU, FUMI: [your / his / her] current address / CYFUHU=MO, MIL, EDUC: [his / her] address that you gave me earlier]?

1. Yes → GO TO PHONECKPT 5. No

GO TO TY2

(WEB) [R=TAS FU MEMBER: You / ALL OTHERS: [CYNAMF] [CYNAML]] [AGEIWDAT=17: may [LOOP 2+: also] be / AGEIWDAT>17: [are / is] [LOOP 2+: also]] eligible to participate in the F.E.S. (Family Economics Study) Transition into Adulthood Study (T.A.S.) we will be doing in the near future. Will we be able to reach [you / him / her] at [CYFUHU=FU, FUMI: [your / his / her] current address / CYFUHU=MO, MIL, EDUC: [his / her] address that you reported earlier]?

1. Yes → GO TO PHONECKPT 5. No

GO TO TY2

TY2. (CATI) [TAS Eligible Person: \[CYNAMF\] \[CYNAML\] \[CYAQRTH\]](#)

Do you know what [your / his / her] new address will be?

→ GO TO PHONECKPT

GO TO COUNTRY

(WEB) Do you know what [your / his / her] new address will be?

→ GO TO PHONECKPT

GO TO COUNTRY

COUNTRY (CTRYNAME), ADDR1, ADDR2, CITY, STATE (STATEABBREV), ZIP.

(CATI) [TAS Eligible Person: \[CYNAMF\] \[CYNAML\] \[CYAQRTH\]](#)

[Country](#)

- [ENTER \[185 UNITED STATES\] for Puerto Rico, U.S. Virgin Islands, Guam, American Samoa or the Northern Mariana Islands](#)

1 – 193 (Defaults to 185/US)

[Address 1](#)

- [Enter P.O. Box in Addr2](#)
- [Record complete street address including apartment/suite number here](#)
- [Record any college or university or military base name here](#)
- [Ctrl-D and Ctrl-R not allowed; For DK/RF type \[DK\] or \[RF\]](#)

CHECK for DK, RF, or DON'T KNOW entered: A valid address is required in order for us to makes a payment, including name, address line 1, city, state, sip/postal code and country. This payment will not be made until this information is provided.

[Address 2](#)

- [Enter P.O. Box here](#)
- [If none, PRESS \[Enter\] to continue](#)
- [Ctrl-D and Ctrl-R not allowed; For DK/RF, PRESS \[Enter\] to continue](#)

[City](#)

- [Ctrl-D and Ctrl-R not allowed; For DK/RF type \[DK\] or \[RF\]](#)

CHECK for DK, RF, or DON'T KNOW entered: A valid address is required in order for us to makes a payment, including name, address line 1, city, state, sip/postal code and country. This payment will not be made until this information is provided.

[State](#) (For COUNTRY=185)

1 – 57 (Assigned 57/FC if Country<>185)

[Zip Code](#)

- [Ctrl-D and Ctrl-R not allowed; For DK/RF ENTER all \[0\]'s](#)

(WEB) Please enter the address where we will be able to reach [you / [CYNAMF] [CYNAML]].
When you're finished, please click "Next" to save your updates and continue.

Country 1 – 193 (Defaults to 185/US)
*United States includes Puerto Rico, U.S.
 Virgin Islands, Guam, American Samoa and
 the Northern Mariana Islands*

Address Line 1
 Address Line 2
*"Address Line 2" is most often used for a
 room or floor number.*

City
 State 1 – 57 (Assigned 57/FC if Country<>185)
 [Zip / Postal] Code

CHECK for FIRST, LAST, ADDR1, CITY, or STATE=NA: A valid address is required in order for us to make a payment, including name, address line 1, city state, zip/postal code and country.

PHONECKPT. CAI Checkpoint: Whether Cell Phone Already Collected for this TAS FU Member

<input type="text" value="1. R is This TAS FU Member"/>	<input type="text" value="2. RP or SP is this TAS FU Member
(TAS is SP & R=RP; or TAS is RP & R=SP, OFUM, Proxy)"/>	<input type="text" value="5. All Others"/>
<input type="text" value="GO TO EMAILCKPT"/>		↓

WTRCELL. (CATI) [TAS Eligible Person: \[CYNAMF\] \[CYNAML\] \[CYAQRTH\]](#)

[Do you / Does [CYNAMF] [CYNAML]] have a cell phone?

- [Ctrl-D and Ctrl-R not allowed; For DK/RF ENTER \[5\]](#)

→ GO TO EMAILCKPT

GO TO CELLPH

(WEB) [Do you / Does [CYNAMF] [CYNAML]] have a CELL phone?

→ GO TO EMAILCKPT

GO TO CELLTYPE

CELLTYPE_W. (WEB ONLY) Is that ...?

→ GO TO EMAILCKPT

GO TO CELLPH

GO TO CELLFOR

CELLPH. (CATI) Cell Phone for TAS Eligible Person: [CYNAMF] [CYNAML] [CYAQRTH]

What is the area code and phone number?

- If foreign phone, PRESS [ENTER] to go to foreign phone field
- Ctrl-D and Ctrl-R not allowed; For DK/RF, GO BACK and ENTER [5] at previous question
- Please enter this phone number starting with the area code. Do not include a long distance code/prefix 1.

[ENTER] () - - - - - → GO TO EMAILCKPT

GO TO CELLFOR

(WEB) What is the area code and phone number?

Please enter this phone number starting with the area code. Do not include a long distance code/prefix 1.

() - - - - -

GO TO EMAILCKPT

CHECK: Please enter a 10 digit cell phone number.

CELLFOR. (CATI) Cell Phone for TAS Eligible Person: [CYNAMF] [CYNAML] [CYAQRTH]

(What is the area code and phone number?)

- Ctrl-D and Ctrl-R not allowed; For DK/RF, GO BACK and ENTER [5] at previous question

String 20

(WEB) What is the phone number?

String 20

EMAILCKPT. CAI Checkpoint: Whether Email Address Already Collected for this TAS FU Member

1. R is This TAS FU Member	2. RP or SP is this TAS FU Member (TAS is SP & R=RP; or TAS is RP & R=SP, OFUM, Proxy)	5. All Others
GO TO TY END RULE		↓

TYEMAIL. (CATI) TAS Eligible Person: [CYNAMF] [CYNAML] [CYAQRTH]

Is there an email address where we will be able to contact [you / [CYNAMF] [CYNAML]]?

1. Yes 5. No → GO TO TY END RULE

↓

TYEMAILADDR. (CATI) TAS Eligible Person: [CYNAMF] [CYNAML] [CYAQRTH]

(What is that email address?)

- ENTER email address, then READ BACK and VERIFY with Respondent
- Ctrl-D and Ctrl-R not allowed; For DK/RF go back and ENTER [Ctrl-D, Ctrl-R] at previous question

String 50

CHECK: Please enter a valid address for email address 1.

TYEMAIL2. (CATI) TAS Eligible Person: [CYNAMF] [CYNAML] [CYAQRTH]

Is there another email address where we will be able to contact [you / [CYNAMF] [CYNAML]]?

1. Yes 5. No → GO TO TY END RULE

↓

TYEMAIL2ADDR. (CATI) **TAS Eligible Person:** [CYNAMF] [CYNAML] [CYAQRTH]

(What is that email address?)

- ENTER email address, then READ BACK and VERIFY with Respondent
- Ctrl-D and Ctrl-R not allowed; For DK/RF go back and ENTER [Ctrl-D, Ctrl-R] at previous question

String 50

GO TO TY END RULE

CHECK: Please enter a valid address for email address 2.

TYEMAIL – TYEMAIL2ADDR. (WEB) Please enter an email address where we can contact [you / [CYNAMF] [CYNAML]]. When you're finished, please click "Next" to save your information and continue.

Email String 50 (Assign TYEMAIL=Yes if RESPONSE)

2nd Email String 50 (Assign TYEMAIL2=Yes if RESPONSE)

CHECK: Please enter a valid address for email address 1.

CHECK: Please enter a valid address for email address 2.

TY END RULE: Whether More Eligible TAS FU Members in FU

More TAS FU Members

→ REPEAT TY1 – TYEMAIL2ADDR; Max=24;
Then GO TO [CATI: RPAY7A / WEB:
RPAY9ACKPT]

No More TAS FU Members

GO TO [CATI: RPAY7A /
WEB: RPAY9ACKPT]

End TY

RPAY7A. (CATI ONLY) **Interviewer Checkpoint**

- Are there others in this 68-ID whose address and phone number need updating?

1. Yes 5. No → GO TO RPAY7C



RPAY7B. (CATI ONLY) We would like to update our address and phone number information for other members of [your / [REFERENCE PERSON]'s] family who are also participants in our study. Could you help me with that?

- If Yes, make paper notes to update address information - enter in MSMS later

1. Yes 5. No

NOTE for CATI Interviews: If Cell Phone Payment information has already been entered into MSMS, the value '1' is pulled into RPAY7C.

RPAY7C. (CATI ONLY) **Interviewer Checkpoint**

- Did Respondent use a cell phone to complete this interview?

1. Yes 5. No → GO TO RPAY9ACKPT



SIGNAL for RPAY7C=YES: IWER: You entered that R completed this interview using a cell phone. If this is true, click Suppress to confirm. If R did not use a cell phone to complete this interview, click Close and change your response to No.

RPAY7D. (CATI ONLY) **Interviewer Checkpoint**

- Was a cell phone payment offered by you or anyone else?

1. Yes 5. No

Payment

RPAY9ACKPT. CAI Checkpoint: Whether Payment Accepted or Declined

Not Prepaid (WTRPREPAID=5)		Prepaid (WTRPREPAID=1)			
1. Accepted (RPAY4A=1, 2, 3)		2. Declined (RPAY4A=4)	3. OK (RPAY4PP=1)	4. Not OK: Accepted (RPAY4PP=2, 5 & RPAY4A=1, 2, 3)	5. Not OK: Declined (RPAY4PP=2, 5 & RPAY4A=4)
CATI	→ GO TO RPAY9A	CATI	→ GO TO RPAY8	CATI	→ GO TO RPAY9A
WEB-EPay Allowed (XEPDISPLAY=1)	→ GO TO RPAY9A	WEB	→ GO TO WEB END PAGE	WEB-EPay Allowed (XEPDISPLAY=1)	→ GO TO RPAY9A
WEB-EPay Not Allowed (XEPDISPLAY=0)	→ (Assign RPAY9A=1) GO TO WEB END PAGE			WEB-EPay Not Allowed (XEPDISPLAY=0)	→ (Assign RPAY9A=1) GO TO WEB END PAGE

RPAY9A. (CATI) Interviewer Checkpoint

Payee Name and Address:

[[PROXYADDR] / [RMAILADDR] / [RPAY4B]]

(((Coverscreen.RSelect<>97 and RPay4a=1 and ((AddrPayment.RMailAddr.CNTRYCODE=185 & RPay3A=5) or (Addr.Payment.RPay3B.Country=185 & AddrPayment.RMailAddr.CNTRYCODE=185 & RPay3A=1))) OR (Coverscreen.RSelect=97 and AddrPayment.ProxyAddr.CNTRYCODE=185 and RPay4a=1) OR (Coverscreen.RSelect=97 and RPay4a=2 ((AddrPayment.RMailAddr.CNTRYCODE=185 & RPay3A=5) or (Addr.Payment.RPay3B.Country=185 & AddrPayment.RMailAddr.CNTRYCODE=185 & RPay3A=1))) OR (RPay4a=3 and AddrPayment.RPay4b.CNTRYCODE=185)) & EPAY ALLOWED (XEPDISPLAY=1): We can provide payment by either check or direct deposit to an account by electronic payment. We have contracted with JP Morgan Chase Bank to process electronic payments. [RPay4A=1: You do/ RPay4A=2: [REFERENCE PERSON] does/ RPay4A=3: [OTHER PAYEE] does] not need to have an active JP Morgan Chase Bank account to choose electronic payment. If you choose electronic payment, we will provide [RPAY4A=1: your / RPAY4A=2: [REFERENCE PERSON]'s / RPAY4A=3: [OTHER PAYEE]'s] contact information to JP Morgan Chase Bank, who will then contact [RPAY4A=1: you / RPAY4A=2: [REFERENCE PERSON] / RPAY4A=3: [OTHER PAYEE]] directly using [RPAY4A=1: your / RPAY4A=2: [REFERENCE PERSON]'s / RPAY4A=3: [OTHER PAYEE]'s] email address about completing the payment.] The email will be sent from University of Michigan ISR within 2 business days.

How would you like us to issue the payment?

[NOT PREPAID: Tell us the type of Respondent payment to make

- The standard payment amount for this interview is \$[PAYMENT]
- Non-standard payment amounts can be \$[PAYMENT] to \$[PAYMENT*2]

ENTER [1, 7] or [2, 7] [(((Coverscreen.RSelect<>97 and RPay4a=1 and

((AddrPayment.RMailAddr.CNTRYCODE=185 & RPay3A=5) or (Addr.Payment.RPay3B.Country=185 & AddrPayment.RMailAddr.CNTRYCODE=185 & RPay3A=1))) OR (Coverscreen.RSelect=97 and AddrPayment.ProxyAddr.CNTRYCODE=185 and RPay4a=1) OR (Coverscreen.RSelect=97 and RPay4a=2 ((AddrPayment.RMailAddr.CNTRYCODE=185 & RPay3A=5) or (Addr.Payment.RPay3B.Country=185 & AddrPayment.RMailAddr.CNTRYCODE=185 & RPay3A=1))) OR (RPay4a=3 and AddrPayment.RPay4b.CNTRYCODE=185)) & EPAY ALLOWED (XEPDISPLAY=1): or [6, 7]] to record a cell phone

payment and/or temporary mailing address in addition to a standard check/money order

(((Coverscreen.RSelect<>97 and RPay4a=1 and ((AddrPayment.RMailAddr.CNTRYCODE=185 & RPay3A=5) or (Addr.Payment.RPay3B.Country=185 & AddrPayment.RMailAddr.CNTRYCODE=185 & RPay3A=1))) OR (Coverscreen.RSelect=97 and AddrPayment.ProxyAddr.CNTRYCODE=185 and RPay4a=1) OR (Coverscreen.RSelect=97 and RPay4a=2 ((AddrPayment.RMailAddr.CNTRYCODE=185 & RPay3A=5) or

(Addr.Payment.RPay3B.Country=185 & AddrPayment.RMailAddr.CNTRYCODE=185 & RPay3A=1))) OR (RPay4a=3 and AddrPayment.RPay4b.CNTRYCODE=185)) & EPAY ALLOWED (XEPDISPLAY=1): [/electronic payment\]](#)

- Ctrl-D and Ctrl-R not allowed

[/ PREPAID: IWER: This interview was PREPAID \\$\[AMTPREPAID\] but R reported the prepayment was not received or a different/additional payment is needed](#)

- The standard payment amount for this interview is \$[PAYMENT]
 - Non-standard payment amounts can be \$[PAYMENT] to \$[PAYMENT*2]
 - Other payment amounts (e.g., in addition to prepaid amount) can be \$1.00 to \$[PAYMENT*2]
- [ENTER \[5\] if a cash payment was made or ENTER \[7\] to request a check payment, \[\(\(\(Coverscreen.RSelect<>97](#)

and RPay4a=1 and ((AddrPayment.RMailAddr.CNTRYCODE=185 & RPay3A=5) or

(Addr.Payment.RPay3B.Country=185 & AddrPayment.RMailAddr.CNTRYCODE=185 & RPay3A=1))) OR

(Coverscreen.RSelect=97 and AddrPayment.ProxyAddr.CNTRYCODE=185 and RPay4a=1) OR

(Coverscreen.RSelect=97 and RPay4a=2 ((AddrPayment.RMailAddr.CNTRYCODE=185 & RPay3A=5) or

(Addr.Payment.RPay3B.Country=185 & AddrPayment.RMailAddr.CNTRYCODE=185 & RPay3A=1))) OR

(RPay4a=3 and AddrPayment.RPay4b.CNTRYCODE=185)) & EPAY ALLOWED (XEPDISPLAY=1): [electronic](#)

[payment,\] or special handling](#)

- Ctrl-D and Ctrl-R not allowed]

1. Pay by CHECK in standard amount of \$[PAYMENT]	For WTRPREPAID=5 only; Exclusive of 2, 5, 6
2. Pay by MONEY ORDER in standard amount of \$[PAYMENT]	For WTRPREPAID=5 only; Exclusive of 1, 5, 6
5. CASH payment has been made (Record details)	Exclusive of 1, 2, 6, 7
[(((Coverscreen.RSelect<>97 and RPay4a=1 and((AddrPayment.RMailAddr.CNTRYCODE=185 & RPay3A=5) or (Addr.Payment.RPay3B.Country=185 & AddrPayment.RMailAddr.CNTRYCODE=185 & RPay3A=1))) OR (Coverscreen.RSelect=97 andAddrPayment.ProxyAddr.CNTRYCODE=185 and RPay4a=1) OR (Coverscreen.RSelect=97 and RPay4a=2 ((AddrPayment.RMailAddr.CNTRYCODE=185 & RPay3A=5) or (Addr.Payment.RPay3B.Country=185 & AddrPayment.RMailAddr.CNTRYCODE=185 & RPay3A=1))) OR (RPay4a=3 and AddrPayment.RPay4b.CNTRYCODE=185)) 6. Electronic payment in standard amount of \$[PAYMENT] (U.S. addresses only)]	For WTRPREPAID=5 & XEPDISPLAY=1 only; Exclusive of 1, 2, 5
7. Special handling: [NOT PREPAID: Non-standard payment / PREPAID: Payment] amount, cell phone payment, temporary address	Exclusive of 5

SIGNAL for RPAY9A=EPAY: READ TO R: JP Morgan requires a U.S. bank or other financial institution for electronic payments - is your bank (or financial institution) a U.S. bank (financial institution)? [If YES, select SUPPRESS to continue; if NO, change your selection to \[1. Check\] or \[2. Money Order\].](#)

SIGNAL for RPAY9A=MO: [You have selected money order as method of payment. READ TO R:](#) A money order would delay payment by 1-2 weeks, and if it is lost cannot be replaced for 6-8 weeks. Is that okay or should we issue a check instead? [Change your selection to \[1. Check\] if necessary.](#)

SIGNAL for RPAY7D=Yes & RPAY9A=Check, MO, EPAY & RPAY9A<>Special Handling: [INTERVIEW WAS COMPLETED USING CELL PHONE and CELL PHONE PAYMENT HAS BEEN OFFERED. Standard payments by check or money order: ENTER \[7\] in addition to \[1\] or \[2\] or \[6\]. Non-standard payment amounts: ENTER \[7\]. Cash payments: a separate screen will automatically ask for cell phone payment amount.](#)

(WEB) (Note: RPAY9A is asked of WEB respondents only if XEPDISPLAY=1 AND ((Coverscreen.RSelect<>97 and RPay4a=1 and ((AddrPayment.RMailAddr.CNTRYCODE=185 & RPay3A=5) or (Addr.Payment.RPay3B.Country=185 & AddrPayment.RMailAddr.CNTRYCODE=185 & RPay3A=1)) OR (Coverscreen.RSelect=97 and RPay4a=2 and ((AddrPayment.RMailAddr.CNTRYCODE=185 & RPay3A=5) OR (Addr.Payment.RPay3B.Country=185 & AddrPayment.RMailAddr.CNTRYCODE=185 & RPay3A=1)) OR (Coverscreen.RSelect=97 and

AddrPayment.ProxyAddr.CNTRYCODE=185 and RPay4a=1) OR (RPay4a=3 and AddrPayment.RPay4b.CNTRYCODE=185)).

If xEPDISPLAY=0 OR [((Coverscreen.RSelect<>97 and (AddrPayment.RMailAddr.CNTRYCODE<>185 or Addr.Payment.RPay3B.Country<>185) and RPay4a=1) OR (Coverscreen.RSelect=97 and AddrPayment.RMailAddr.CNTRYCODE<>185 or Addr.Payment.RPay3B.Country<>185 and RPay4a=2) OR (Coverscreen.RSelect=97 and AddrPayment.ProxyAddr.CNTRYCODE<>185 and RPay4a=1) OR (RPay4a=3 and AddrPayment.RPay4b.CNTRYCODE<>185) & xEPDISPLAY=1)then RPAY9A is not asked and is assigned '1 automatically. Please see RPAY9ACKPT.)

We can provide payment by either check or direct deposit to an account by electronic payment. We have contracted with JP Morgan Chase Bank to process electronic payments. [RPay4A=1: You do/ RPay4A=2: [REFERENCE PERSON] does/ RPay4A=3: [OTHER PAYEE] does] not need to have an active JP Morgan Chase Bank account to choose electronic payment. If you choose electronic payment, we will provide [RPAY4A=1: your / RPAY4A=2: [REFERENCE PERSON]'s / RPAY4A=3: [OTHER PAYEE]'s] contact information to JP Morgan Chase Bank, who will then contact [RPAY4A=1: you / RPAY4A=2: [REFERENCE PERSON] / RPAY4A=3: [OTHER PAYEE]] directly using [RPAY4A=1: your / RPAY4A=3: [OTHER PAYEE]'s] email address about completing the payment. The email will be sent from University of Michigan ISR after 2 BUSINESS days.

How would you like the University of Michigan to issue [RPAY4A=1: your / RPAY4A=2: [REFERENCE PERSON]'s / RPAY4A=3: [OTHER PAYEE]'s] payment?

Payee Name and Address:

[[PROXYADDR] / [RMAILADDR] / [RPAY4B]]

1. Check from the University of Michigan

Exclusive of 6

6. Electronic payment through JP Morgan Chase Bank to [RPAY4A=1: my / RPAY4A=2: [REFERENCE PERSON]'s / RPAY4A=3: [OTHER PAYEE]'s] bank account (U.S. addresses and banks only)

Exclusive of 1

CHECK: You can only select one payment option.

CHECK for NA: Your response is required.

RPAY9B RULE: Type of Payment Selected

Check or Money Order Only (RPAY9A=1, 2 only)	Cash (RPAY9A=5)	Electronic Payment Only (RPAY9A=6 only)	Special Handling (RPAY9A= (1, 2, 6) & 7)
GO TO [CATI: RPAY8 / WEB:WEB END PAGE]	↓	GO TO RPAY9EP1 RULE	GO TO RPAY9D

Cash Payment

RPAY9B. (CATI ONLY) *CASH PAYMENT ONLY* Go back to RPAY9A for check, money order or electronic payment.

[PREPAID: IWER: This interview was PREPAID \$[AMTPREPAID] but R reported the prepayment was not received or a different/additional payment is needed]

When did you make the [PREPAID: different /additional] cash payment?

- ENTER MM/DD/[CYEAR], with or without slashes
- Ctrl-D and Ctrl-R not allowed

__/__/ [CYEAR]

RPAY9C. (CATI ONLY) *CASH PAYMENT ONLY* Go back to RPAY9A for check, money order or electronic payment.

DO NOT INCLUDE amount for cell phone payment here - record this separately at the next screen

[PREPAID: IWER: This interview was PREPAID \$[AMTPREPAID] but R reported the prepayment was not received or a different/additional payment is needed]

How much was the cash Respondent payment for this [interview](#)?

- The standard payment amount for this interview is \$[PAYMENT]
- Non-standard payment amounts can be \$[PAYMENT] to \$[PAYMENT*2]
- [PREPAID: Other payment amounts (e.g., in addition to prepaid amount) can be \$1.00 to \$[PAYMENT*2]]
- Ctrl-D and Ctrl-R not allowed

NOT PREPAID

PREPAID

RPAY9C2. (CATI ONLY) *CASH PAYMENT ONLY* Go back to RPAY9A for check, money order or electronic payment.

How much, if any, was the cash Respondent payment for cell phone use?

- ENTER either \$0.00 or \$10.00
- Standard payment for cell phone use is \$10.00
- Ctrl-D and Ctrl-R not allowed

SIGNAL for RPAY9C=0 & RPAY7D=YES: INTERVIEW WAS COMPLETED USING CELL PHONE and CELL PHONE PAYMENT HAS BEEN OFFERED. [Cash payments](#): RECORD amount paid for cell phone use.

GO TO RPAY8

Special Handling

RPAY9D. (CATI ONLY) *SPECIAL HANDLING*

[Payee Name and Address](#):

[[PROXYADDR] / [RMAILADDR] / [RPAY4B]]

[PREPAID: IWER: This interview was PREPAID \$[AMTPREPAID] but R reported the prepayment was not received or a different/additional payment is needed]

Please indicate the type(s) of [PREPAID: payment/] special handling needed.

- ENTER all that apply
- Ctrl-D and Ctrl-R not allowed

1. Non-standard IW payment—check

For WTRPREPAID=5 & RPAY9A<>1, 2, 6 only; Exclusive of 6

(((Coverscreen.RSelect<>97 and RPay4a=1 and((AddrPayment.RMailAddr.CNTRYCODE=185 & RPay3A=5) or (Addr.Payment.RPay3B.Country=185 & AddrPayment.RMailAddr.CNTRYCODE=185 & RPay3A=1))) OR (Coverscreen.RSelect=97 andAddrPayment.ProxyAddr.CNTRYCODE=185 and RPay4a=1) OR (Coverscreen.RSelect=97 and RPay4a=2 ((AddrPayment.RMailAddr.CNTRYCODE=185 & RPay3A=5) or (Addr.Payment.RPay3B.Country=185 & AddrPayment.RMailAddr.CNTRYCODE=185 & RPay3A=1))) OR (RPay4a=3 and AddrPayment.RPay4b.CNTRYCODE=185)))

For WTRPREPAID=5 & RPAY9A<>1, 2, 6 & XEPDISPLAY=1 only; Exclusive of 1

6. Non-standard IW payment—electronic payment (U.S. addresses only)]

2. Temporary mailing address

3. Cell phone use payment, \$10

4. Additional or new payment—check

For WTRPREPAID=1 only;
Exclusive of 5

(((Coverscreen.RSelect<>97 and RPay4a=1
and((AddrPayment.RMailAddr.CNTRYCODE=185 & RPay3A=5) or
(Addr.Payment.RPay3B.Country=185 &
AddrPayment.RMailAddr.CNTRYCODE=185 & RPay3A=1))) OR
(Coverscreen.RSelect=97 and AddrPayment.ProxyAddr.CNTRYCODE=185 and
RPay4a=1) OR (Coverscreen.RSelect=97 and RPay4a=2
((AddrPayment.RMailAddr.CNTRYCODE=185 & RPay3A=5) or
(Addr.Payment.RPay3B.Country=185 &
AddrPayment.RMailAddr.CNTRYCODE=185 & RPay3A=1))) OR (RPay4a=3 and
AddrPayment.RPay4b.CNTRYCODE=185

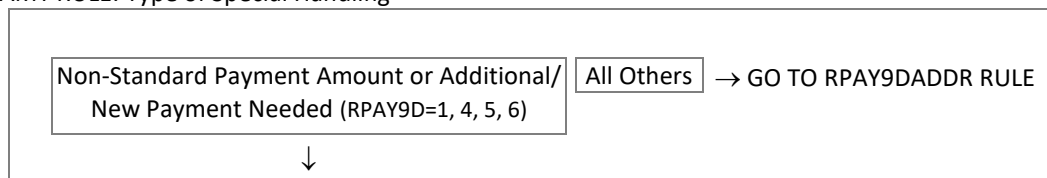
For WTRPREPAID=1 &
XEPDISPLAY=1 only; Exclusive of
4

5. Additional or new payment—electronic payment (U.S. addresses only)]

7. Other-specify (RPAY9DSPEC. *SPECIAL HANDLING - Other specify* Please specify other special handling needed. But, go back to temporary address to record address where payment should be sent. (String 500))

SIGNAL for RPAY7D=YES & RPAY9D<>CELL PAYMENT: INTERVIEW WAS COMPLETED USING CELL PHONE and CELL PHONE PAYMENT HAS BEEN OFFERED. Standard and non-standard payments: ENTER [3] to select cell phone payment.

RPAY9DAMT RULE: Type of Special Handling

Special Handling - Non-Standard Amount or Additional/New Payment

RPAY9DAMT. (CATI ONLY) *SPECIAL HANDLING - Non-standard payment amount*

DO NOT INCLUDE amount for cell phone payment here - a separate check must be issued for cell phone payment. Go back to RPay9d and select "3 - Cell phone payment"

[PREPAID: IWER: This interview was PREPAID \$[AMTPREPAID] but R reported the prepayment was not received or a different/additional payment is needed]

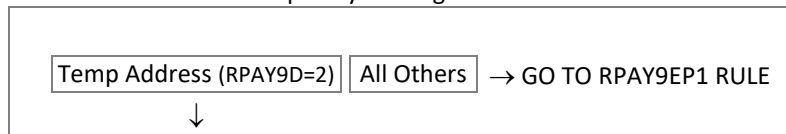
How much is the Respondent payment for this interview?

- The standard payment amount for this interview is \$[PAYMENT]
- Non-standard payment amounts can be \$[PAYMENT] to \$[PAYMENT*2]
- [PREPAID: Other payment amounts (e.g., in addition to prepaid amount) can be \$1.00 to \$[PAYMENT*2]]
- Ctrl-D and Ctrl-R not allowed

NOT PREPAID \$[PAYMENT] – [PAYMENT*2]

PREPAID \$1.00 – [PAYMENT*2]

RPAY9DADDR RULE: Whether Temporary Mailing Address Selected



Special Handling - Temporary Mailing Address**ADDRPAYMENT.RPAY9DADDR**

ADDRTYPE. Which address. Assigned.

8. Temporary Mailing

TITLE, NAMF, NAMM, NAML, SUFFIX, COUNTRY (CTRYNAME), ADDR1, APTSTE, ADDR2, CITY, STATE (STATEABBREV), ZIP. (CATI ONLY) *SPECIAL HANDLING - Temporary name and address*
Title -- e.g. "Mr", "Mrs", "Ms", "Miss", "Dr"

What is that name and address?

- If no title, PRESS [Enter] to continue
- Ctrl-D and Ctrl-R not allowed; For DK/RF, PRESS [Enter] to continue

String 6

First Name

- Ctrl-D and Ctrl-R not allowed; For DK/RF type [DK] or [RF]

String 20 CHECK for DK, RF, or DON'T KNOW entered: A valid address is required in order for us to makes a payment, including name, address line 1, city, state, sip/postal code and country. This payment will not be made until this information is provided.

Middle Name

- Ask for Middle Name but do not probe DK or RF
- If none, PRESS [Enter] to continue
- Ctrl-D and Ctrl-R not allowed; For DK/RF, PRESS [Enter] to continue

String 20

Last Name

- Ctrl-D and Ctrl-R not allowed; For DK/RF type [DK] or [RF]

String 20 CHECK for DK, RF, or DON'T KNOW entered: A valid address is required in order for us to makes a payment, including name, address line 1, city, state, sip/postal code and country. This payment will not be made until this information is provided.

Suffix -- e.g. "Sr", "Jr"

- If none, PRESS [Enter] to continue
- Ctrl-D and Ctrl-R not allowed; For DK/RF, PRESS [Enter] to continue

String 20

Country

- ENTER [185 UNITED STATES] for Puerto Rico, U.S. Virgin Islands, Guam, American Samoa or the Northern Mariana Islands

Select ▾ 1 – 193 (Defaults to 185/US)

In Care Of

Is there an "in care of" for this address?

- If none, PRESS [Enter] to continue
- Ctrl-D and Ctrl-R not allowed; For DK/RF, PRESS [Enter] to continue

String 40

Address 1

- IF R says the mailing address contains both a street address and PO Box: ENTER street address here (Address 1) and ENTER PO Box in Address 2
- Ctrl-D and Ctrl-R not allowed; For DK/RF type [DK] or [RF]

String 40 CHECK for DK, RF, or DON'T KNOW entered: A valid address is required in order for us to makes a payment, including name, address line 1, city, state, sip/postal code and country. This payment will not be made until this information is provided.

Apt/Suite

- If none, PRESS [Enter] to continue
- ENTER [Apt] or [Ste] plus numbers and /or letters
- Ctrl-D and Ctrl-R not allowed; For DK/RF, PRESS [Enter] to continue

String 10

Address 2

- IF R says the mailing address contains both a street address and PO Box: ENTER PO Box here (Address 2)
- If none, PRESS [Enter] to continue
- Ctrl-D and Ctrl-R not allowed; For DK/RF, PRESS [Enter] to continue

String 40

City

- Ctrl-D and Ctrl-R not allowed; For DK/RF type [DK] or [RF]

String 40 CHECK for DK, RF, or DON'T KNOW entered: A valid address is required in order for us to make a payment, including name, address line 1, city, state, zip/postal code and country. This payment will not be made until this information is provided.

State (For COUNTRY=185)

Select ▾ 1 – 57 (Assigned 57/FC if Country<>185)

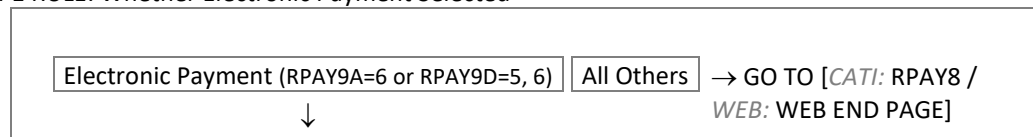
Zip Code

- Ctrl-D and Ctrl-R not allowed; For DK/RF ENTER all [0]'s

String 10

End RPAY9DADDR**Electronic Payment**

RPAY9EP1 RULE: Whether Electronic Payment Selected

*Assigned to Email*

RPAY9EP1. (CATI) How would you prefer JP Morgan Chase Bank to contact [RPAY4A=1: you / RPAY4A=2: [REFERENCE PERSON] / RPAY4A=3: [OTHER PAYEE]] in order to complete electronic payment, by email or text?

- Ctrl-D and Ctrl-R not allowed - we must have an email or cell phone to process electronic payments
- For DK/RF, GO BACK to RPAY9A and select a different payment option

1. Email 2. Text

(WEB) How would you prefer JP Morgan Chase Bank to contact [RPAY4A=1: you / RPAY4A=2: [REFERENCE PERSON] / RPAY4A=3: [OTHER PAYEE]] in order to complete electronic payment?

1. Email 2. Text

CHECK for NA: Your response is required.

RPAY9EPCKPT. CAI Checkpoint: Whether Email or Cell Phone Already Collected

EMAIL (RPAY9EP1=1)		TEXT (RPAY9EP1=2)	
1. Email collected (RPAY4A=1 and ((R=PROXY & RPAY1G=Yes) or (R=FUMEM & RPAY2G=Yes)))	2. Email not collected (RPAY4A=1 and ((R=PROXY & RPAY1G<>Yes) or (R=FUMEM & RPAY2G<>Yes))); or RPAY4A=2, 3)	3. Cell phone collected (RPAY4A=1 and ((R=PROXY & PROXYPH.WTRCELL=Yes); or (R=FUMEM & RPHONE.WTRCELL=Yes))); or RPAY4A=2 & RPHONE.WTRCELL=Yes; or RPAY4A=3 & OPPHONE.WTRCELL=Yes)	4. Cell phone not collected (RPAY4A=1 and ((R=PROXY & PROXYPH.WTRCELL<>Yes) or (R=FUMEM & RPHONE.WTRCELL<>Yes))); or RPAY4A=2 & RPHONE.WTRCELL<>Yes; or RPAY4A=3 & OPPHONE.WTRCELL<>Yes)
↓		GO TO RPAY9EP3	
		GO TO RPAY9EP4	GO TO RPAY9EP5

RPAY9EP2. (CAI) Earlier, we recorded [R=PROXY or R=FUMEM w/1 EMAIL: the following email address / R=FUMEM w/2 EMAILs: two email addresses] for you:

[READ EMAIL ADDRESSES TO R](#)

[R=PROXY: [RPAY1H] / R=FUMEM: [RPAY2H]]

[R=FUMEM w/2 EMAILs: [RPAY2J]]

[R=PROXY, or R=FUMEM w/1 EMAIL: Is this the email we should / R=FUMEM w/2 EMAILs: Which of these should we] provide to JP Morgan Chase Bank (for your electronic payment)?

- Ctrl-D and Ctrl-R not allowed - we must have an email to process electronic payments
- For DK/RF, GO BACK to RPAY9A and select a different payment option
- ENTER [5] if R does not want to use (one of) the email(s) reported earlier

1. [R=PROXY or R=FUMEM w/1 EMAIL: Yes / R=FUMEM w/2 2 EMAILs: [RPAY2H]]	→ (Assign RPAY9EP3) GO TO RPAY8
2. [R=FUMEM w/2 2 EMAILs: [RPAY2J]]	
5. [R=PROXY, or R=FUMEM w/2 1 EMAIL: No / R=FUMEM w/2 EMAILs: Different email address-specify]	→ GO TO RPAY9EP3

(WEB) You previously reported [R=PROXY or R=FUMEM w/1 EMAIL: the following email address / R=FUMEM w/2 EMAILs: two email addresses]:

[R=PROXY: [RPAY1H] / R=FUMEM: [RPAY2H]]

[R=FUMEM w/2 EMAILs: [RPAY2J]]

[R=PROXY or R=FUMEM w/1 EMAIL: Is this the email we should / R=FUMEM w/2 EMAILs: Which of these should we] provide to JP Morgan Chase Bank for your electronic payment?

1. [R=PROXY or R=FUMEM w/1 EMAIL: Yes / R=FUMEM w/2 EMAILs: [RPAY2H]]	→ (Assign RPAY9EP3) GO TO WEB END PAGE
2. [R=FUMEM w/2 EMAILs: [RPAY2J]]	
5. [R=PROXY or R=FUMEM w/1 EMAIL: No / R=FUMEM w/2 EMAILs: Provide a different email address]	→ GO TO RPAY9EP3

CHECK for NA: Your response is required.

RPAY9EP3. (CATI) What email address should we provide to JP Morgan Chase Bank (for [RPAY4A=1: your / RPAY4A=2: [REFERENCE PERSON]'s / RPAY4A=3: [OTHER PAYEE]'s] electronic payment)?

- ENTER email address, then READ BACK and VERIFY with Respondent
- If R prefers a text instead, GO BACK to RPAY9EP1 and ENTER [2]
- Ctrl-D and Ctrl-R not allowed - we must have an email or cell phone to process electronic payments
- For DK/RF, GO BACK to RPAY9A and select a different payment option

String 50 → GO TO RPAY8

(WEB) Please enter the email address that we should provide to JP Morgan Chase Bank for [RPAY4A=1: your / RPAY4A=2: [REFERENCE PERSON]'s / RPAY4A=3: [OTHER PAYEE]'s] electronic payment.

Email String 50 → GO TO WEB END PAGE

CHECK for NA: Your response is required.

CHECK: Please enter a valid address for email address.

RPAY9EP4. (CATI) Earlier, we recorded the following cell phone number for [RPAY4A=1: you / RPAY4A=2: [REFERENCE PERSON] / RPAY4A=3: [OTHER PAYEE]]:

[READ CELL PHONE NUMBER TO R](#)

[[PROXYPH.CELLPH/CELLFOR] / [RPHONE.CELLPH/CELLFOR] / [OPPHONE.CELLPH/CELLFOR]]

Is this the cell phone number we should provide to JP Morgan Chase Bank (for [RPAY4A=1: your / RPAY4A=2: [REFERENCE PERSON]'s / RPAY4A=3: [OTHER PAYEE]'s] electronic payment)?

- If R prefers an email instead, GO BACK to RPAY9EP1 and ENTER [1]
- Ctrl-D and Ctrl-R not allowed - we must have an email or cell phone to process electronic payments
- For DK/RF, GO BACK to RPAY9A and select a different payment option
- ENTER [5] if R does not want to use the cell phone reported earlier

1. Yes → (Assign RPAY9EP5)

5. No

GO TO RPAY8

GO TO RPAY9EP5

(WEB) You previously reported the following cell phone number for [RPAY4A=1: you / RPAY4A=2: [REFERENCE PERSON] / RPAY4A=3: [OTHER PAYEE]]:

[[PROXYPH.CELLPH/CELLFOR] / [REFERENCE PERSONHONE.CELLPH/CELLFOR] / [OPPHONE.CELLPH/CELLFOR]]

Is this the cell phone number we should provide to JP Morgan Chase Bank for [RPAY4A=1: your / RPAY4A=2: [REFERENCE PERSON]'s / RPAY4A=3: [OTHER PAYEE]'s] electronic payment?

1. Yes → (Assign RPAY9EP5)

5. No

GO TO WEB END PAGE

GO TO RPAY9EP5

CHECK for NA: Your response is required.

RPAY9EP5. (CATI) What cell phone number should we provide to JP Morgan Chase Bank (for [RPAY4A=1: your / RPAY4A=2: [REFERENCE PERSON]'s / RPAY4A=3: [OTHER PAYEE]'s] electronic payment)?

- ENTER cell phone number, then READ BACK and VERIFY with Respondent
- If R prefers an email instead, GO BACK to RPAY9EP1 and ENTER [1]
- Ctrl-D and Ctrl-R not allowed - we must have an email or cell phone to process electronic payments
- For DK/RF, GO BACK to RPAY9A and select a different payment option
- Please enter this phone number starting with the area code. Do not include a long distance code/prefix 1.

String 20

GO TO RPAY8

(WEB) Please enter the cell phone number that we should provide to JP Morgan Chase Bank for [RPAY4A=1: your / RPAY4A=2: [REFERENCE PERSON]'s / RPAY4A=3: [OTHER PAYEE]'s] electronic payment.

Please enter this phone number starting with the area code. Do not include a long distance code/prefix 1.

Cell Phone

String 20

GO TO WEB END PAGE

CHECK for NA: Your response is required.

CHECK: Please enter a 10 digit cell phone number.

CHECK for NO PAYMENT SELECTED (RPAY4A<>Declined and RPAY9A<>Check, Money Order, Cash, Electronic and RPAY9D<>Non-standard (EP), Additional/New (EP)): You must select an interview payment type at RPAY9A or RPAY9D.

Saliva Collection**SALIVACKPT: CAI Checkpoint. Whether Any FU Members Flagged for Saliva Collection**

At Least One FU Member Flagged Eligible for Saliva Collection (CYFUHU=FU & IWTYPE=1,3 & PYPERSINFO.SALIVA=1 & ((AddrPayment.RMailAddr.CNTRYCODE=185 & RPay3A=5) OR (Addr.Payment.RPay3B.Country=185 & AddrPayment.RMailAddr.CNTRYCODE=185 & RPay3A=1)))							9. No Eligible FU Members Flagged for Saliva Collection
FU CDS Eligible (CDSSample2=1 & CDSSample1=0)		FU TAS Eligible (CDSSample1=1 & CDSSample2=0)		FU CDS & TAS Eligible (CDSSample1=1 & CDSSample2=1)		8. No FU CDS or TAS Eligible (CDSSample1=0 & CDSSample2=0)	
1. Eligible CDS Child(ren) in FU At least 1 child is CYFUHU=FU & PYPERSINFO.CDSELIG=1	2. Eligible CDS Child(ren) not in FU No CYFUHU=FU child(ren) & PYPERSINFO.CDSELIG=1	3. Eligible TAS Young Adult(s) in FU At least one young adult is CYFUHU=FU & PYPERSINFO.TYELIG=1	4. Eligible TAS Young Adult(s) not in FU No CYFUHU=FU young adults & PYPERSINFO.TYELIG=1	5. Eligible CDS Child(ren) in FU At least 1 child is CYPERSINFO=FU & PYPERSINFO.CDSELIG=1	6. Eligible TAS Young Adult(s) in FU At least 1 child is CYPERSINFO=FU & PYPERSINFO.TYELIG=1	7. Eligible TAS/CDS Child/Young Adult not in FU No CYFUHU=FU children/young adults & PYPERSINFO.CDSELIG=1 & TYELIG=1	

GO TO [CATI: RPAY8 / WEB: WEB END PAGE]

Thank You

RPAY8. (CATI ONLY) Thank you, these are all the questions I have for you. As part of our quality control procedures, another interviewer from The University of Michigan may call you back to ask a few questions about this interview and to answer any questions you may have about the interview process.

[RPAY9A=6 or RPAY9d=5 or 6: Please check the email selected for payment for information from JP Morgan Chase Bank, including junk and spam folders, after 2 business days. The emailed link to accept payment to a US bank account will be active for 5 days. If payment is not accepted after a second reminder email then a check will be mailed to [RPAY4A=1: your / RPAY4A=2: [REFERENCE PERSON]'s / RPAY4A=3: [OTHER PAYEE]'s] provided address. / ALL OTHER =null]

- ENTER [1] to continue

1. Continue → GO TO RPAY10A

WEB END PAGE. (WEB ONLY) You have finished the interview. Thank you very much for your participation and your contributions to the Family Economics Study!

[RPAY9A=6: Please check the email selected for payment for information from JP Morgan Chase Bank, INCLUDING junk and spam folders, after 2 BUSINESS days.

The email will be sent from University of Michigan ISR.

The emailed link to accept payment to a US bank account will be active for 5 days.

If payment is not accepted after a second reminder email then a check will be mailed to [RPAY4A=1: your / RPAY4A=2: [REFERENCE PERSON]'s / RPAY4A=3: [OTHER PAYEE]'s] provided address. / ALL OTHER =null]

(*End of interview. Assign RPAY8=1, IWCOMPLETE=1, IWPARTIAL=0.*)

IWPAYWHO. Who Receives Interview Payment

1. Reference Person	2. Spouse	3. Partner	4. OFUM
5. Declined	6. Other payee	7. Proxy	8. None; Prepay okay

IWPAYAMT. Amount of Interview Payment

0.00	CATI & WEB: WTRPREPAID=1 & RPAY4PP=1; or WTRPREPAID=1 & RPAY4PP=2, 5 & RPAY4A=4; or WTRPREPAID=5 & RPAY4A=4
Payment (+ 10.00)	CATI & WEB: WTRPREPAID=5 & RPAY9A=1, 2, 6 (+ CELL PHONE IF RPAY9D=3)
RPay9c (+ RPay9c2)	CATI ONLY: WTRPREPAID=1 & RPAY4PP=2, 5 & RPAY9A=5 (+ CELL PHONE); or WTRPREPAID=5 & RPAY9A=5 (+ CELL PHONE)
RPay9dAmt (+ 10.00)	CATI ONLY: WTRPREPAID=1 & RPAY4PP=2, 5 & RPAY9A=7 & RPAY9D=1, 4, 5, 6 (+ CELL PHONE); or WTRPREPAID=5 & RPAY9A=7 & RPAY9D=1, 4, 5, 6 (+ CELL PHONE)

IWPAYMODE. Mode of Interview Payment

1. Check	<i>CATI & WEB:</i> WTRPREPAID=1 & RPAY4PP=2, 5 & (RPAY9A=1 OR RPAY9D=1, 4); or WTRPREPAID=5 & (RPAY9A=1 OR RPAY9D=1, 4)
2. Money order	<i>CATI ONLY:</i> WTRPREPAID=5 & RPAY9A=2
4. Declined	<i>CATI & WEB:</i> WTRPREPAID=1 & RPAY4PP=2, 5 & RPAY4A=4; or WTRPREPAID=5 & RPAY4A=4
5. Cash	<i>CATI ONLY:</i> WTRPREPAID=1 & RPAY4PP=2, 5 & RPAY9A=5; or WTRPREPAID=5 & RPAY9A=5
6. Electronic	<i>CATI & WEB:</i> WTRPREPAID=1 & RPAY4PP=2, 5 & (RPAY9A=6 or RPAY9D=5, 6); or WTRPREPAID=5 & (RPAY9A=6 or RPAY9D=5, 6)
7. None; Prepay okay	<i>CATI & WEB:</i> WTRPREPAID=1 & RPAY4PP=1

Locator 1

NOTE for CATI Interviews: If Locator 1 information has already been entered into MSMS, the data are pulled into the corresponding Blaise fields and updated by interviewer as needed.

RPAY10A. (CATI ONLY) Interviewer Checkpoint

- Did you or any other interviewer offer a Locator Fee to get this interview?

1. Yes 5. No → GO TO RPAY12

**ADDRPAYMENT.RPAY10B**

ADDRTYPE. Which address. Assigned.

6. Locator 1

TITLE, NAMF, NAMM, NAML, SUFFIX, CNTRYCODE (COUNTRY), INCO, ADDR1, APTSTE, ADDR2, CITY, STCODE (STATE), ZIP. (CATI ONLY) Title -- e.g. "Mr", "Mrs", "Ms", "Miss", "Dr"

Enter name and mailing address for Locator #1

- If no title, PRESS [Enter] to continue
- Ctrl-D and Ctrl-R not allowed; For DK/RF, PRESS [Enter] to continue

String 6

First Name

- Ctrl-D and Ctrl-R not allowed; For DK/RF type [DK] or [RF]

String 20 *CHECK for DK, RF, or DON'T KNOW entered: A valid address is required in order for us to makes a payment, including name, address line 1, city, state, sip/postal code and country. This payment will not be made until this information is provided.*

Middle Name

- Ask for Middle Name but do not probe DK or RF
- If none, PRESS [Enter] to continue
- Ctrl-D and Ctrl-R not allowed; For DK/RF, PRESS [Enter] to continue

String 20

Last Name

- Ctrl-D and Ctrl-R not allowed; For DK/RF type [DK] or [RF]

String 20 *CHECK for DK, RF, or DON'T KNOW entered: A valid address is required in order for us to makes a payment, including name, address line 1, city, state, sip/postal code and country. This payment will not be made until this information is provided.*

Suffix -- e.g. "Sr", "Jr"

- If none, PRESS [Enter] to continue
- Ctrl-D and Ctrl-R not allowed; For DK/RF, PRESS [Enter] to continue

String 20

Country

- ENTER [185 UNITED STATES] for Puerto Rico, U.S. Virgin Islands, Guam, American Samoa or the Northern Mariana Islands

Select ▾ 1 – 193 (Defaults to 185/US)

In Care Of

- If none, PRESS [Enter] to continue
- Ctrl-D and Ctrl-R not allowed; For DK/RF, PRESS [Enter] to continue

String 40

Address 1

- IF R says the mailing address contains both a street address and PO Box: ENTER street address here (Address 1) and ENTER PO Box in Address 2
- Ctrl-D and Ctrl-R not allowed; For DK/RF type [DK] or [RF]

String 40 *CHECK for DK, RF, or DON'T KNOW entered: A valid address is required in order for us to makes a payment, including name, address line 1, city, state, sip/postal code and country. This payment will not be made until this information is provided.*

Apt/Suite

- If none, PRESS [Enter] to continue
- ENTER [Apt] or [Ste] plus numbers and /or letters
- Ctrl-D and Ctrl-R not allowed; For DK/RF, PRESS [Enter] to continue

String 10

Address 2

- IF R says the mailing address contains both a street address and PO Box: ENTER PO Box here (Address 2)
- If none, PRESS [Enter] to continue
- Ctrl-D and Ctrl-R not allowed; For DK/RF, PRESS [Enter] to continue

String 40

City

- Ctrl-D and Ctrl-R not allowed; For DK/RF type [DK] or [RF]

String 40 *CHECK for DK, RF, or DON'T KNOW entered: A valid address is required in order for us to makes a payment, including name, address line 1, city, state, sip/postal code and country. This payment will not be made until this information is provided.*

State (For COUNTRY=185)

Select ▾ 1 – 57 (Assigned 57/FC if Country<>185)

Zip Code

- Ctrl-D and Ctrl-R not allowed; For DK/RF ENTER all [0]'s

String 10

SIGNAL for Locator 1: IWER: Make sure that Locator's name and address are complete. Payments will NOT be made to incomplete names or addresses. If any field is Missing/DK/RF, SUSPEND the interview until you have the correct information.

End RPAY10B

ADDRPAYMENT.L1PHONE

ADDRTYPE. Which phone. Assigned.

6. Locator 1

WTRCELL. (CATI ONLY) Does [RPAY10B.NAMF] [RPAY10B.NAML] have a cell phone?

- Ctrl-D and Ctrl-R not allowed; For DK/RF ENTER [5]

1. Yes **5. No** → GO TO WTRHOME



CELLPH. (CATI ONLY) Cell Phone - Area Code and Telephone Number

What is the area code and phone number?

- If foreign phone, PRESS [ENTER] to go to foreign phone field
- Ctrl-D and Ctrl-R not allowed; For DK/RF, GO BACK and ENTER [5] at WtrCell
- Please enter this phone number starting with the area code. Do not include a long distance code/prefix 1.

[ENTER] () - - - - - → GO TO WTRHOME



CHECK: Please enter a 10 digit cell phone number.

CELLFOR. (CATI ONLY) Cell Phone - Foreign Number

(What is the area code and phone number?)

- Ctrl-D and Ctrl-R not allowed; For DK/RF, GO BACK and ENTER [5] at WtrCell

String 20

WTRHOME. (CATI ONLY) Does [RPAY10B.NAMF] [RPAY10B.NAML] have a home phone?

- Ctrl-D and Ctrl-R not allowed; For DK/RF ENTER [5]

1. Yes 5. No → GO TO RPAY10GG



HOMEPH. (CATI ONLY) Home Phone - Area Code and Telephone Number

What is the area code and phone number?

- If foreign phone, PRESS [ENTER] to go to foreign phone field
- Ctrl-D and Ctrl-R not allowed; For DK/RF, GO BACK and ENTER [5] at WtrHome
- Please enter this phone number starting with the area code. Do not include a long distance code/prefix 1.

[ENTER] () - - - - - → GO TO RPAY10GG



CHECK: Please enter a 10 digit home phone number.

HOMEFOR. (CATI ONLY) Home Phone - Foreign Number

(What is the area code and phone number?)

- Ctrl-D and Ctrl-R not allowed; For DK/RF, GO BACK and ENTER [5] at WtrHome

String 20

End L1PHONE

RPAY10GG. (CATI ONLY) What is (his/her) relationship to [REFERENCE PERSON]?

1. Mother	2. Father	3. Son	4. Daughter	5. Sister	6. Brother
7. Aunt	8. Uncle	9. Grandmother	10. Grandfather	11. Friend	12. Father-in-law
13. Mother-in-law	14. Cousin	97. Other-Specify (RPAY10GGSPEC. Specify. (String 50))			

RPAY10H. (CATI ONLY) How much did you offer Locator #1?

- Ctrl-D and Ctrl-R not allowed

10. Ten dollars (\$10) 15. Fifteen dollars (\$15) 20. Twenty dollars (\$20) - with TL approval

RPAY10I. (CATI ONLY) Can Locator #1 be paid by check or did (he/she) request a money order?

- Ctrl-D and Ctrl-R not allowed

1. Check 2. Money Order 3. Cash 4. Declined Payment DK/RF

GO TO RPAY11A



GO TO RPAY11A

RPAY10J. (CATI ONLY) When was Locator #1 paid?

- ENTER MM/DD/[CYEAR], with or without slashes
- Ctrl-D and Ctrl-R not allowed

/ / [CYEAR]

Locator 2

NOTE for CATI Interviews: If Locator 2 information has already been entered into MSMS, the data are pulled into the corresponding Blaise fields and updated by interviewer as needed.

RPAY11A. (CATI ONLY) Interviewer Checkpoint

- Was there a second Locator Fee offered for this interview?

→ GO TO RPAY12



ADDRPAYMENT.RPAY11B

ADDRTYPE. Which address. Assigned.

TITLE, NAMF, NAMM, NAML, SUFFIX, CNTRYCODE (COUNTRY), INCO, ADDR1, APTSTE, ADDR2, CITY, STCODE (STATE), ZIP. (CATI ONLY) Title -- e.g. "Mr", "Mrs", "Ms", "Miss", "Dr"

Enter name and mailing address for Locator #2

- If no title, PRESS [Enter] to continue
- Ctrl-D and Ctrl-R not allowed; For DK/RF, PRESS [Enter] to continue

String 6

First Name

- Ctrl-D and Ctrl-R not allowed; For DK/RF type [DK] or [RF]

String 20 CHECK for DK, RF, or DON'T KNOW entered: A valid address is required in order for us to makes a payment, including name, address line 1, city, state, sip/postal code and country. This payment will not be made until this information is provided.

Middle Name

- Ask for Middle Name but do not probe DK or RF
- If none, PRESS [Enter] to continue
- Ctrl-D and Ctrl-R not allowed; For DK/RF, PRESS [Enter] to continue

String 20

Last Name

- Ctrl-D and Ctrl-R not allowed; For DK/RF type [DK] or [RF]

String 20 CHECK for DK, RF, or DON'T KNOW entered: A valid address is required in order for us to makes a payment, including name, address line 1, city, state, sip/postal code and country. This payment will not be made until this information is provided.

Suffix -- e.g. "Sr", "Jr"

- If none, PRESS [Enter] to continue
- Ctrl-D and Ctrl-R not allowed; For DK/RF, PRESS [Enter] to continue

String 20

Country

- ENTER [185 UNITED STATES] for Puerto Rico, U.S. Virgin Islands, Guam, American Samoa or the Northern Mariana Islands

1 – 193 (Defaults to 185/US)

In Care Of

- If none, PRESS [Enter] to continue
- Ctrl-D and Ctrl-R not allowed; For DK/RF, PRESS [Enter] to continue

String 40

Address 1

- IF R says the mailing address contains both a street address and PO Box: ENTER street address here (Address 1) and ENTER PO Box in Address 2
- Ctrl-D and Ctrl-R not allowed; For DK/RF type [DK] or [RF]

String 40 CHECK for DK, RF, or DON'T KNOW entered: A valid address is required in order for us to makes a payment, including name, address line 1, city, state, sip/postal code and country. This payment will not be made until this information is provided.

Apt/Suite

- If none, PRESS [Enter] to continue
- ENTER [Apt] or [Ste] plus numbers and /or letters
- Ctrl-D and Ctrl-R not allowed; For DK/RF, PRESS [Enter] to continue

String 10

Address 2

- IF R says the mailing address contains both a street address and PO Box: ENTER PO Box here (Address 2)
- If none, PRESS [Enter] to continue
- Ctrl-D and Ctrl-R not allowed; For DK/RF, PRESS [Enter] to continue

String 40

City

- Ctrl-D and Ctrl-R not allowed; For DK/RF type [DK] or [RF]

String 40 CHECK for DK, RF, or DON'T KNOW entered: A valid address is required in order for us to makes a payment, including name, address line 1, city, state, sip/postal code and country. This payment will not be made until this information is provided.

State (For COUNTRY=185)

Select ▾ 1 – 57 (Assigned 57/FC if Country<>185)

Zip Code

- Ctrl-D and Ctrl-R not allowed; For DK/RF ENTER all [0]'s

String 10

SIGNAL for Locator 2: IWER: Make sure that Locator's name and address are complete. Payments will NOT be made to incomplete names or addresses. If any field is Missing/DK/RF, SUSPEND the interview until you have the correct information.

End RPAY11B**ADDRPAYMENT.L2PHONE**

ADDRTYPE. Which phone. Assigned.

7. Locator 2

WTRCELL. (CATI ONLY) Does [RPAY11B.NAMF] [RPAY11B.NAML] have a cell phone?

- Ctrl-D and Ctrl-R not allowed; For DK/RF ENTER [5]

1. Yes 5. No → GO TO WTRHOME



RPAY11J. (CATI ONLY) When was Locator #2 paid?

- ENTER MM/DD/[CYEAR], with or without slashes
- Ctrl-D and Ctrl-R not allowed

__ / __ / [CYEAR]

Payment Problems

RPAY12. (CATI ONLY) Were there any Respondent or Locator payment problems reported by this Respondent?

☐ 1. Yes ☐ 5. No → GO TO INTERVIEW END SECTION



RPAY12SPEC. (CATI ONLY) Please provide details of payment issue.

String 500

GO TO INTERVIEW END SECTION

End ADDRPAYMENT

CATI Interview End

[TOC](#)

IWCOMPLETE. (CATI ONLY) You have reached the end of the Interview.

- ENTER [1] to complete.

1. Interview (Module) Complete

IWPARTIAL. (CATI ONLY) Is this a Completed interview or an [approved](#) Partial interview?

- ENTER [0] for a COMPLETED interview
- ENTER [1005] for a PARTIAL interview

0. Completed IW	1005. Partial IW
-----------------	------------------

SIGNAL for IWPARTIAL=1005: IWER: Are you sure that this is an APPROVED Partial interview? If you have approval from your TL to make this a Partial interview, click Suppress to continue. Otherwise, if this is a Completed interview, click Close and ENTER [0].