

P. 312/313 (457685/457727)

For Office Use Only

For Office Use Only	SURVEY RESEARCH CENTER INSTITUTE FOR SOCIAL RESEARCH THE UNIVERSITY OF MICHIGAN ANN ARBOR, MICHIGAN
• <input type="text"/> <input type="text"/> <input type="text"/> <input type="text"/> 68 ID • <input type="text"/> <input type="text"/> <input type="text"/> <input type="text"/> <input type="text"/> <input type="text"/> <input type="text"/> <input type="text"/> 91 ID For Office Use Only	1. INTERVIEWER'S LABEL <u>OR</u> TF INTERVIEWER ID: <u>0</u> _____

•2. Your Iw. No. _____

•3. Iw. Date _____

•4. Iw. Length _____ MINUTES

5. Post-edit Length _____ MINUTES

6. 68-91 ID# -

IF SPLITOFF: PERSON NUMBER

BEFORE YOU BEGIN:

For REINTERVIEW (gray) and REINTERVIEW RECONTACT (pink) Coversheets, affix 1991 OFUM label to G71 grid, p. 67, if there is such a label stapled to p. 2 of the coversheet.

REVIEWED:

BY SUPERVISOR _____ (DATE)

BY FIELD OFFICE _____ (DATE)

For Office Use Only

REMEMBER: NO NAMES OR OTHER IDENTIFYING INFORMATION MAY BE WRITTEN IN QUESTIONNAIRE!

•7. Who was your Respondent? _____
 RELATIONSHIP TO HEAD

•8. Total number of calls required to obtain interview (see item 15 of Coversheet):

•9. Language of interview was [CHECK ALL THAT APPLY]:

1. ENGLISH	2. SPANISH	3. OTHER (SPECIFY): _____
------------	------------	---------------------------

THUMBNAIL SKETCH

REMEMBER: NO NAMES OR OTHER IDENTIFYING INFORMATION MAY BE WRITTEN IN QUESTIONNAIRE!

TN1. Are there people living in this household unit (HU) who are **not** included in this family unit (FU)?

YES

NO

→GO TO TN2



Explain situation: _____

TN2. Please provide a few words about this FU which might help editors and coders understand any **potentially confusing family situations** or relationships (such as the fact that parents of grandchildren do not live in HU, who the actual parents of stepchildren and grandchildren are, etc.):

TN3. Elaborate on any **ambiguous or conflicting information** in this interview that you want editors and coders to know about:

TN4. How would you describe the interview situation? Please add any other clarifying remarks that will be helpful to editors and coders when this interview is processed. If this FU should be **recontacted for missing information** from Ann Arbor, is there something else we should be aware of?

SECTION A: MARITAL STATUS AND HOUSING

A1. INTERVIEWER CHECKPOINT: SEE GRAY REINTERVIEW/PINK REINTERVIEW RECONTACT/GOLDENROD LATINO RECONTACT COVERSHEET, (P. 2)--ITEMS 18a AND 21a OR GREEN SPLITOFF/LIME SPLITOFF RECONTACT/BRIGHT ORANGE SAMPLE RECONTACT COVERSHEET, (P. 2)--ITEM 18a.

A. ALL HU MEMBERS ARE FU MEMBERS

B. ONE OR MORE HU MEMBERS ARE NOT FU MEMBER(S) BECAUSE:

a. HAVE OWN COVERSHEET(S)

b. LIVING WITH THIS FU ONLY TEMPORARILY

c. OTHER (SPECIFY): _____

↓

INFORM R THAT THESE PERSONS ARE NOT TO BE INCLUDED IN INTERVIEW

↓

A2. TIME START: _____

•A3. Are you (HEAD) married, widowed, divorced, separated, or have you never been married?

1. MARRIED	3. WIDOWED	4. DIVORCED, ANNULLED	5. SEPARATED	2. NEVER MARRIED
------------	------------	--------------------------	--------------	---------------------

•A4. Do you live in a one-family house, a two-family house, an apartment, a mobile home, or what?

[IF R ANSWERS "CONDO," PROBE FOR TYPE OF DWELLING]

1. ONE-FAMILY	2. TWO-FAMILY; DUPLEX	3. APARTMENT	4. MOBILE HOME	6. ROW HOUSE; TOWN HOUSE
---------------	--------------------------	--------------	-------------------	-----------------------------

7. OTHER (SPECIFY): _____

A5. INTERVIEWER CHECKPOINT

SEE FU LISTING, (P. 2 OF COVERSHEET)	
EITHER HEAD OR WIFE/"WIFE" IS AGE 55 OR OLDER	ALL OTHERS
	NEXT PAGE, A15



•A6. Do you live in a retirement community, senior citizens' housing complex, nursing home, a home for the aged, or an adult foster care facility?

1. YES

5. NO

NEXT PAGE, A15



•A7. Which kind is that?

1. RETIREMENT
COMMUNITY

2. SENIOR CITIZENS'
HOUSING COMPLEX

3. NURSING
HOME

4. HOME FOR
AGED

5. ADULT FOSTER
CARE FACILITY

•A8. We are interested in personal services you might get in addition to housing. At your (TYPE OF RESIDENCE FROM A7), do you get medication or injections from a registered nurse?

1. YES

5. NO

•A9. Meals?

1. YES

5. NO

•A10. Maid service or cleaning?

1. YES

5. NO

•A11. Anything else?

1. YES

5. NO


NEXT PAGE, A13



•A12. What is that? _____

•A13. INTERVIEWER CHECKPOINT

SEE A8-A11 (P. 2)--SERVICES PROVIDED	
1. "YES" TO A8 OR A9 OR A10 OR A11	5. "NO" TO A8 AND A9 AND A10 AND A11 GO TO A15



•A14. Are those services included as part of the cost of housing or do you pay for them separately?

1. ALL INCLUDED	2. SOME INCLUDED, SOME SEPARATE	3. ALL SEPARATELY
-----------------	------------------------------------	-------------------

•A15. How is your (home/apartment) heated--with gas, electricity, oil, or what? [CHECK ALL THAT APPLY]

01. GAS	02. ELECTRICITY	03. OIL	OTHER (SPECIFY):	98. DK
---------	-----------------	---------	------------------	--------

•A16. How many rooms do you have (for your family) not counting bathrooms?

_____ ROOMS FOR FU ONLY

•A17. There are government programs that give money to people to help them pay for heating their homes. Did you receive help with heating bills from any government program last winter (1991-1992)?

1. YES	5. NO → NEXT PAGE, A19
--------	------------------------



•A18. About how much did that amount to altogether? \$ _____ PER _____

•A19. Do you (or anyone else in your family living there) own the (home/apartment), pay rent, or what?

1. ANY FU MEMBER OWNS OR IS BUYING

5. FU PAYS RENT

8. FU NEITHER OWNS NOR RENTS



NEXT PAGE, A31

NEXT PAGE, A36

A20. Could you tell me what the present value of your (house/apartment/farm) is--I mean about how much would it bring if you sold it today?

\$ _____ HOUSE VALUE

A21. About how much are your total yearly property taxes, including city, county, and school taxes?

\$ _____ PROPERTY TAX PER YEAR

A22. How much is your total yearly homeowner's insurance premium?

\$ _____ INSURANCE PER YEAR

•A23. Do you have a mortgage on this property?

1. YES: MORTGAGE, LAND CONTRACT, DEED OF TRUST, OR HOME EQUITY LOAN

5. NO → TURN TO P. 6, A40



	1st MORTGAGE	2nd MORTGAGE
A24. About how much is the remaining principal on this mortgage?	\$ _____	\$ _____
A25. How much are your monthly mortgage payments?	\$ _____	\$ _____
A26. How many years have you been paying on it?	_____ YEARS	_____ YEARS
•A27. About how many <u>more</u> years will you have to pay on it?	_____	_____
	↓	GO TO A29
<p>•A28. Do you also have a second mortgage?</p> <p>1. YES 5. NO</p> <p>ASK A24-A27 AGAIN FOR SECOND MORTGAGE</p>		
↓		
•A29. Do your mortgage payments include property taxes?	1. YES	5. NO
•A30. Do your payments include insurance premiums?	1. YES	5. NO
<p>TURN TO P. 6, A40</p>		

IF FU PAYS RENT

A31. About how much rent do you pay a month? [IF FU LIVES WITH NON-FU MEMBERS, PROBE: Is that only your (FU's) share of the rent?]

\$_____ FU'S SHARE OF RENT PER MONTH

•A32. Is this (house/apartment) rented fully furnished?

1. YES 5. NO

•A33. Is heating included in your monthly rent?

1. YES 5. NO

•A34. Is this (house/apartment) in a public housing project, that is, is it owned by a local housing authority or other public agency?

1 YES → NEXT PAGE, A40 5. NO



•A35. Are you paying lower rent because the Federal, State, or local government is paying part of the cost? [COST OF RENT]

1. YES 5. NO

NEXT PAGE, A40

IF FU NEITHER OWNS NOR RENTS

•A36. How is that? _____

A37. How much would it rent for if it were rented? [IF FU LIVES WITH NON-FU MEMBERS, PROBE: Would that be for your (FU's) share only?]

\$_____ PER MONTH **OR** \$_____ PER YEAR

•A38. Is this (house/apartment) in a public housing project, that is, is it owned by a local housing authority or other public agency?

1. YES → NEXT PAGE, A40 5. NO



•A39. Are you paying no rent because the Federal, State, or local government is paying all of it?

1. YES 5. NO

•A40. Do you have air conditioning?

1. YES

5. NO



GO TO A42

•A41. Do you have it in all your rooms, or only in some of them?

1. ALL

2. SOME

•A42. Have you (HEAD) moved any time since the spring of 1991?

1. YES

5. NO

→ GO TO A45



•A43. What month and year was that? (MOST RECENT MOVE)

MONTH

YEAR

•A44. Why did you (HEAD) move? _____

•A45. Do you think you (HEAD) might move in the next couple of years?

1. YES, MIGHT OR MAYBE

5. NO

8. DON'T KNOW



TURN TO P. 8, SECTION B

•A46. Would you say you definitely will move, probably will move, or are you more uncertain?

1. DEFINITELY

2. PROBABLY

3. MORE UNCERTAIN

•A47. Why (will/might) you move? _____

THIS IS A BLANK PAGE

SECTION B: EMPLOYMENT OF HEAD

•B1. We would like to know about what you do--are you (HEAD) working now, looking for work, retired, keeping house, a student, or what?

[IF R MENTIONS CODES 1-3, CHECK ONE AND ONLY ONE BOX, AND NONE FROM 4-8]

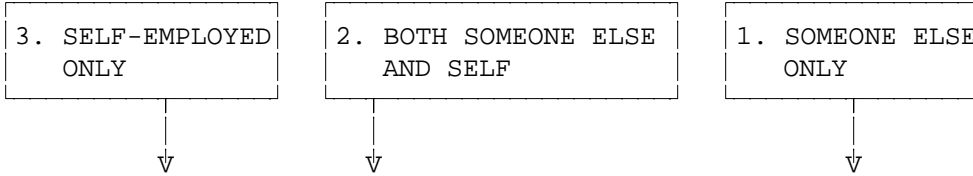
1. WORKING NOW	2. <u>ONLY</u> TEMPORARILY LAID OFF, SICK LEAVE OR MATERNITY LEAVE	3. LOOKING FOR WORK, UNEMPLOYED
----------------	--	---------------------------------

NEXT PAGE, B4

[IF R MENTIONS ONLY CODES 4-8, CHECK AS MANY AS APPLY]

4. RETIRED	→ •B2. In what year did you (HEAD) retire? _____	•B3. Are you (HEAD) doing <u>any</u> work for money now at all? <table border="1" style="width: 100%;"> <tr> <td style="width: 50%; text-align: center;">1. YES</td> <td style="width: 50%; text-align: center;">5. NO</td> </tr> </table> <p style="text-align: center;">NEXT PAGE, B4 TURN TO P. 21, SECTION C</p>	1. YES	5. NO
1. YES	5. NO			
5. PERMANENTLY DISABLED	→			
6. KEEPING HOUSE	→			
7. STUDENT	→			
8. OTHER (SPECIFY): _____	→			

•B4. On your **main** job, are you (HEAD) self-employed, are you employed by someone else, or what?



•B5. Is that an unincorporated business or a corporation?

1. UNINCORPORATED
2. CORPORATION

•B6. Do you (HEAD) work for the federal, state, or local government, a private company, or what?

1. FEDERAL GOV'T	2. STATE GOV'T	3. LOCAL GOV'T
4. PRIVATE NON-GOV'T	9. DON'T KNOW	

7. OTHER (SPECIFY): _____

•B7. Is your current job covered by a union contract?

1. YES	5. NO → GO TO B9
--------	------------------

↓

•B8. Do you belong to that labor union?

1. YES	5. NO
--------	-------

*B9. What is your (HEAD'S) main occupation? What sort of work do you do?

				•				•		
OCC					IND					

B10. What are your most important activities or duties? _____

B11. What kind of business or industry is that in? _____

•B12. (On your main job,) are you (HEAD) salaried, paid by the hour, or what?

1. SALARIED

3. PAID BY HOUR

7. OTHER



*B13. How much is your salary?

\$ _____ PER WEEK

OR

\$ _____ PER MONTH

OR

\$ _____ PER YEAR

•REG

•B14. If you were to work more hours than usual during some week, would you get paid for those extra hours of work?

1. YES

5. NO



NEXT PAGE, B20

*B15. About how much would you make per hour for those extra hours?

\$ _____ PER HOUR

TIME AND A HALF

DOUBLE TIME

•OT

NEXT PAGE, B20

*B16. What is your hourly wage rate for your regular work time?

\$ _____ PER HOUR

•REG

*B17. What is your hourly wage rate for overtime?

\$ _____ PER HOUR

TIME AND A HALF

DOUBLE TIME

OTHER (SPECIFY):

•OT

NEXT PAGE, B20

•B18. How is that?

*B19. If you worked an extra hour, how much would you earn for that hour?

\$ _____ PER HOUR

•OT

NEXT PAGE, B20

•B20. Have you (HEAD) been looking for another job during the past four weeks?

1. YES

5. NO →GO TO B22



•B21. What have you been doing the last four weeks to find another job? [CHECK ALL THAT APPLY]

A. CHECKED WITH PUBLIC EMPLOYMENT AGENCY

NOTHING

B. CHECKED WITH PRIVATE EMPLOYMENT AGENCY

C. CHECKED WITH CURRENT EMPLOYER DIRECTLY

D. CHECKED WITH OTHER EMPLOYER DIRECTLY

E. CHECKED WITH FRIENDS OR RELATIVES

F. PLACED OR ANSWERED ADS

G. OTHER (SPECIFY):

B22. INTERVIEWER CHECKPOINT

SEE B4, (P. 9)--WHETHER SELF-EMPLOYED

A. HEAD WORKS FOR SOMEONE ELSE **ONLY**

B. ALL OTHERS →NEXT PAGE, B24



*B23. How many years' experience do you (HEAD) have altogether with your present employer?

_____ MONTHS **OR** _____ YEARS

•
 MOS

- B24. In what month and year did you start working for (your present employer/yourself)? Please give us your most recent start date if you have gone to work for (them/yourself) more than once. [IF NECESSARY: What would be your best guess? Did you start before 1991?]

MONTH		DAY [IF VOLUNTEERED]				
1991	1992	96. 1991 OR 1992, DK WHICH		OTHER YEAR:	97. BEFORE 1991, DK EXACT YEAR	98. DK YEAR AT ALL
↓	↓	↓	↓	↓	↓	↓

<p>•B25. Is that when you <u>started</u> working in your <u>present</u> (<u>position/work situation</u>)?</p> <p>1. YES 5. NO</p> <p>NEXT PAGE, B37</p>	<p>•B30. In what month and year did you start working in your present (position/work situation)?</p> <table border="1"> <tr> <td colspan="2">MONTH</td> <td colspan="2">DAY [IF VOLUNTEERED]</td> </tr> <tr> <td>1991</td> <td>1992</td> <td colspan="2">OTHER YEAR:</td> </tr> </table> <p>NEXT PAGE, B40</p>	MONTH		DAY [IF VOLUNTEERED]		1991	1992	OTHER YEAR:		<p>•B31. In what month and year did you start working in your present (position/work situation)?</p> <table border="1"> <tr> <td colspan="2">MONTH</td> <td colspan="2">DAY [IF VOLUNTEERED]</td> </tr> <tr> <td>1991</td> <td>1992</td> <td colspan="2">OTHER YEAR:</td> </tr> </table> <p>GO TO B34</p> <p>NEXT PAGE, B39</p>	MONTH		DAY [IF VOLUNTEERED]		1991	1992	OTHER YEAR:	
MONTH		DAY [IF VOLUNTEERED]																
1991	1992	OTHER YEAR:																
MONTH		DAY [IF VOLUNTEERED]																
1991	1992	OTHER YEAR:																
<p>•B26. In what month and year did you start working in your <u>present</u> (<u>position/work situation</u>)?</p> <table border="1"> <tr> <td colspan="2">MONTH</td> <td colspan="2">DAY [IF VOLUNTEERED]</td> </tr> <tr> <td>1991</td> <td>→GO TO B29</td> <td>1992</td> <td>↓</td> </tr> </table>	MONTH		DAY [IF VOLUNTEERED]		1991	→GO TO B29	1992	↓	<p>•B32. Did you change (positions/work situations) with this employer at any time during 1991?</p> <p>1. YES 5. NO →NEXT PAGE, B39</p>	<p>•B33. In what month did that happen?</p> <p>MONTH</p> <hr/> <hr/> <hr/> <hr/>								
MONTH		DAY [IF VOLUNTEERED]																
1991	→GO TO B29	1992	↓															
<p>•B27. Did you change (positions/work situations) with this employer at any time during 1991?</p> <p>1. YES 5. NO →NEXT PAGE, B35</p>	<p>•B34. Was that a promotion with higher pay, a major change in your duties but with the same pay, or what?</p> <hr/> <hr/> <hr/> <hr/>																	
<p>•B28. In what month did that happen?</p> <p>MONTH</p> <hr/> <hr/> <hr/> <hr/> <p>NEXT PAGE, B35</p>	<p>•B29. Was that a promotion with higher pay, a major change in your duties but with the same pay, or what?</p> <hr/> <hr/> <hr/> <hr/> <p>NEXT PAGE, B35</p>	<p>NEXT PAGE, B39</p>																

*B35. What was your (HEAD'S) occupation when you started working for that employer in 1991? What sort of work did you do?

•

--	--	--

OCC

B36. What were your most important activities or duties?

*B37. What was your starting salary or wage at that time?

\$ _____ PER _____

•

--	--	--	--

RATE

•B38. And how many hours a week did you work when you started?

_____ HOURS PER WEEK

•B39. In which months during 1991 were you working for that employer as your main job?

ALL

OR

JAN

FEB

MAR

APR

MAY

JUNE

JULY

AUG

SEPT

OCT

NOV

DEC

•B40. Did you have any (other) **main-job** employers at any time during 1991? Again, if you were self-employed on a main job, count yourself as an employer.
[IWER: HEAD CANNOT HAVE MORE THAN ONE MAIN JOB AT A TIME.]

1. YES

5. NO

 → TURN TO P. 16, B60

↓

•B41. In what month and year did you start working for that (other) main-job employer?

_____ MONTH _____ DAY [IF VOLUNTEERED]

YEAR:

--

97. BEFORE 1991, DK EXACT YEAR

98. DK YEAR AT ALL

•B42. In which months during 1991 were you working for that employer?

ALL

OR

JAN

FEB

MAR

APR

MAY

JUNE

JULY

AUG

SEPT

OCT

NOV

DEC

•B43. On this main job, were you (HEAD) self-employed, were you employed by someone else, or what?

3. SELF-EMPLOYED ONLY	2. BOTH SOMEONE ELSE AND SELF	1. SOMEONE ELSE ONLY
↓	↓	↓

<p>•B44. Was that an unincorporated business or a corporation?</p> <div style="border: 1px solid black; padding: 2px; margin: 5px 0;">1. UNINCORPORATED</div> <div style="border: 1px solid black; padding: 2px; margin: 5px 0;">2. CORPORATION</div>	<p>•B45. Did you (HEAD) work for the federal, state, or local government, a private company, or what?</p> <table style="width: 100%; text-align: center;"> <tr> <td style="border: 1px solid black; padding: 5px;">1. FEDERAL GOV'T</td> <td style="border: 1px solid black; padding: 5px;">2. STATE GOV'T</td> <td style="border: 1px solid black; padding: 5px;">3. LOCAL GOV'T</td> </tr> <tr> <td style="border: 1px solid black; padding: 5px;">4. PRIVATE NON-GOV'T</td> <td style="border: 1px solid black; padding: 5px;">9. DON'T KNOW</td> <td></td> </tr> </table> <div style="border: 1px solid black; padding: 5px; margin-top: 10px;">7. OTHER (SPECIFY): _____</div>	1. FEDERAL GOV'T	2. STATE GOV'T	3. LOCAL GOV'T	4. PRIVATE NON-GOV'T	9. DON'T KNOW	
1. FEDERAL GOV'T	2. STATE GOV'T	3. LOCAL GOV'T					
4. PRIVATE NON-GOV'T	9. DON'T KNOW						

*B46. What was your occupation when you first started working for them? What sort of work did you do?

•

--	--	--

OCC

B47. What were your most important activities or duties?

*B48. What kind of business or industry was that in?

•

--	--	--

IND

*B49. What was your starting wage or salary with that employer?

\$ _____ PER _____

•

--	--	--	--

RATE

•B50. And how many hours a week did you work when you first started?

_____ HOURS PER WEEK

•B51. During 1991, did your job title or position with that main job employer change?

1. YES	5. NO	→ GO TO B54
↓		

•B52. In what month did that happen?

MONTH

•B53. Was that a promotion with higher pay, a major change in your duties but with the same pay, or what?

•B54. Have you stopped working for that **main job** employer?

1. YES	5. NO	→GO TO B59
↓		

•B55. In what month and year did you stop working for that employer?

	1991	1992	98. 1991 or 1992, DK WHICH
_____	_____	_____	
MONTH	DAY [IF VOLUNTEERED]		

•B56. What happened with that employer--did the company go out of business, were you (HEAD) laid off, did you quit, or what?

*B57. What was your (HEAD'S) final wage or salary when you left that employer?

\$ _____ PER _____

--	--	--	--

RATE

•B58. And how many hours a week did you work just before you left?

_____ HOURS PER WEEK

•B59. Did you have any other **main-job** employers at any time during 1991? (Remember to count yourself as an employer if you were self-employed then on a **main job**.)

1. YES	5. NO	→NEXT PAGE, B60
--------	-------	-----------------

TURN TO PINK
WORK HISTORY
SUPPLEMENT

CONVERSION TABLE: WEEK EQUIVALENTS

<u>DAYS TO WEEKS</u> (BASED ON 5-DAY WORK WEEK)		<u>MONTHS TO WEEKS</u>	
1 DAY	= .2 WEEKS	1 MONTH	= 4.3 WEEKS
2 DAYS	= .4 WEEKS	2 MONTHS	= 8.6 WEEKS
3 DAYS	= .6 WEEKS	3 MONTHS	= 13.0 WEEKS
4 DAYS	= .8 WEEKS	4 MONTHS	= 17.3 WEEKS
5 DAYS	= 1.0 WEEKS	5 MONTHS	= 21.6 WEEKS
		6 MONTHS	= 26.0 WEEKS
		7 MONTHS	= 30.3 WEEKS
		8 MONTHS	= 34.6 WEEKS
		9 MONTHS	= 39.0 WEEKS
		10 MONTHS	= 43.3 WEEKS
		11 MONTHS	= 47.6 WEEKS
		12 MONTHS	= 52.0 WEEKS

•B60. We're interested in how you (HEAD) spent your time from January through December 1991. I know you may have given me some of this information already, but my instructions are to ask these questions of everybody. Did you miss any work in 1991 because someone else was sick?

1. YES

5. NO

→GO TO B63



•B61. How much work did you miss?

_____ DAYS _____ WEEKS _____ MONTHS

B62. When was that? _____

•B63. Did you miss any work in 1991 because you were sick?

1. YES

5. NO

→GO TO B66



•B64. How much work did you miss?

_____ DAYS _____ WEEKS _____ MONTHS

B65. When was that? _____

•B66. Did you take any vacation or time off during 1991?

1. YES

5. NO

→NEXT PAGE, B69



•B67. How much vacation or time off did you take?

_____ DAYS _____ WEEKS _____ MONTHS

B68. When was that? [GET DAY IF VOLUNTEERED]

FROM _____ THRU _____ FROM _____ THRU _____

FOR IWER
CALCULATIONS
ONLY

+ _____

+ _____

•B69. Did you miss any work in 1991 because you were on strike?

1. YES

5. NO

→GO TO B72



•B70. How much work did you miss?

_____ DAYS _____ WEEKS _____ MONTHS

+ _____

B71. When was that? [GET DAY IF VOLUNTEERED]

FROM _____ THRU _____ FROM _____ THRU _____

•B72. Did you miss any work in 1991 because you were unemployed and looking for work or temporarily laid off?

1. YES

5. NO

→GO TO B75



•B73. How much work did you miss?

_____ DAYS _____ WEEKS _____ MONTHS

+ _____

B74. When was that? [GET DAY IF VOLUNTEERED]

FROM _____ THRU _____ FROM _____ THRU _____

•B75. Were there any weeks in 1991 when you didn't have a job and were not looking for one?

1. YES

5. NO

→GO TO B78



•B76. How much time was that?

_____ DAYS _____ WEEKS _____ MONTHS

+ _____

B77. When was that? [GET DAY IF VOLUNTEERED]

FROM _____ THRU _____ FROM _____ THRU _____

•B78. Then, how many weeks did you actually work on your main job(s) in 1991?

_____ WEEKS IN 1991

00. DID NOT WORK AT ALL IN 1991

+ _____

NEXT PAGE, B82

ALL THE REST

TOTAL

IF TOTAL DOES NOT EQUAL 52 WEEKS OR 12 MONTHS, RECONCILE WITH R OR EXPLAIN BELOW:

•B79. And, on the average, how many hours a week did you work on your main job(s) in 1991?

_____ HOURS PER WEEK IN 1991

•B80. Did you work any overtime which isn't included in that?

1. YES

5. NO

→NEXT PAGE, B82



B81. How many hours did that overtime amount to in 1991?

_____ TOTAL OVERTIME HOURS IN 1991

•B82. Did you (HEAD) have an **extra** job or other way of making money in addition to your main job(s) in 1991?

1. YES



5. NO

→TURN TO P. 32, SECTION D

•B83. Did you (HEAD) work for the federal, state, or local government, a private company, or what?

1. FEDERAL GOV'T

2. STATE GOV'T

3. LOCAL GOV'T

4. PRIVATE NON-GOV'T

5. SELF-EMPLOYED

9. DON'T KNOW

*B84. What was your occupation? What sort of work did you do?

•

--	--	--

OCC

B85. What were your most important activities or duties?

*B86. What kind of business or industry was that in?

•

--	--	--

IND

*B87. About how much did you make at this?

\$_____ PER _____

•

--	--	--	--

RATE

•B88. And, how many weeks did you work on this extra job in 1991?

WEEKS IN 1991

•B89. On the average, how many hours a week did you work on this job?

HOURS PER WEEK IN 1991

•B90. In what month and year did you start working for that employer?

MONTH YEAR

•B91. In which months during 1991 were you working for that employer?

ALL	OR	JAN	FEB	MAR	APR	MAY	JUNE	JULY	AUG	SEPT	OCT	NOV	DEC
-----	----	-----	-----	-----	-----	-----	------	------	-----	------	-----	-----	-----

•B92. Have you stopped working for that employer?

1. YES



5. NO

→NEXT PAGE, B94

•B93. In what month and year was that?

MONTH DAY [IF VOLUNTEERED] 1991 1992

98. 1991 or 1992, DK WHICH

B94. Did you have any other **extra** jobs in 1991?

1. YES

5. NO

→TURN TO P. 32, SECTION D



•B95. Did you (HEAD) work for the federal, state, or local government, a private company, or what?

1. FEDERAL GOV'T

2. STATE GOV'T

3. LOCAL GOV'T

4. PRIVATE NON-GOV'T

5. SELF-EMPLOYED

9. DON'T KNOW

*B96. What was your occupation? What sort of work did you do?

• [] [] []

OCC

B97. What were your most important activities or duties?

*B98. What kind of business or industry was that in?

• [] [] []

IND

*B99. About how much did you make at this?

\$ _____ PER _____

• [] [] [] []

RATE

•B100. And, how many weeks did you work on this extra job in 1991?

WEEKS IN 1991

•B101. On the average, how many hours a week did you work on this job?

HOURS PER WEEK IN 1991

•B102. In what month and year did you start working for that employer?

MONTH

YEAR

•B103. In which months during 1991 were you working for that employer?

[ALL]

OR

[JAN]

[FEB]

[MAR]

[APR]

[MAY]

[JUNE]

[JULY]

[AUG]

[SEPT]

[OCT]

[NOV]

[DEC]

•B104. Have you stopped working for that employer?

1. YES

5. NO

→NEXT PAGE, B94



•B105. In what month and year was that?

MONTH

DAY [IF VOLUNTEERED]

[1991]

[1992]

[98. 1991 or 1992,
DK WHICH]

B106. Did you have any other extra jobs in 1991?

[YES]

[NO]

→TURN TO P. 32, SECTION D



ASK B95-106 AGAIN

THIS IS A BLANK PAGE

SECTION C: HEAD IS NOT WORKING NOW ["NO" TO B3, (P. 8)]

•C1. Have you (HEAD) been looking for work during the past four weeks?

1. YES

5. NO →NEXT PAGE, C4



•C2. What have you been doing the last four weeks to find work?
[CHECK ALL THAT APPLY]

A. CHECKED WITH PUBLIC EMPLOYMENT AGENCY

NOTHING

B. CHECKED WITH PRIVATE EMPLOYMENT AGENCY

C. CHECKED WITH PREVIOUS EMPLOYER DIRECTLY

D. CHECKED WITH OTHER EMPLOYER DIRECTLY

E. CHECKED WITH FRIENDS OR RELATIVES

F. PLACED OR ANSWERED ADS

G. OTHER (SPECIFY): _____

*C3. How long have you been looking for work?

•

--	--

WKS

•C4. Have you (HEAD) ever done any work for money?

1. YES

5. NO → GO TO C6

•C5. In what month and year did you last work? [IF NECESSARY: What would be your best guess? Did you last work before 1991?]

	MONTH	DAY [IF VOLUNTEERED]		
1991	1992	96. 1991 OR 1992, DK WHICH	OTHER YEAR: _____	97. BEFORE 1991, DK EXACT YEAR
98. DK YEAR AT ALL				

•C6. Were there any times in 1991 when you were looking for work?

1. YES 5. NO → TURN TO P. 32, SECTION D

↓

•C7. How many weeks was that?

_____ OR 52. ALL

C8. When was that? FROM _____ THRU _____

TURN TO P. 32, SECTION D

*C9. What was your occupation on your last job? What sort of work did you do?

•

--	--	--

 •

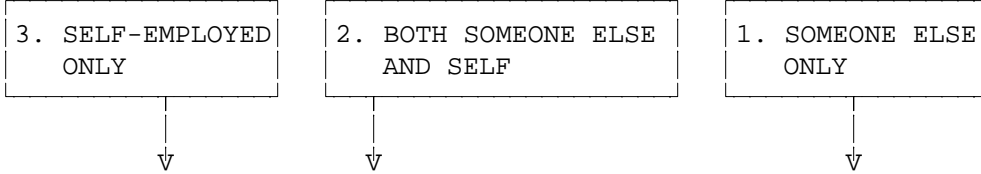
--	--	--

OCC IND

C10. What were your most important activities or duties? _____

C11. What kind of business or industry was that in? _____

•C12. On this main job, were you (HEAD) self-employed, were you employed by someone else, or what?



•C13. Was that an unincorporated business or a corporation?

1. UNINCORPORATED

2. CORPORATION

•C14. Did you (HEAD) work for the federal, state, or local government, a private company, or what?

1. FEDERAL GOV'T 2. STATE GOV'T 3. LOCAL GOV'T

4. PRIVATE NON-GOV'T 9. DON'T KNOW

7. OTHER (SPECIFY): _____

•C15. What happened with that employer--did the company go out of business, were you (HEAD) laid off, did you quit, or what?

•C16. In what month and year did you start working for (your last employer/yourself)? Please give us your most recent start date if you went to work for (them/yourself) more than once. [IF NECESSARY: What would be your best guess? Did you start before 1991?]

MONTH		DAY [IF VOLUNTEERED]			
1991	1992	96. 1991 OR 1992, DK WHICH		OTHER YEAR:	97. BEFORE 1991, DK EXACT YEAR
					98. DK YEAR AT ALL

<p>•C17. Is that when you <u>started</u> working in your <u>last</u> (<u>position/work situation</u>)?</p> <p>1. YES 5. NO</p> <p>NEXT PAGE, C29</p>	<p>•C22. In what month and year did you start working in your last (position/work situation)?</p> <table border="1"> <tr> <td colspan="2">MONTH</td> <td colspan="2">DAY [IF VOLUNTEERED]</td> </tr> <tr> <td>1991</td> <td>1992</td> <td colspan="2"></td> </tr> </table> <p>NEXT PAGE, C32</p>	MONTH		DAY [IF VOLUNTEERED]		1991	1992			<p>•C23. In what month and year did you start working in your last (position/work situation)?</p> <table border="1"> <tr> <td colspan="2">MONTH</td> <td colspan="2">DAY [IF VOLUNTEERED]</td> </tr> <tr> <td>1991</td> <td>1992</td> <td colspan="2">OTHER YEAR:</td> </tr> </table> <p>GO TO C26</p> <p>NEXT PAGE, C31</p>	MONTH		DAY [IF VOLUNTEERED]		1991	1992	OTHER YEAR:	
MONTH		DAY [IF VOLUNTEERED]																
1991	1992																	
MONTH		DAY [IF VOLUNTEERED]																
1991	1992	OTHER YEAR:																
<p>•C18. In what month and year did you start working in your <u>last</u> (<u>position/work situation</u>)?</p> <table border="1"> <tr> <td colspan="2">MONTH</td> <td colspan="2">DAY [IF VOLUNTEERED]</td> </tr> <tr> <td>1991</td> <td></td> <td>1992</td> <td></td> </tr> </table> <p>GO TO C21</p>	MONTH		DAY [IF VOLUNTEERED]		1991		1992		<p>•C24. Did you change (positions/work situations) with this employer at any time during 1991?</p> <p>1. YES 5. NO → NEXT PAGE, C31</p>									
MONTH		DAY [IF VOLUNTEERED]																
1991		1992																
<p>•C19. Did you change (positions/work situations) with this employer at any time during 1991?</p> <p>1. YES 5. NO → NEXT PAGE, C27</p>	<p>•C25. In what month did that happen?</p> <p>MONTH</p>																	
<p>•C20. In what month did that happen?</p> <p>MONTH</p>	<p>•C26. Was that a promotion with higher pay, a major change in your duties but with the same pay, or what?</p> <p>_____</p> <p>_____</p> <p>_____</p> <p>_____</p>																	
<p>NEXT PAGE, C27</p>	<p>NEXT PAGE, C31</p>																	

*C27. What was your (HEAD'S) occupation when you started working for that employer in 1991? What sort of work did you do?

•

--	--	--

 OCC

C28. What were your most important activities or duties?

*C29. What was your starting salary or wage at that time?

\$ _____ PER _____

•

--	--	--	--

 RATE

•C30. And how many hours a week did you work when you started?

_____ HOURS PER WEEK

•C31. In which months during 1991 were you working for that employer as your main job?

ALL

OR

JAN

FEB

MAR

APR

MAY

JUNE

JULY

AUG

SEPT

OCT

NOV

DEC

•C32. Did you have any (other) **main-job** employers at any time during 1991? Again, if you were self-employed on a main job, count yourself as an employer.

[IWER: HEAD CANNOT HAVE MORE THAN ONE MAIN JOB AT A TIME.]

1. YES

5. NO

 → TURN TO P. 28, C52



•C33. In what month and year did you start working for that (other) main-job employer?

MONTH DAY [IF VOLUNTEERED] YEAR: 97. BEFORE 1991, DK EXACT YEAR 98. DK YEAR AT ALL

•C34. In which months during 1991 were you working for that employer?

ALL

OR

JAN

FEB

MAR

APR

MAY

JUNE

JULY

AUG

SEPT

OCT

NOV

DEC

•C35. On this main job, were you (HEAD) self-employed, were you employed by someone else, or what?

3. SELF-EMPLOYED ONLY

2. BOTH SOMEONE ELSE AND SELF

1. SOMEONE ELSE ONLY



•C36. Was that an unincorporated business or a corporation?

1. UNINCORPORATED

2. CORPORATION

•C37. Did you (HEAD) work for the federal, state, or local government, a private company, or what?

1. FEDERAL GOV'T

2. STATE GOV'T

3. LOCAL GOV'T

4. PRIVATE NON-GOV'T

9. DON'T KNOW

7. OTHER (SPECIFY):

*C38. What was your occupation when you first started working for them? What sort of work did you do?

•

--	--	--

OCC

C39. What were your most important activities or duties?

*C40. What kind of business or industry was that in?

•

--	--	--

IND

*C41. What was your starting wage or salary with that employer?

\$ _____ PER _____

•

--	--	--	--

RATE

•C42. And how many hours a week did you work when you first started?

_____ HOURS PER WEEK

•C43. During 1991, did your job title or position with that main job employer change?

1. YES

5. NO

→ GO TO C46



•C44. In what month did that happen?

MONTH

•C45. Was that a promotion with higher pay, a major change in your duties but with the same pay, or what?

•C46. Have you stopped working for that **main job** employer?

1. YES

5. NO

→ GO TO C51



•C47. In what month and year did you stop working for that employer?

MONTH

DAY [IF VOLUNTEERED]

1991

1992

98. 1991 or 1992,
DK WHICH

•C48. What happened with that employer--did the company go out of business, were you (HEAD) laid off, did you quit, or what?

*C49. What was your (HEAD'S) final wage or salary when you left that employer?

\$ _____ PER _____

•

--	--	--	--

RATE

•C50. And how many hours a week did you work just before you left?

_____ HOURS PER WEEK

•C51. Did you have any other **main-job** employers at any time during 1991? (Remember to count yourself as an employer if you were self-employed then on a **main job**.)

1. YES

5. NO

→ NEXT PAGE, C52

TURN TO PINK
WORK HISTORY
SUPPLEMENT

CONVERSION TABLE: WEEK EQUIVALENTS

<u>DAYS TO WEEKS</u>		<u>MONTHS TO WEEKS</u>	
<u>(BASED ON 5-DAY WORK WEEK)</u>			
1 DAY	= .2 WEEKS	1 MONTH	= 4.3 WEEKS
2 DAYS	= .4 WEEKS	2 MONTHS	= 8.6 WEEKS
3 DAYS	= .6 WEEKS	3 MONTHS	= 13.0 WEEKS
4 DAYS	= .8 WEEKS	4 MONTHS	= 17.3 WEEKS
5 DAYS	= 1.0 WEEKS	5 MONTHS	= 21.6 WEEKS
		6 MONTHS	= 26.0 WEEKS
		7 MONTHS	= 30.3 WEEKS
		8 MONTHS	= 34.6 WEEKS
		9 MONTHS	= 39.0 WEEKS
		10 MONTHS	= 43.3 WEEKS
		11 MONTHS	= 47.6 WEEKS
		12 MONTHS	= 52.0 WEEKS

- C52. We're interested in how you (HEAD) spent your time from January through December 1991, regardless of whether or not you were employed. I know you may have given me some of this information already, but my instructions are to ask these questions of everybody. Did you take any vacation or time off during 1991?

1. YES



5. NO →GO TO C55

- C53. How much vacation or time off did you take?

_____ DAYS _____ WEEKS _____ MONTHS

- C54. When was that? [GET DAY IF VOLUNTEERED]

FROM _____ THRU _____ FROM _____ THRU _____

- C55. Did you miss any work in 1991 because someone else was sick?

1. YES



5. NO →GO TO C58

- C56. How much work did you miss?

_____ DAYS _____ WEEKS _____ MONTHS

- C57. When was that? _____

- C58. Did you miss any work in 1991 because you were sick?

1. YES



5. NO →NEXT PAGE, C61

- C59. How much work did you miss?

_____ DAYS _____ WEEKS _____ MONTHS

- C60. When was that? _____

FOR IWER
CALCULATIONS
ONLY

+ _____

+ _____

•C61. Did you miss any work in 1991 because you were on strike?

1. YES	5. NO	→GO TO C64
↓		

•C62. How much work did you miss?

_____ DAYS _____ WEEKS _____ MONTHS + _____

C63. When was that? [GET DAY IF VOLUNTEERED]

FROM _____ THRU _____ FROM _____ THRU _____

•C64. Did you miss any work in 1991 because you were unemployed and looking for work or temporarily laid off?

1. YES	5. NO	→GO TO C67
↓		

•C65. How much work did you miss?

_____ DAYS _____ WEEKS _____ MONTHS + _____

C66. When was that? [GET DAY IF VOLUNTEERED]

FROM _____ THRU _____ FROM _____ THRU _____

•C67. Were there any weeks in 1991 when you didn't have a job and were not looking for one?

1. YES	5. NO	→GO TO C70
↓		

•C68. How much time was that?

_____ DAYS _____ WEEKS _____ MONTHS + _____

C69. When was that? [GET DAY IF VOLUNTEERED]

FROM _____ THRU _____ FROM _____ THRU _____

•C70. Then, how many weeks did you actually work on your main job(s) in 1991?

	00. DID NOT WORK AT ALL IN 1991	+ _____
WEEKS IN 1991	NEXT PAGE, C74	_____
ALL THE REST		TOTAL

IF TOTAL DOES NOT EQUAL 52 WEEKS OR 12 MONTHS, RECONCILE WITH R OR EXPLAIN BELOW:

•C71. And, on the average, how many hours a week did you work on your main job(s) in 1991?

_____ HOURS PER WEEK IN 1991

•C72. Did you work any overtime which isn't included in that?

1. YES	5. NO	→NEXT PAGE, C74
↓		

C73. How many hours did that overtime amount to in 1991?

_____ TOTAL OVERTIME HOURS IN 1991

- C74. (Besides the weeks and hours you have just told me about,) did you (HEAD) have an **extra** job or other way of making money in addition to your main job(s) in 1991?

 1. YES

 5. NO

→TURN TO P. 32, SECTION D



- C75. Did you (HEAD) work for the federal, state, or local government, a private company, or what?

 1. FEDERAL GOV'T

 2. STATE GOV'T

 3. LOCAL GOV'T

 4. PRIVATE NON-GOV'T

 5. SELF-EMPLOYED

 9. DON'T KNOW

- *C76. What was your occupation? What sort of work did you do?

--	--	--

 OCC

- C77. What were your most important activities or duties?

- *C78. What kind of business or industry was that in?

--	--	--

 IND

- *C79. About how much did you make at this?

\$ _____ PER _____

--	--	--	--

 RATE

- C80. And, how many weeks did you work on this extra job in 1991?

 WEEKS IN 1991

- C81. On the average, how many hours a week did you work on this job?

 HOURS PER WEEK IN 1991

- C82. In what month and year did you start working for that employer?

 MONTH

 YEAR

- C83. In which months during 1991 were you working for that employer?

 ALL **OR** JAN FEB MAR APR MAY JUNE JULY AUG SEPT OCT NOV DEC

- C84. Have you stopped working for that employer?

 1. YES

 5. NO

→NEXT PAGE, C86



- C85. In what month and year was that?

 MONTH

 DAY [IF VOLUNTEERED]

 1991

 1992

 98. 1991 or 1992,
 DK WHICH

C86. Did you have any other **extra** jobs in 1991?

YES
 NO →NEXT PAGE, SECTION D

•C87. Did you (HEAD) work for the federal, state, or local government, a private company, or what?

1. FEDERAL GOV'T
 2. STATE GOV'T
 3. LOCAL GOV'T
 4. PRIVATE NON-GOV'T
 5. SELF-EMPLOYED
 9. DON'T KNOW

*C88. What was your occupation? What sort of work did you do?

_____ •
 OCC

C89. What were your most important activities or duties?

*C90. What kind of business or industry was that in?

_____ •
 IND

*C91. About how much did you make at this?

\$ _____ PER _____ •
 RATE

•C92. And, how many weeks did you work on this extra job in 1991?

 WEEKS IN 1991

•C93. On the average, how many hours a week did you work on this job?

 HOURS PER WEEK IN 1991

•C94. In what month and year did you start working for that employer?

_____ _____
 MONTH YEAR

•C95. In which months during 1991 were you working for that employer?

ALL **OR** JAN FEB MAR APR MAY JUNE JULY AUG SEPT OCT NOV DEC

•C96. Have you stopped working for that employer?

1. YES 5. NO →GO TO C98
 ↓

•C97. In what month and year was that?

_____ _____ 1991 1992 98. 1991 OR 1992, DK WHICH

C98. Did you have any other extra jobs in 1991?


YES NO →NEXT PAGE, SECTION D
 ↓

ASK C87-C98 AGAIN

SECTION D: EMPLOYMENT OF WIFE/"WIFE"

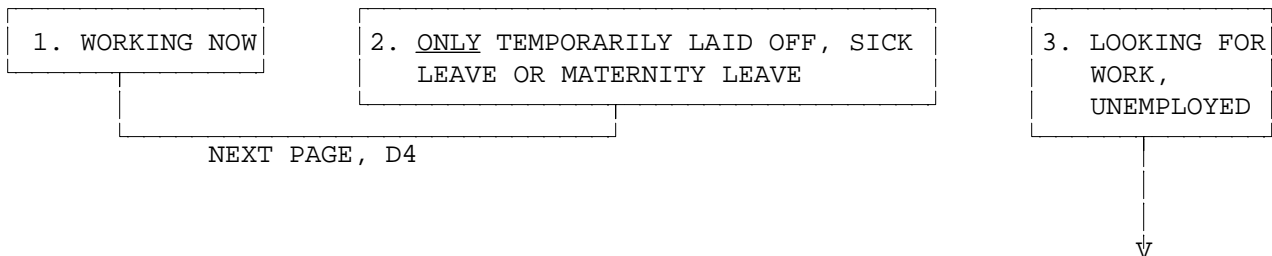
•D1. INTERVIEWER CHECKPOINT

SEE FU LISTING, (P. 2 OF COVERSHEET)

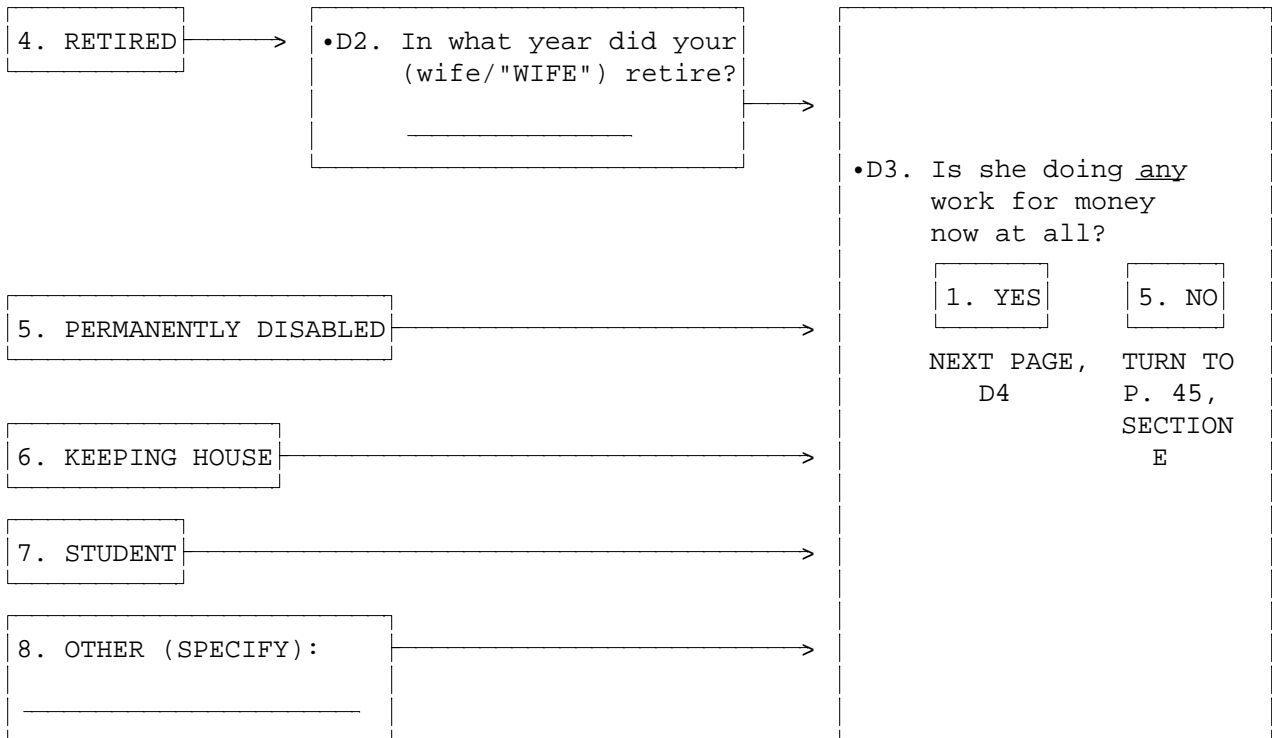


•D1a. We would like to know about what your (wife/"WIFE") does--is she working now, looking for work, retired, keeping house, a student, or what?

[IF R MENTIONS CODES 1-3, CHECK ONE AND ONLY ONE BOX, AND NONE FROM 4-8]



[IF R MENTIONS ONLY CODES 4-8, CHECK AS MANY AS APPLY]



•D4. On her **main** job, is your (wife/"WIFE") self-employed, is she employed by someone else, or what?

3. SELF-EMPLOYED ONLY	2. BOTH SOMEONE ELSE AND SELF	1. SOMEONE ELSE ONLY
↓	↓	↓

•D5. Is that an unincorporated business or a corporation?

1. UNINCORPORATED

2. CORPORATION

•D6. Does your (wife/"WIFE") work for the federal, state, or local government, a private company, or what?

1. FEDERAL GOV'T	2. STATE GOV'T	3. LOCAL GOV'T
------------------	----------------	----------------

4. PRIVATE NON-GOV'T	9. DON'T KNOW
----------------------	---------------

7. OTHER (SPECIFY): _____

•D7. Is her current job covered by a union contract?

1. YES	5. NO →GO TO D9
--------	-----------------

↓

•D8. Does she belong to that labor union?

1. YES	5. NO
--------	-------

*D9. What is your (wife's/"WIFE's") main occupation? What sort of work does she do?

•				•			
	OCC				IND		

D10. What are her most important activities or duties? _____

D11. What kind of business or industry is that in? _____

•D12. (On her main job,) is your (wife/"WIFE") salaried, paid by the hour, or what?

1. SALARIED



3. PAID BY HOUR



7. OTHER



*D13. How much is her salary?

\$ _____ PER WEEK

OR

\$ _____ PER MONTH

OR

\$ _____ PER YEAR

•REG

•D14. If she were to work more hours than usual during some week, would she get paid for those extra hours of work?

1. YES 5. NO

NEXT PAGE, D20

*D15. About how much would she make per hour for those extra hours?

\$ _____ PER HOUR

TIME AND A HALF

DOUBLE TIME

•OT

NEXT PAGE, D20

*D16. What is her hourly wage rate for her regular work time?

\$ _____ PER HOUR

•REG

*D17. What is her hourly wage rate for overtime?

\$ _____ PER HOUR

TIME AND A HALF

DOUBLE TIME

OTHER (SPECIFY):

•OT

NEXT PAGE, D20

•D18. How is that?

*D19. If she worked an extra hour, how much would she earn for that hour?

\$ _____ PER HOUR

•OT

NEXT PAGE, D20

•D20. Has your (wife/"WIFE") been looking for another job during the past four weeks?

1. YES

5. NO →GO TO D22



•D21. What has she been doing the last four weeks to find another job? [CHECK ALL THAT APPLY]

A. CHECKED WITH PUBLIC EMPLOYMENT AGENCY

NOTHING

B. CHECKED WITH PRIVATE EMPLOYMENT AGENCY

C. CHECKED WITH CURRENT EMPLOYER DIRECTLY

D. CHECKED WITH OTHER EMPLOYER DIRECTLY

E. CHECKED WITH FRIENDS OR RELATIVES

F. PLACED OR ANSWERED ADS

G. OTHER (SPECIFY): _____

D22. INTERVIEWER CHECKPOINT

SEE D4, (P. 33)--WHETHER SELF-EMPLOYED
 A. WIFE/"WIFE" WORKS FOR SOMEONE ELSE ONLY B. ALL OTHERS →NEXT PAGE, D24



*D23. How many years' experience does she have altogether with her present employer?

_____ MONTHS OR _____ YEARS

•

--	--	--

MOS

•D24. In what month and year did your (wife/"WIFE") start working for (her present employer/herself)? Please give us her most recent start date if she has gone to work for (them/herself) more than once. [IF NECESSARY: What would be your best guess? Did she start before 1991?]

MONTH		DAY [IF VOLUNTEERED]			
1991	1992	96. 1991 OR 1992, DK WHICH		OTHER YEAR:	97. BEFORE 1991, DK EXACT YEAR
					98. DK YEAR AT ALL

<p>•D25. Is that when she <u>started</u> working in her <u>present</u> (<u>position/work situation</u>)?</p> <p>1. YES 5. NO</p> <p>NEXT PAGE, D37</p>	<p>•D30. In what month and year did she start working in her present (position/work situation)?</p> <table border="1"> <tr> <td colspan="2">MONTH</td> <td colspan="2">DAY [IF VOLUNTEERED]</td> </tr> <tr> <td>1991</td> <td>1992</td> <td></td> <td></td> </tr> </table> <p>NEXT PAGE, D40</p>	MONTH		DAY [IF VOLUNTEERED]		1991	1992			<p>•D31. In what month and year did she start working in her present (position/work situation)?</p> <table border="1"> <tr> <td colspan="2">MONTH</td> <td colspan="2">DAY [IF VOLUNTEERED]</td> </tr> <tr> <td>1991</td> <td>1992</td> <td colspan="2">OTHER YEAR:</td> </tr> </table> <p>GO TO D34</p> <p>NEXT PAGE, D39</p>	MONTH		DAY [IF VOLUNTEERED]		1991	1992	OTHER YEAR:	
MONTH		DAY [IF VOLUNTEERED]																
1991	1992																	
MONTH		DAY [IF VOLUNTEERED]																
1991	1992	OTHER YEAR:																
<p>•D26. In what month and year did she start working in her <u>present</u> (<u>position/work situation</u>)?</p> <table border="1"> <tr> <td colspan="2">MONTH</td> <td colspan="2">DAY [IF VOLUNTEERED]</td> </tr> <tr> <td>1991</td> <td></td> <td>1992</td> <td></td> </tr> </table> <p>→GO TO D29</p>	MONTH		DAY [IF VOLUNTEERED]		1991		1992		<p>•D32. Did she change (positions/work situations) with this employer at any time during 1991?</p> <p>1. YES 5. NO →NEXT PAGE, D39</p>	<p>•D33. In what month did that happen?</p> <p>MONTH</p>								
MONTH		DAY [IF VOLUNTEERED]																
1991		1992																
<p>•D27. Did she change (positions/work situations) with this employer at any time during 1991?</p> <p>1. YES 5. NO →NEXT PAGE, D35</p>	<p>•D34. Was that a promotion with higher pay, a major change in her duties but with the same pay, or what?</p> <p>_____</p> <p>_____</p> <p>_____</p> <p>_____</p>																	
<p>•D28. In what month did that happen?</p> <p>MONTH</p>																		
<p>•D29. Was that a promotion with higher pay, a major change in her duties but with the same pay, or what?</p> <p>_____</p> <p>_____</p> <p>_____</p> <p>NEXT PAGE, D35</p>		<p>NEXT PAGE, D39</p>																

*D35. What was your (wife's/"WIFE'S") occupation when she started working for that employer in 1991? What sort of work did she do?

•

--	--	--

OCC

D36. What were her most important activities or duties?

*D37. What was her starting salary or wage at that time?

\$ _____ PER _____

•

--	--	--	--

RATE

•D38. And how many hours a week did she work when she started?

_____ HOURS PER WEEK

•D39. In which months during 1991 was she working for that employer as her main job?

ALL	OR	JAN	FEB	MAR	APR	MAY	JUNE	JULY	AUG	SEPT	OCT	NOV	DEC
-----	----	-----	-----	-----	-----	-----	------	------	-----	------	-----	-----	-----

•D40. Did she have any (other) **main-job** employers at any time during 1991? Again, if she was self-employed on a main job, count her as an employer.

[IWER: WIFE/"WIFE" CANNOT HAVE MORE THAN ONE MAIN JOB AT A TIME.]

1. YES

5. NO

 → TURN TO P. 40, D60



•D41. In what month and year did she start working for that (other) main-job employer?

MONTH DAY [IF VOLUNTEERED] YEAR: 97. BEFORE 1991, DK EXACT YEAR 98. DK YEAR AT ALL

•D42. In which months during 1991 was she working for that employer?

ALL	OR	JAN	FEB	MAR	APR	MAY	JUNE	JULY	AUG	SEPT	OCT	NOV	DEC
-----	----	-----	-----	-----	-----	-----	------	------	-----	------	-----	-----	-----

•D43. On this main job, was she self-employed, was she employed by someone else, or what?

3. SELF-EMPLOYED ONLY	2. BOTH SOMEONE ELSE AND SELF	1. SOMEONE ELSE ONLY
↓	↓	↓

•D44. Was that an unincorporated business or a corporation?

1. UNINCORPORATED
2. CORPORATION

•D45. Did she work for the federal, state, or local government, a private company, or what?

1. FEDERAL GOV'T	2. STATE GOV'T	3. LOCAL GOV'T
4. PRIVATE NON-GOV'T	9. DON'T KNOW	
7. OTHER (SPECIFY): _____		

*D46. What was her occupation when she first started working for them? What sort of work did she do?

--	--	--

OCC

D47. What were her most important activities or duties?

*D48. What kind of business or industry was that in?

--	--	--

IND

*D49. What was her starting wage or salary with that employer?

\$ _____ PER _____

--	--	--	--

RATE

•D50. And how many hours a week did she work when she first started?

_____ HOURS PER WEEK

•D51. During 1991, did her job title or position with that main job employer change?

1. YES	5. NO	→ GO TO D54
↓		

•D52. In what month did that happen?

MONTH

•D53. Was that a promotion with higher pay, a major change in her duties but with the same pay, or what?

•D54. Has she stopped working for that **main job** employer?

1. YES	5. NO	→GO TO D59
↓		

•D55. In what month and year did she stop working for that employer?

	1991	1992	98. 1991 or 1992, DK WHICH
_____	_____		
MONTH	DAY [IF VOLUNTEERED]		

•D56. What happened with that employer--did the company go out of business, was she laid off, did she quit, or what?

*D57. What was your (wife's/"WIFE'S") final wage or salary when she left that employer?

\$_____ PER _____

•

--	--	--	--

RATE

•D58. And how many hours a week did she work just before she left?

_____ HOURS PER WEEK

•D59. Did she have any other **main-job** employers at any time during 1991? (Remember to count her as an employer if she was self-employed then on a **main job**.)

1. YES	5. NO	→NEXT PAGE, D60
--------	-------	-----------------

TURN TO PINK
WORK HISTORY
SUPPLEMENT

DAYS TO WEEKS
(BASED ON 5-DAY WORK WEEK)

1 DAY = .2 WEEKS
2 DAYS = .4 WEEKS
3 DAYS = .6 WEEKS
4 DAYS = .8 WEEKS
5 DAYS = 1.0 WEEKS

MONTHS TO WEEKS

1 MONTH = 4.3 WEEKS 2 MONTHS = 8.6 WEEKS
3 MONTHS = 13.0 WEEKS 4 MONTHS = 17.3 WEEKS
5 MONTHS = 21.6 WEEKS 6 MONTHS = 26.0 WEEKS
7 MONTHS = 30.3 WEEKS 8 MONTHS = 34.6 WEEKS
9 MONTHS = 39.0 WEEKS 10 MONTHS = 43.3 WEEKS
11 MONTHS = 47.6 WEEKS 12 MONTHS = 52.0 WEEKS

- D60. We're interested in how your (wife/"WIFE") spent her time from January through December 1991. I know you may have given me some of this information already, but my instructions are to ask these questions of everybody. Did she miss any work in 1991 because you or someone else was sick?

1. YES

5. NO →GO TO D63



- D61. How much work did she miss?

_____ DAYS _____ WEEKS _____ MONTHS

D62. When was that? _____

- D63. Did she miss any work in 1991 because she was sick?

1. YES

5. NO →GO TO D66



- D64. How much work did she miss?

_____ DAYS _____ WEEKS _____ MONTHS

D65. When was that? _____

- D66. Did she take any vacation or time off during 1991?

1. YES

5. NO →NEXT PAGE, D69



- D67. How much vacation or time off did she take?

_____ DAYS _____ WEEKS _____ MONTHS

D68. When was that? [GET DAY IF VOLUNTEERED]

FROM _____ THRU _____ FROM _____ THRU _____

FOR IWER
CALCULATIONS
ONLY

+ _____

+ _____

•D69. Did she miss any work in 1991 because she was on strike?

1. YES	5. NO	→GO TO D72
↓		

•D70. How much work did she miss?

_____ DAYS _____ WEEKS _____ MONTHS + _____

D71. When was that? [GET DAY IF VOLUNTEERED]

FROM _____ THRU _____ FROM _____ THRU _____

•D72. Did she miss any work in 1991 because she was unemployed and looking for work or temporarily laid off?

1. YES	5. NO	→GO TO D75
↓		

•D73. How much work did she miss?

_____ DAYS _____ WEEKS _____ MONTHS + _____

D74. When was that? [GET DAY IF VOLUNTEERED]

FROM _____ THRU _____ FROM _____ THRU _____

•D75. Were there any weeks in 1991 when she didn't have a job and was not looking for one?

1. YES	5. NO	→GO TO D78
↓		

•D76. How much time was that?

_____ DAYS _____ WEEKS _____ MONTHS + _____

D77. When was that? [GET DAY IF VOLUNTEERED]

FROM _____ THRU _____ FROM _____ THRU _____

•D78. Then, how many weeks did she actually work on her main job(s) in 1991?

	00. DID NOT WORK AT ALL IN 1991	+ _____
WEEKS IN 1991	NEXT PAGE, D82	TOTAL
ALL THE REST		

IF TOTAL DOES NOT EQUAL 52 WEEKS OR 12 MONTHS, RECONCILE WITH R OR EXPLAIN BELOW:

•D79. And, on the average, how many hours a week did she work on her main job(s) in 1991?

_____ HOURS PER WEEK IN 1991

•D80. Did she work any overtime which isn't included in that?

1. YES	5. NO	→NEXT PAGE, D82
↓		

D81. How many hours did that overtime amount to in 1991?

_____ TOTAL OVERTIME HOURS IN 1991

•D82. Did your (wife/"WIFE") have an **extra** job or other way of making money in addition to her main job(s) in 1991?

1. YES

5. NO

→TURN TO P. 57, SECTION F



•D83. Did your (wife/"WIFE") work for the federal, state, or local government, a private company, or what?

1. FEDERAL GOV'T

2. STATE GOV'T

3. LOCAL GOV'T

4. PRIVATE NON-GOV'T

5. SELF-EMPLOYED

9. DON'T KNOW

*D84. What was her occupation? What sort of work did she do?

•

--	--	--

OCC

D85. What were her most important activities or duties?

*D86. What kind of business or industry was that in?

•

--	--	--

IND

*D87. About how much did she make at this?

\$ _____ PER _____

•

--	--	--	--

RATE

•D88. And, how many weeks did she work on this extra job in 1991?

_____ WEEKS IN 1991

•D89. On the average, how many hours a week did she work on this job?

_____ HOURS PER WEEK IN 1991

•D90. In what month and year did she start working for that employer?

_____ MONTH _____ YEAR

•D91. In which months during 1991 was she working for that employer?

ALL

OR

JAN

FEB

MAR

APR

MAY

JUNE

JULY

AUG

SEPT

OCT

NOV

DEC

•D92. Has she stopped working for that employer?

1. YES

5. NO

→NEXT PAGE, D94



•D93. In what month and year was that?

_____ MONTH _____ DAY [IF VOLUNTEERED]

1991

1992

98. 1991 or 1992, DK WHICH

D94. Did she have any other **extra** jobs in 1991?

YES

NO

→TURN TO P. 57, SECTION F



•D95. Did she work for the federal, state, or local government, a private company, or what?

1. FEDERAL GOV'T

2. STATE GOV'T

3. LOCAL GOV'T

4. PRIVATE NON-GOV'T

5. SELF-EMPLOYED

9. DON'T KNOW

*D96. What was her occupation? What sort of work did she do?

• [] [] []

OCC

D97. What were her most important activities or duties?

*D98. What kind of business or industry was that in?

• [] [] []

IND

*D99. About how much did she make at this?

\$ _____ PER _____

• [] [] [] []

RATE

•D100. And, how many weeks did she work on this extra job in 1991?

WEEKS IN 1991

•D101. On the average, how many hours a week did she work on this job?

HOURS PER WEEK IN 1991

•D102. In what month and year did she start working for that employer?

MONTH

YEAR

•D103. In which months during 1991 was she working for that employer?

[ALL]

OR

[JAN]

[FEB]

[MAR]

[APR]

[MAY]

[JUNE]

[JULY]

[AUG]

[SEPT]

[OCT]

[NOV]

[DEC]

•D104. Has she stopped working for that employer?

1. YES

5. NO

→NEXT PAGE, D94



•D105. In what month and year was that?

MONTH

DAY [IF VOLUNTEERED]

[1991]

[1992]

[98. 1991 or 1992,
DK WHICH]

D106. Did she have any other extra jobs in 1991?

YES

NO

→TURN TO P. 57, SECTION F



ASK D95-D106 AGAIN

THIS IS A BLANK PAGE

SECTION E: WIFE/"WIFE" IS NOT WORKING NOW ["NO" TO D3, (P. 32)]

•E1. Has your (wife/"WIFE") been looking for work during the past four weeks?

1. YES



5. NO →NEXT PAGE, E4

•E2. What has she been doing the last four weeks to find work?
[CHECK ALL THAT APPLY]

A. CHECKED WITH PUBLIC EMPLOYMENT AGENCY

NOTHING

B. CHECKED WITH PRIVATE EMPLOYMENT AGENCY

C. CHECKED WITH PREVIOUS EMPLOYER DIRECTLY

D. CHECKED WITH OTHER EMPLOYER DIRECTLY

E. CHECKED WITH FRIENDS OR RELATIVES

F. PLACED OR ANSWERED ADS

G. OTHER (SPECIFY): _____

*E3. How long has she been looking for work?

•

--	--

WKS

•E4. Has your (wife/"WIFE") ever done any work for money?

1. YES

5. NO →GO TO E6



•E5. In what month and year did she last work? [IF NECESSARY: What would be your best guess? Did she last work before 1991?]

MONTH		DAY [IF VOLUNTEERED]			
1991	1992	96. 1991 OR 1992, DK WHICH	OTHER YEAR: _____	97. BEFORE 1991, DK EXACT YEAR	98. DK YEAR AT ALL
↓		↓	↓	↓	↓
<p>•E6. Were there any times in <u>1991</u> when she was looking for work?</p> <p>1. YES 5. NO →TURN TO P. 57, SECTION F</p> <p style="text-align: center;">↓</p> <p>•E7. How many weeks was that?</p> <p style="text-align: center;">_____ <i>OR</i> 52. ALL</p> <p>E8. When was that? FROM _____ THRU _____</p> <p style="text-align: center;">TURN TO P. 57, SECTION F</p>					
↓					

*E9. What was her occupation on her last job? What sort of work did she do?

•

--	--	--

OCC

•

--	--	--

IND

E10. What were her most important activities or duties? _____

E11. What kind of business or industry was that in? _____

•E12. On this main job, was your (wife/"WIFE") self-employed, was she employed by someone else, or what?

3. SELF-EMPLOYED ONLY

2. BOTH SOMEONE ELSE AND SELF

1. SOMEONE ELSE ONLY



•E13. Was that an unincorporated business or a corporation?

1. UNINCORPORATED

2. CORPORATION

•E14. Did she work for the federal, state, or local government, a private company, or what?

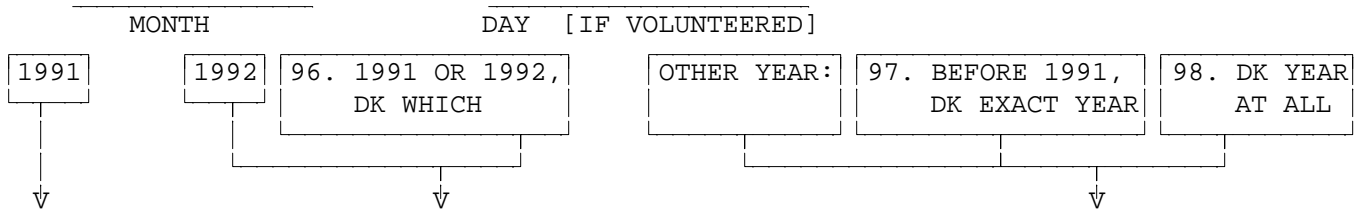
1. FEDERAL GOV'T 2. STATE GOV'T 3. LOCAL GOV'T

4. PRIVATE NON-GOV'T 9. DON'T KNOW

7. OTHER (SPECIFY): _____

•E15. What happened with that employer--did the company go out of business, was your (wife/"WIFE") laid off, did she quit, or what?

•E16. In what month and year did your (wife/"WIFE") start working for (her last employer/ herself)? Please give us her most recent start date if she went to work for (them/ herself) more than once. [IF NECESSARY: What would be your best guess? Did she start before 1991?]



<p>•E17. Is that when she <u>started</u> working in her <u>last</u> (<u>position/work situation</u>)?</p> <p><input type="checkbox"/> 1. YES <input type="checkbox"/> 5. NO</p> <p>NEXT PAGE, E29</p>	<p>•E22. In what month and year did she start working in her last (position/work situation)?</p> <p>MONTH DAY [IF VOLUNTEERED]</p> <p><input type="checkbox"/> 1991 <input type="checkbox"/> 1992</p> <p>NEXT PAGE, E32</p>	<p>•E23. In what month and year did she start working in her last (position/work situation)?</p> <p>MONTH DAY [IF VOLUNTEERED]</p> <p><input type="checkbox"/> 1991 <input type="checkbox"/> 1992 <input type="checkbox"/> OTHER YEAR:</p> <p>GO TO E26</p> <p>NEXT PAGE, E31</p>
<p>•E18. In what month and year did she start working in her <u>last</u> (<u>position/work situation</u>)?</p> <p>MONTH DAY [IF VOLUNTEERED]</p> <p><input type="checkbox"/> 1991 → GO TO E21 <input type="checkbox"/> 1992 ↓</p>	<p>•E24. Did she change (positions/work situations) with this employer at any time during 1991?</p> <p><input type="checkbox"/> 1. YES <input type="checkbox"/> 5. NO → NEXT PAGE, E31</p> <p>↓</p>	<p>•E25. In what month did that happen?</p> <p>MONTH</p> <hr/> <hr/> <hr/> <hr/>
<p>•E19. Did she change (positions/work situations) with this employer at any time during 1991?</p> <p><input type="checkbox"/> 1. YES <input type="checkbox"/> 5. NO → NEXT PAGE, E27</p> <p>↓</p> <p>•E20. In what month did that happen?</p> <p>MONTH</p> <hr/> <hr/> <hr/> <hr/> <p>NEXT PAGE, E27</p>	<p>•E26. Was that a promotion with higher pay, a major change in her duties but with the same pay, or what?</p> <hr/> <hr/> <hr/> <hr/> <p>NEXT PAGE, E31</p>	

*E27. What was your (wife's/"WIFE'S") occupation when she started working for that employer in 1991? What sort of work did she do?

•

--	--	--

OCC

E28. What were her most important activities or duties?

*E29. What was her starting salary or wage at that time?

\$ _____ PER _____

•

--	--	--	--

RATE

•E30. And how many hours a week did she work when she started?

_____ HOURS PER WEEK

•E31. In which months during 1991 was she working for that employer as her main job?

ALL	OR	JAN	FEB	MAR	APR	MAY	JUNE	JULY	AUG	SEPT	OCT	NOV	DEC
-----	----	-----	-----	-----	-----	-----	------	------	-----	------	-----	-----	-----

•E32. Did she have any (other) **main-job** employers at any time during 1991? Again, if she was self-employed on a main job, count her as an employer.

[IWER: WIFE/"WIFE" CANNOT HAVE MORE THAN ONE MAIN JOB AT A TIME.]

1. YES	5. NO
--------	-------

 → TURN TO P. 52, E52



•E33. In what month and year did she start working for that (other) main-job employer?

YEAR:

--

97. BEFORE 1991, DK EXACT YEAR

98. DK YEAR AT ALL

MONTH DAY [IF VOLUNTEERED]

•E34. In which months during 1991 was she working for that employer?

ALL	OR	JAN	FEB	MAR	APR	MAY	JUNE	JULY	AUG	SEPT	OCT	NOV	DEC
-----	----	-----	-----	-----	-----	-----	------	------	-----	------	-----	-----	-----

•E35. On this main job, was she self-employed, was she employed by someone else, or what?

3. SELF-EMPLOYED ONLY	2. BOTH SOMEONE ELSE AND SELF	1. SOMEONE ELSE ONLY
↓	↓	↓

<p>•E36. Was that an unincorporated business or a corporation?</p> <div style="border: 1px solid black; padding: 2px; margin: 5px; text-align: center;">1. UNINCORPORATED</div> <div style="border: 1px solid black; padding: 2px; margin: 5px; text-align: center;">2. CORPORATION</div>	<p>•E37. Did she work for the federal, state, or local government, a private company, or what?</p> <table style="width: 100%; text-align: center;"> <tr> <td style="border: 1px solid black; padding: 2px;">1. FEDERAL GOV'T</td> <td style="border: 1px solid black; padding: 2px;">2. STATE GOV'T</td> <td style="border: 1px solid black; padding: 2px;">3. LOCAL GOV'T</td> </tr> <tr> <td style="border: 1px solid black; padding: 2px;">4. PRIVATE NON-GOV'T</td> <td style="border: 1px solid black; padding: 2px;">9. DON'T KNOW</td> <td></td> </tr> </table> <div style="border: 1px solid black; padding: 2px; margin: 5px; text-align: center;">7. OTHER (SPECIFY): _____</div>	1. FEDERAL GOV'T	2. STATE GOV'T	3. LOCAL GOV'T	4. PRIVATE NON-GOV'T	9. DON'T KNOW	
1. FEDERAL GOV'T	2. STATE GOV'T	3. LOCAL GOV'T					
4. PRIVATE NON-GOV'T	9. DON'T KNOW						

*E38. What was her occupation when she first started working for them? What sort of work did she do?

•

--	--	--

OCC

E39. What were her most important activities or duties?

*E40. What kind of business or industry was that in?

•

--	--	--

IND

*E41. What was her starting wage or salary with that employer?

\$ _____ PER _____

•

--	--	--	--

RATE

•E42. And how many hours a week did she work when she first started?

_____ HOURS PER WEEK

•E43. During 1991, did her job title or position with that main job employer change?

1. YES	5. NO	→GO TO E46
↓		

•E44. In what month did that happen?

_____ MONTH

•E45. Was that a promotion with higher pay, a major change in her duties but with the same pay, or what?

•E46. Has she stopped working for that **main job** employer?

1. YES	5. NO	→GO TO E51
↓		

•E47. In what month and year did she stop working for that employer?

	1991	1992	98. 1991 or 1992, DK WHICH
_____ MONTH	_____ DAY [IF VOLUNTEERED]		

•E48. What happened with that employer--did the company go out of business, was she laid off, did she quit, or what?

*E49. What was your (wife's/"WIFE'S") final wage or salary when she left that employer?

\$ _____ PER _____

--	--	--	--

RATE

•E50. And how many hours a week did she work just before she left?

_____ HOURS PER WEEK

•E51. Did she have any other **main job** employers at any time during 1991? (Remember to count her as an employer if she was self-employed then on a **main job**.)

1. YES	5. NO	→NEXT PAGE, E52
--------	-------	-----------------

TURN TO PINK
WORK HISTORY
SUPPLEMENT

CONVERSION TABLE: WEEK EQUIVALENTS

<u>DAYS TO WEEKS</u>		<u>MONTHS TO WEEKS</u>	
<u>(BASED ON 5-DAY WORK WEEK)</u>			
1 DAY	= .2 WEEKS	1 MONTH	= 4.3 WEEKS
2 DAYS	= .4 WEEKS	2 MONTHS	= 8.6 WEEKS
3 DAYS	= .6 WEEKS	3 MONTHS	= 13.0 WEEKS
4 DAYS	= .8 WEEKS	5 MONTHS	= 21.6 WEEKS
5 DAYS	= 1.0 WEEKS	7 MONTHS	= 30.3 WEEKS
		9 MONTHS	= 39.0 WEEKS
		11 MONTHS	= 47.6 WEEKS
		12 MONTHS	= 52.0 WEEKS

•E52. We're interested in how your (wife/"WIFE") spent her time from January through December 1991, regardless of whether or not she was employed. I know you may have given me some of this information already, but my instructions are to ask these questions of everybody. Did she take any vacation or time off during 1991?

1. YES

5. NO

→GO TO E55



•E53. How much vacation or time off did she take?

_____ DAYS _____ WEEKS _____ MONTHS

E54. When was that? [GET DAY IF VOLUNTEERED]

FROM _____ THRU _____ FROM _____ THRU _____

•E55. Did she miss any work in 1991 because you or someone else was sick?

1. YES

5. NO

→GO TO E58



•E56. How much work did she miss?

_____ DAYS _____ WEEKS _____ MONTHS

E57. When was that? _____

•E58. Did she miss any work in 1991 because she was sick?

1. YES

5. NO

→NEXT PAGE, E61



•E59. How much work did she miss?

_____ DAYS _____ WEEKS _____ MONTHS

E60. When was that? _____

FOR IWER CALCULATIONS ONLY

+ _____

+ _____

•E61. Did she miss any work in 1991 because she was on strike?

1. YES 5. NO ->GO TO E64

•E62. How much work did she miss?

DAYS WEEKS MONTHS +

E63. When was that? [GET DAY IF VOLUNTEERED]

FROM THRU FROM THRU

•E64. Did she miss any work in 1991 because she was unemployed and looking for work or temporarily laid off?

1. YES 5. NO ->GO TO E67

•E65. How much work did she miss?

DAYS WEEKS MONTHS +

E66. When was that? [GET DAY IF VOLUNTEERED]

FROM THRU FROM THRU

•E67. Were there any weeks in 1991 when she didn't have a job and was not looking for one?

1. YES 5. NO ->GO TO E70

•E68. How much time was that?

DAYS WEEKS MONTHS +

E69. When was that? [GET DAY IF VOLUNTEERED]

FROM THRU FROM THRU

•E70. Then, how many weeks did she actually work on her main job(s) in 1991?

WEEKS IN 1991 00. DID NOT WORK AT ALL IN 1991 NEXT PAGE, E74 TOTAL ALL THE REST

IF TOTAL DOES NOT EQUAL 52 WEEKS OR 12 MONTHS, RECONCILE WITH R OR EXPLAIN BELOW:

•E71. And, on the average, how many hours a week did she work on her main job(s) in 1991?

HOURS PER WEEK IN 1991

•E72. Did she work any overtime which isn't included in that?

1. YES 5. NO ->NEXT PAGE, E74

E73. How many hours did that overtime amount to in 1991?

TOTAL OVERTIME HOURS IN 1991

•E74. (Besides the weeks and hours you have just told me about,) did your (wife/"WIFE") have an **extra** job or other way of making money in addition to her main job(s) in 1991?

1. YES 5. NO →TURN TO P. 57, SECTION F



•E75. Did she work for the federal, state, or local government, a private company, or what?

1. FEDERAL GOV'T 2. STATE GOV'T 3. LOCAL GOV'T 4. PRIVATE NON-GOV'T 5. SELF-EMPLOYED 9. DON'T KNOW

*E76. What was her occupation? What sort of work did she do?

_____ •
OCC

E77. What were her most important activities or duties?

*E78. What kind of business or industry was that in?

_____ •
IND

*E79. About how much did she make at this?

\$ _____ PER _____ •
RATE

•E80. And, how many weeks did she work on this extra job in 1991?

_____ WEEKS IN 1991

•E81. On the average, how many hours a week did she work on this job?

_____ HOURS PER WEEK IN 1991

•E82. In what month and year did she start working for that employer?

_____ MONTH _____ YEAR

•E83. In which months during 1991 was she working for that employer?

ALL **OR** JAN FEB MAR APR MAY JUNE JULY AUG SEPT OCT NOV DEC

•E84. Has she stopped working for that employer?

1. YES 5. NO →NEXT PAGE, E86



•E85. In what month and year was that?

_____ MONTH _____ DAY [IF VOLUNTEERED] 1991 1992 98. 1991 or 1992, DK WHICH

E86. Did she have any other extra jobs in 1991?

YES

NO

→TURN TO P. 57, SECTION F



•E87. Did she work for the federal, state, or local government, a private company, or what?

1. FEDERAL GOV'T

2. STATE GOV'T

3. LOCAL GOV'T

4. PRIVATE NON-GOV'T

5. SELF-EMPLOYED

9. DON'T KNOW

*E88. What was her occupation? What sort of work did she do?

•

--	--	--

OCC

E89. What were her most important activities or duties?

*E90. What kind of business or industry was that in?

•

--	--	--

IND

*E91. About how much did she make at this?

\$ _____ PER _____

•

--	--	--	--

RATE

•E92. And, how many weeks did she work on this extra job in 1991?

_____ WEEKS IN 1991

•E93. On the average, how many hours a week did she work on this job?

_____ HOURS PER WEEK IN 1991

•E94. In what month and year did she start working for that employer?

_____ MONTH _____ YEAR

•E95. In which months during 1991 was she working for that employer?

ALL	OR	JAN	FEB	MAR	APR	MAY	JUNE	JULY	AUG	SEPT	OCT	NOV	DEC
-----	----	-----	-----	-----	-----	-----	------	------	-----	------	-----	-----	-----

•E96. Has she stopped working for that employer?

1. YES

5. NO

→GO TO E98



•E97. In what month and year was that?

_____ MONTH _____ DAY [IF VOLUNTEERED]

1991

1992

98. 1991 or 1992, DK WHICH

E98. Did she have any other extra jobs in 1991?

YES

NO

→TURN TO P. 57, SECTION F

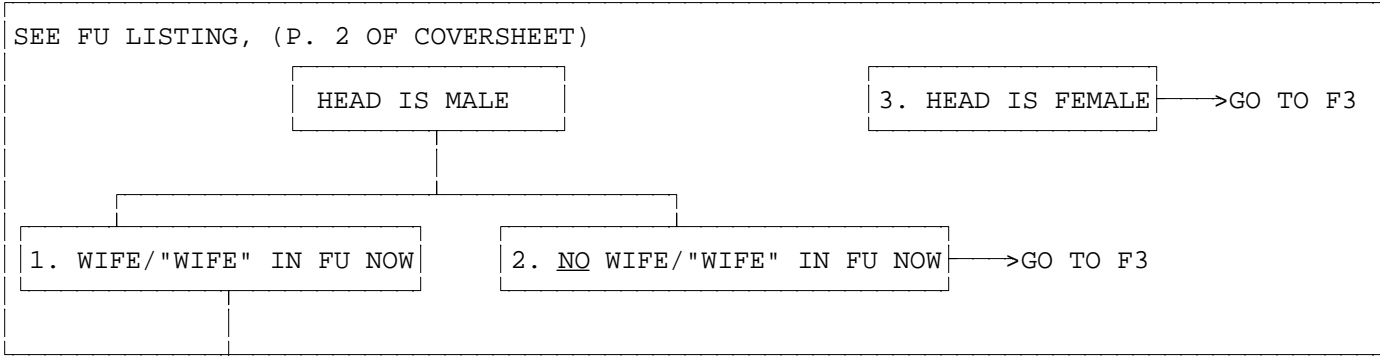


ASK E87-E98 AGAIN

THIS IS A BLANK PAGE

SECTION F: HOUSEWORK, CHILD CARE AND FOOD

•F1. INTERVIEWER CHECKPOINT



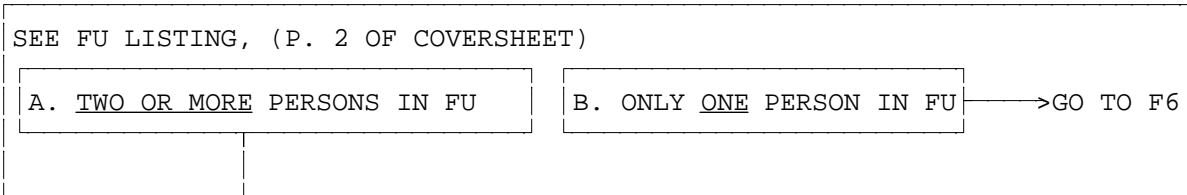
•F2. About how much time does your (wife/"WIFE") spend on housework in an average week? I mean time spent cooking, cleaning, and doing other work around the house.

_____ HOURS PER WEEK

•F3. About how much time do you (HEAD) spend on housework in an average week? (I mean time spent cooking, cleaning, and doing other work around the house.)

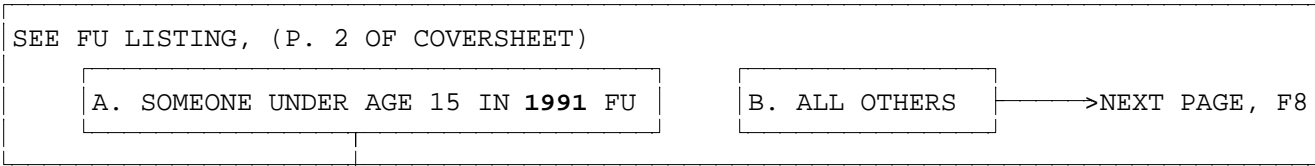
_____ HOURS PER WEEK

F4. INTERVIEWER CHECKPOINT



•F5. How many days a week does the family sit down and eat the main meal of the day together?

F6. INTERVIEWER CHECKPOINT



*F7. How much did you (and your family living there) pay for child care in 1991?

--	--	--	--	--	--

\$ _____ IN 1991

CH CARE

F8. Did you (or anyone else now living in your family) receive government food stamps last month?

YES



F9. For how many members of your family were stamps issued?

F10. How many dollars' worth of food stamps did you get?

\$_____ PER MONTH

F11. In addition to what you bought with food stamps, did you (or anyone else in your family) spend any money on food that you use at home?

YES

NO

→GO TO F13



F12. How much? [IF R LIVES WITH NON-FU MEMBERS, PROBE: Is that only your (FU's) share of the food?]

\$_____ **OR** \$_____

FU'S SHARE FU'S SHARE

PER WEEK PER MONTH

F13. Do you have any food delivered to the door which isn't included in that?

YES

NO

→GO TO F15



F14. How much do you spend on that food?

\$_____ **OR** \$_____

FU'S SHARE FU'S SHARE

PER WEEK PER MONTH

F15. About how much do you (and everyone else in your family) spend eating out, not counting meals at work or at school?

\$_____ **OR** \$_____

FU'S SHARE FU'S SHARE

PER WEEK PER MONTH

NEXT PAGE, F20

NO



F16. How much do you (and everyone else in your family) spend on food that you use at home in an average week? [IF R LIVES WITH NON-FU MEMBERS, PROBE: Is that only your (FU's) share of the food?]

\$_____ **OR** \$_____

FU'S SHARE FU'S SHARE

PER WEEK PER MONTH

F17. Do you have any food delivered to the door which isn't included in that?

YES

NO

→GO TO F19



F18. How much do you spend on that food?

\$_____ **OR** \$_____

FU'S SHARE FU'S SHARE

PER WEEK PER MONTH

F19. About how much do you (and everyone else in your family) spend eating out, not counting meals at work or at school?

\$_____ **OR** \$_____

FU'S SHARE FU'S SHARE

PER WEEK PER MONTH

NEXT PAGE, F20

F20. Did you (or anyone else in your family) use government food stamps at any time in 1991?

YES



NO

→ NEXT PAGE, SECTION G

F21. How many dollars' worth of stamps did you get in 1991?

\$_____ PER MONTH **OR** \$_____ PER TWO WEEKS

F22. During which months was that?

ALL

OR _____



NEXT PAGE, SECTION G

SECTION G: INCOME

G1. We try to understand how people all over the country are getting along financially, so now I have some questions about earnings and income.

G2. INTERVIEWER CHECKPOINT

SEE B9 **AND** B10, (P. 9)--PRESENT OCCUPATION

1. HEAD IS A FARMER OR RANCHER

5. ALL OTHERS →GO TO G6

↓

	<input type="text"/>	TOT REC'TS
*G3. What were your total receipts from farming in 1991, including soil bank payments and commodity credit loans?	\$ _____	A
G4. What were your total operating expenses, not counting living expenses?	\$ _____	B
G5. That left you a net income from farming of? (A - B =)	\$ _____	C

G6. Did you (or anyone else in the family there) own a business at any time in 1991 or have a financial interest in any business enterprise?

1. YES

5. NO →NEXT PAGE, G12

IND

*G7. What kind of business was that? _____

G8. Who in the family owned that? _____

G9. Did (you/he/she/they) put in any work time for this business in 1991?

1. YES → THESE WORK HOURS MUST BE REPORTED!

5. NO

G10. Was it a corporation or an unincorporated business, or did (you/he/she/they) have an interest in both kinds?

1. CORPORATION
NEXT PAGE, G12

2. UNINCORPORATED

3. BOTH

8. DON'T KNOW

G11. How much was (your/his/her/their) share of the total income from the business in 1991--that is, the amount (you/he/she/they) took out plus any profit left in? [IF ZERO: Did you have a loss? How much was it?]

\$ _____ **OR** \$- _____

PROFIT LOSS

G12. Did you (HEAD) earn wages or salaries in 1991 from working on any jobs? (Other than the unincorporated business we have just talked about?)

YES
↓

NO
↓

G13. How much did you (HEAD) earn altogether from wages or salaries in 1991, that is, before anything was deducted for taxes or other things?

\$ _____ IN 1991

G14. In addition to this, did you have any income from bonuses, overtime, tips, or commissions?

YES NO
↓ GO TO G18

G15. How much was that?

\$ _____ IN 1991

G16. Did you have any income from bonuses, overtime, tips, or commissions?

YES NO
↓ GO TO G18

G17. How much was that?

\$ _____ IN 1991

G18. I'm going to read you a list of other sources of income you might have had. Did you (HEAD) receive any other income in 1991 from professional practice or trade?

	G18		G19 How much was it?	G20 During which months of 1991 did you get this income?	G21 [INTERVIEWER: DID YOU GET WORK HOURS FOR THIS INCOME?]
a. PROFESSIONAL PRACTICE OR TRADE	NO	YES →	\$ _____ PER _____	12 MONTHS OR FROM _____ THRU _____ FROM _____ THRU _____	YES NO
b. farming or market gardening?	NO	YES →	\$ _____ PER _____	12 MONTHS OR FROM _____ THRU _____ FROM _____ THRU _____	YES NO
c. roomers or boarders?	NO	YES →	\$ _____ PER _____	12 MONTHS OR FROM _____ THRU _____ FROM _____ THRU _____	YES NO

↓

1) A ROOMER OR BOARDER MUST BE A NON-FU MEMBER;
2) SOMEONE IN THIS FU MUST DO WORK FOR THIS MONEY; AND
3) THESE WORK HOURS SHOULD HAVE BEEN REPORTED IN SECTION B OR C.

THESE WORK HOURS MUST BE REPORTED IN SECTION B OR C!

G22. INTERVIEWER CHECKPOINT

SEE B82, (P. 18) OR C74, (P. 30)--EXTRA JOBS IN 1991	
<input type="checkbox"/> A. EXTRA JOB IN 1991	<input type="checkbox"/> B. ALL OTHERS → GO TO G25

G23. Have you included your earnings from the extra job(s) in the amounts we just talked about?

YES

NO

G24. How much did you earn from your extra jobs in 1991?

\$ _____ FROM EXTRA JOBS IN 1991

G25. Did you (HEAD) receive any other income in 1991 from rent?

G27

G26

During which months of 1991 did you get this income?

G25

How much was it?

a. RENT

NO	YES
----	-----

\$ _____

PER _____

12 MONTHS	<u>OR</u>
FROM _____	THRU _____

b. dividends, interest, trust funds, or royalties?

NO	YES
----	-----

\$ _____

PER _____

12 MONTHS	<u>OR</u>
FROM _____	THRU _____

G28. Did you (HEAD) receive any income in 1991 from ADC or AFDC?

G30

G29

During which months of 1991 did you get this income?

G28

How much was it?

a. ADC, AFDC

NO	YES
----	-----

\$ _____

PER _____

12 MONTHS	<u>OR</u>
FROM _____	THRU _____

b. Supplemental Security Income?

NO	YES
----	-----

\$ _____

PER _____

12 MONTHS	<u>OR</u>
FROM _____	THRU _____

c. other welfare?

NO	YES
----	-----

\$ _____

PER _____

12 MONTHS	<u>OR</u>
FROM _____	THRU _____

G31. Did you (HEAD) (or anyone else in the family there) receive any income in 1991 from Social Security?

YES
↓

NO → GO TO G37

	<input type="text"/> <input type="text"/> 1st PERSON SEQ #	<input type="text"/> <input type="text"/> 2nd PERSON SEQ #	<input type="text"/> <input type="text"/> 3rd PERSON SEQ #
G32. (Who was that?)	RELATION TO HEAD PERSON NUMBER	RELATION TO HEAD PERSON NUMBER	RELATION TO HEAD PERSON NUMBER
*G33. Was that disability, retirement, survivor's benefits, or what?	1. DISABILITY	1. DISABILITY	1. DISABILITY
	2. RETIREMENT	2. RETIREMENT	2. RETIREMENT
	3. SURVIVOR'S BENEFITS	3. SURVIVOR'S BENEFITS	3. SURVIVOR'S BENEFITS
	OTHER (SPECIFY): _____	OTHER (SPECIFY): _____	OTHER (SPECIFY): _____
*G34. How much was it?	\$ _____	\$ _____	\$ _____
	PER _____	PER _____	PER _____
G35. During which months of 1991 did (you/he/she) get this income?	12 MONTHS <u>OR</u>	12 MONTHS <u>OR</u>	12 MONTHS <u>OR</u>
	FROM _____ THRU _____	FROM _____ THRU _____	FROM _____ THRU _____
	• <input type="text"/> <input type="text"/> <input type="text"/> <input type="text"/> <input type="text"/> <input type="text"/> • <input type="text"/>	• <input type="text"/> <input type="text"/> <input type="text"/> <input type="text"/> <input type="text"/> <input type="text"/> • <input type="text"/>	• <input type="text"/> <input type="text"/> <input type="text"/> <input type="text"/> <input type="text"/> <input type="text"/> • <input type="text"/>
G36. Did anyone else receive any income from Social Security in 1991?	YES NO	YES NO	YES NO
	ASK G32-G36 AGAIN GO TO G37	ASK G32-G36 AGAIN GO TO G37	ASK G32-G36 AGAIN GO TO G37

ALL SOCIAL SECURITY RECEIVED BY ANY FU MEMBER MUST BE REPORTED HERE

G37. Did you (HEAD) receive any income in 1991 from the Veteran's Administration for a serviceman's, (widow's,) or survivor's pension, service disability, or the GI bill?

YES
↓

NO → NEXT PAGE, G40

G38. How much was it? \$ _____ PER _____

G39. During which months of 1991 did you get this income?
 12 MONTHS OR FROM _____ THRU _____

G40. Did you (HEAD) receive any income in 1991 from other retirement pay, pensions, or annuities?

YES
↓

NO → GO TO G44

G41. How much was it? \$ _____ PER _____
G42. During which months of 1991 did you get this income? <input type="checkbox"/> 12 MONTHS <u>OR</u> FROM _____ THRU _____
G43. How many of these other pensions (not including Veterans Administration pensions) did you get? _____ TOTAL NUMBER OF NON-VA PENSIONS

G44. Did you (HEAD) receive any income in 1991 from unemployment compensation?

G46

G45

During which months of 1991

G44

How much was it?

did you get this income?

	G44		G45	G46
	NO	YES	How much was it?	During which months of 1991 did you get this income?
a. UNEMPLOYMENT COMPENSATION			\$ _____ PER _____	<input type="checkbox"/> 12 MONTHS <u>OR</u> FROM _____ THRU _____ FROM _____ THRU _____
b. workers compensation?			\$ _____ PER _____	<input type="checkbox"/> 12 MONTHS <u>OR</u> FROM _____ THRU _____ FROM _____ THRU _____
c. alimony?			\$ _____ PER _____	<input type="checkbox"/> 12 MONTHS <u>OR</u> FROM _____ THRU _____ FROM _____ THRU _____
d. child support?			\$ _____ PER _____	<input type="checkbox"/> 12 MONTHS <u>OR</u> FROM _____ THRU _____ FROM _____ THRU _____
e. help from relatives?			\$ _____ PER _____	<input type="checkbox"/> 12 MONTHS <u>OR</u> FROM _____ THRU _____ FROM _____ THRU _____
f. Anything else? (SPECIFY):			\$ _____ PER _____	<input type="checkbox"/> 12 MONTHS <u>OR</u> FROM _____ THRU _____ FROM _____ THRU _____

G47. Did anyone (else) not living with you help you (and your family) out by giving you money during 1991?

YES

NO

→GO TO G49



G48. How much did that amount to last year? \$ _____
MONEY FROM OTHERS IN 1991

G49. INTERVIEWER CHECKPOINT

SEE FU LISTING, (P. 2 OF COVERSHEET)

A. WIFE/"WIFE" IN FU NOW



B. ALL OTHERS →TURN TO P. 67, G64

G50. Did your (wife/"WIFE") receive any income during 1991?

YES

NO

→TURN TO P. 67, G64



G51. Was any of it earnings from her work?

YES

NO

→GO TO G53



G52. How much did she earn altogether from work in 1991, that is, before anything was deducted for taxes or other things?

\$ _____
TOTAL EARNINGS FROM WORK IN 1991

WORK HOURS MUST BE
REPORTED IN SECTION
D OR E FOR THIS INCOME

G53. Did she receive any unemployment compensation in 1991?

YES

NO

→NEXT PAGE, G56



G54. How much was that? _____ UNEMPLOYMENT COMPENSATION IN 1991

G55. During which months of 1991 did she get this income?

12 MONTHS

OR

FROM _____ THRU _____

G56. Did she receive any workers compensation in 1991?

YES	NO	→GO TO G59
↓		

G57. How much was that? \$ _____ WORKERS COMPENSATION IN 1991

G58. During which months of 1991 did she get this income?

12 MONTHS	OR	FROM _____ THRU _____
-----------	-----------	-----------------------

G59. Did she receive any (other) income in 1991 from interest, welfare, pensions, child support, or any other source?

YES	NO	→NEXT PAGE, G64
↓		

	FIRST SOURCE	SECOND SOURCE												
G60. What was it from?	_____	_____												
G61. How much did that amount to in 1991?	\$ _____ IN 1991	\$ _____ IN 1991												
G62. During which months of 1991 did she get this income?	<table border="0" style="margin: auto;"> <tr> <td style="border: 1px solid black; padding: 2px;">12 MONTHS</td> <td style="padding: 0 10px;">OR</td> <td>FROM _____ THRU _____</td> </tr> </table>	12 MONTHS	OR	FROM _____ THRU _____	<table border="0" style="margin: auto;"> <tr> <td style="border: 1px solid black; padding: 2px;">12 MONTHS</td> <td style="padding: 0 10px;">OR</td> <td>FROM _____ THRU _____</td> </tr> </table>	12 MONTHS	OR	FROM _____ THRU _____						
12 MONTHS	OR	FROM _____ THRU _____												
12 MONTHS	OR	FROM _____ THRU _____												
G63. Any other income?	<table border="0" style="margin: auto;"> <tr> <td style="border: 1px solid black; padding: 2px;">YES</td> <td style="padding: 0 10px;"></td> <td style="border: 1px solid black; padding: 2px;">NO</td> </tr> <tr> <td style="text-align: center;">ASK G60-G63 AGAIN</td> <td></td> <td style="text-align: center;">NEXT PAGE, G64</td> </tr> </table>	YES		NO	ASK G60-G63 AGAIN		NEXT PAGE, G64	<table border="0" style="margin: auto;"> <tr> <td style="border: 1px solid black; padding: 2px;">YES</td> <td style="padding: 0 10px;"></td> <td style="border: 1px solid black; padding: 2px;">NO</td> </tr> <tr> <td style="text-align: center;">ASK G60-G63 AGAIN</td> <td></td> <td style="text-align: center;">NEXT PAGE, G64</td> </tr> </table>	YES		NO	ASK G60-G63 AGAIN		NEXT PAGE, G64
YES		NO												
ASK G60-G63 AGAIN		NEXT PAGE, G64												
YES		NO												
ASK G60-G63 AGAIN		NEXT PAGE, G64												

G64. INTERVIEWER CHECKPOINT: SEE FU LISTING, P. 2 OF COVERSHEET

GRAY OR PINK COVERSHEET AND
1991 OFUM LABEL IS AFFIXED TO G71 GRID

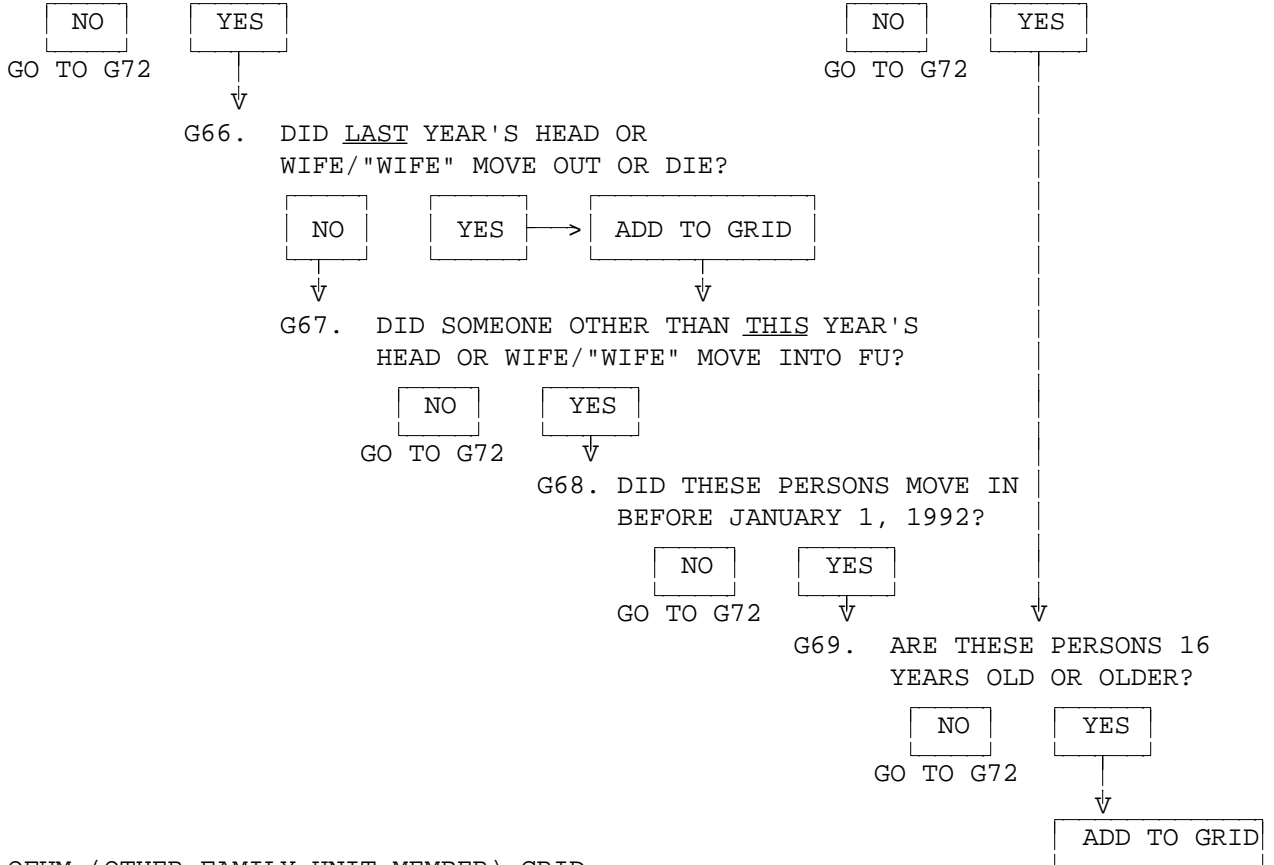
GREEN OR LIME OR
BRIGHT ORANGE
COVERSHEET

GOLDENROD
COVERSHEET

TURN TO P. 69, G72a

G65. DID SOMEONE MOVE IN OR OUT OR DIE?

G70. IS SOMEONE OTHER THAN THIS YEAR'S HEAD OR WIFE/"WIFE" INCLUDED IN FU?



G71. 1991 OFUM (OTHER FAMILY UNIT MEMBER) GRID

OTHER FU MEMBER	RELATIONSHIP TO HEAD	CURRENT AGE	PERSON NUMBER
A			
B			
C			
D			
E			
F			
G			
H			

G72. INTERVIEWER CHECKPOINT

SEE G71 GRID ABOVE--DELETE:

- a) ALL PRELISTED PERSONS STILL 15 OR YOUNGER
- b) PRELISTED G'FRIEND/B'FRIEND WHO IS NOW HEAD/WIFE/"WIFE"

IS SOMEONE STILL LISTED?

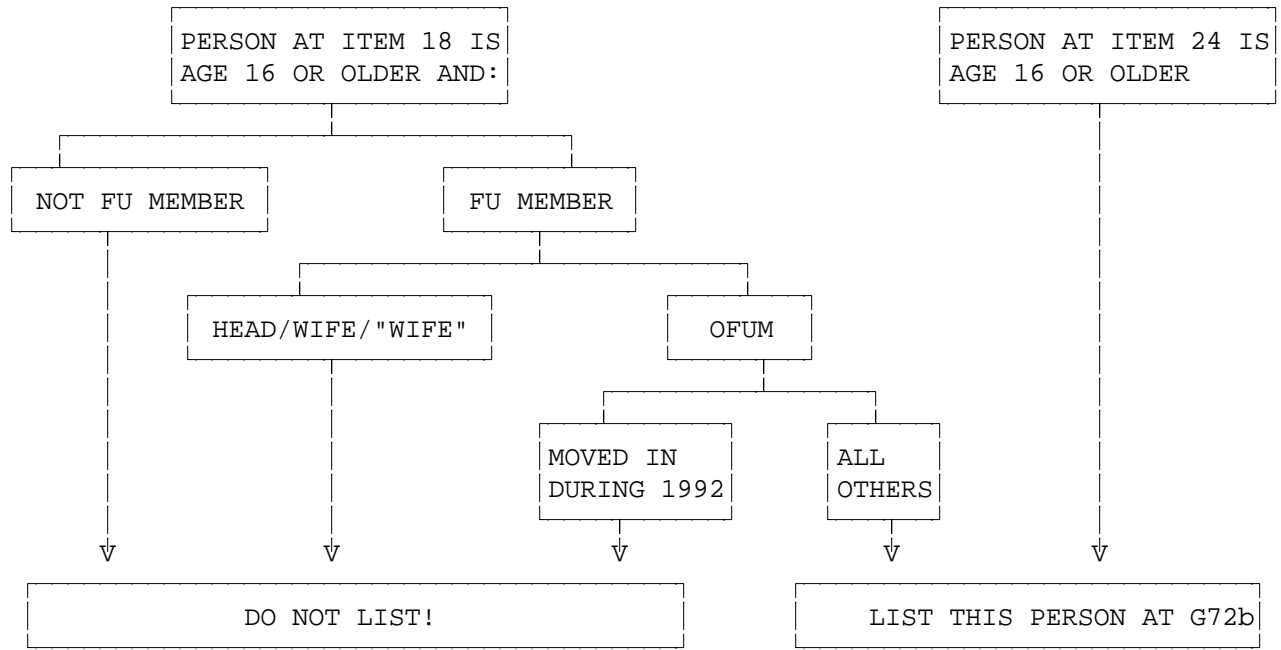
YES → TURN TO P. 70, G73

NO → TURN TO P. 76, G92

THIS IS A BLANK PAGE

G72a. INTERVIEWER CHECKPOINT

SEE P. 2 OF *GOLDENROD* COVERSHEET



G72b. 1991 OFUM (OTHER FAMILY UNIT MEMBER) GRID

OTHER FU MEMBER	RELATIONSHIP TO HEAD	CURRENT AGE	PERSON NUMBER
A			
B			
C			
D			
E			
F			
G			
H			

G72c. INTERVIEWER CHECKPOINT

IS SOMEONE LISTED?

YES → TURN TO P. 70, G73

NO → TURN TO P. 76, G92

1991 OTHER FU MEMBER A

G73. RELATIONSHIP TO HEAD _____ AGE _____ PERSON NUMBER _____
 SEQ #

G74. INTERVIEWER CHECKPOINT

A. THIS PERSON IS DECEASED B. THIS PERSON IS NOT DECEASED



•G75. We would like to know about what (INDIVIDUAL) does--is (he/she) working now, looking for work, retired, a student, keeping house, or what? [CHECK ALL THAT APPLY.]

1. WORKING NOW	2. ONLY TEMPORARILY LAID OFF	3. LOOKING FOR WORK, UNEMPLOYED	4. RETIRED
5. PERMANENTLY DISABLED	6. KEEPING HOUSE	7. STUDENT	
8. OTHER (SPECIFY): _____			9. DON'T KNOW

G76. During 1991 did (he/she) have a full-time or part-time job (not counting work around the house)?

FULL-TIME JOB PART-TIME JOB DID NOT HAVE A JOB

NEXT PAGE, G83



	FIRST JOB	SECOND JOB
G77. What kind of work did (he/she) usually do?	_____	_____
G78. About how much money did (he/she) earn from that job last year?	\$_____ IN 1991	\$_____ IN 1991
G79. About how many <u>weeks</u> did (he/she) work on that job last year?	_____ WEEKS IN 1991	_____ WEEKS IN 1991
G80. During which months was that?	FROM_____ THRU_____	FROM_____ THRU_____
G81. During the weeks that (he/she) worked, about how many hours did (he/she) usually work per week?	_____ HOURS PER WEEK IN 1991	_____ HOURS PER WEEK IN 1991
G82. Did (he/she) have any other jobs in 1991?	<input type="checkbox"/> YES <input type="checkbox"/> NO	<input type="checkbox"/> YES <input type="checkbox"/> NO
	ASK G77- G82 AGAIN	NEXT PAGE, G83

G83. Did (he/she) have any (other) income, such as pensions, welfare, interest, gifts, or anything else, last year?

YES
↓

NO → GO TO G88

	FIRST	SECOND
G84. What was that from?	_____	_____
G85. How much was that last year?	\$ _____ IN 1991	\$ _____ IN 1991
G86. During which months of 1991 did (he/she) get this income?	<input type="checkbox"/> 12 MONTHS <u>OR</u> FROM _____ THRU _____	<input type="checkbox"/> 12 MONTHS <u>OR</u> FROM _____ THRU _____
G87. Any other income?	<input type="checkbox"/> YES ASK G84-G87 AGAIN	<input type="checkbox"/> NO GO TO G88
	<input type="checkbox"/> YES ASK G84-G87 AGAIN	<input type="checkbox"/> NO GO TO G88

•G88. When did (he/she) last attend school?

MONTH	<input type="checkbox"/> 1991	<input type="checkbox"/> 1992	
	↓	↓	
			<input type="checkbox"/> OTHER YEAR (SPECIFY): _____ GO TO G90

•G89. Was (he/she) enrolled as a full-time or part-time student?

<input type="checkbox"/> 1. FULL-TIME STUDENT	<input type="checkbox"/> 3. PART-TIME STUDENT
---	---

•G90. What is the highest grade or year of school that (he/she) has completed?

_____ GRADE/YEAR

G91. INTERVIEWER CHECKPOINT

SEE G71 GRID, (P. 67) OR G72b GRID, (P. 69)

A. 2 OR MORE 1991 OFUMS LISTED IN G71/G72b GRID → NEXT PAGE, G73

B. ALL OTHERS → TURN TO P. 76, G92

•TYPE TAXABLE: L A					
\$ TX	•	<input type="text"/>	•	WRK HRS	• <input type="text"/>
TR	•	<input type="text"/>	•	CODE SOCIAL SECURITY	\$ TR • <input type="text"/>
				FROM G33 AND G35, P. 63	

1991 OTHER FU MEMBER B

G73. RELATIONSHIP TO HEAD _____ AGE _____ PERSON NUMBER _____
 SEQ #

G74. INTERVIEWER CHECKPOINT

A. THIS PERSON IS DECEASED B. THIS PERSON IS NOT DECEASED



•G75. We would like to know about what (INDIVIDUAL) does--is (he/she) working now, looking for work, retired, a student, keeping house, or what? [CHECK ALL THAT APPLY.]

1. WORKING NOW	2. ONLY TEMPORARILY LAID OFF	3. LOOKING FOR WORK, UNEMPLOYED	4. RETIRED
5. PERMANENTLY DISABLED	6. KEEPING HOUSE	7. STUDENT	
8. OTHER (SPECIFY): _____			9. DON'T KNOW

G76. During 1991 did (he/she) have a full-time or part-time job (not counting work around the house)?

FULL-TIME JOB PART-TIME JOB DID NOT HAVE A JOB

NEXT PAGE, G83



	FIRST JOB	SECOND JOB
G77. What kind of work did (he/she) usually do?	_____	_____
G78. About how much money did (he/she) earn from that job last year?	\$_____ IN 1991	\$_____ IN 1991
G79. About how many <u>weeks</u> did (he/she) work on that job last year?	_____ WEEKS IN 1991	_____ WEEKS IN 1991
G80. During which months was that?	FROM_____ THRU_____	FROM_____ THRU_____
G81. During the weeks that (he/she) worked, about how many hours did (he/she) usually work per week?	_____ HOURS PER WEEK IN 1991	_____ HOURS PER WEEK IN 1991
G82. Did (he/she) have any other jobs in 1991?	<input type="checkbox"/> YES <input type="checkbox"/> NO	<input type="checkbox"/> YES <input type="checkbox"/> NO
	ASK G77- G82 AGAIN	NEXT PAGE, G83
		ASK G77- G82 AGAIN
		NEXT PAGE, G83

1991 OTHER FU MEMBER C

G73. RELATIONSHIP TO HEAD _____ AGE _____ PERSON NUMBER _____
 SEQ #

G74. INTERVIEWER CHECKPOINT

A. THIS PERSON IS DECEASED B. THIS PERSON IS NOT DECEASED



•G75. We would like to know about what (INDIVIDUAL) does--is (he/she) working now, looking for work, retired, a student, keeping house, or what? [CHECK ALL THAT APPLY.]

1. WORKING NOW 2. ONLY TEMPORARILY LAID OFF 3. LOOKING FOR WORK, UNEMPLOYED 4. RETIRED

5. PERMANENTLY DISABLED 6. KEEPING HOUSE 7. STUDENT

8. OTHER (SPECIFY): _____ 9. DON'T KNOW

G76. During 1991 did (he/she) have a full-time or part-time job (not counting work around the house)?

FULL-TIME JOB PART-TIME JOB DID NOT HAVE A JOB

NEXT PAGE, G83



	FIRST JOB	SECOND JOB
G77. What kind of work did (he/she) usually do?	_____	_____
G78. About how much money did (he/she) earn from that job last year?	\$_____ IN 1991	\$_____ IN 1991
G79. About how many <u>weeks</u> did (he/she) work on that job last year?	_____ WEEKS IN 1991	_____ WEEKS IN 1991
G80. During which months was that?	FROM_____ THRU_____	FROM_____ THRU_____
G81. During the weeks that (he/she) worked, about how many hours did (he/she) usually work per week?	_____ HOURS PER WEEK IN 1991	_____ HOURS PER WEEK IN 1991
G82. Did (he/she) have any other jobs in 1991?	<input type="checkbox"/> YES <input type="checkbox"/> NO	<input type="checkbox"/> YES <input type="checkbox"/> NO
	ASK G77- G82 AGAIN	NEXT PAGE, G83
		ASK G77- G82 AGAIN
		NEXT PAGE, G83

ASK EVERYONE

G92. INTERVIEWER CHECKPOINT

SEE FU LISTING, (P. 2 OF COVERSHEET)

OFUMS IN FU IN 1991:

A. ARE NOW AGE 15 OR YOUNGER	B. ALL OTHERS	C. NO OFUMS IN FU
	NEXT PAGE, G99	NEXT PAGE, G99

G93. Did anyone else 15 or younger living there in 1991 have any income in 1991?

YES	NO → NEXT PAGE, G99
-----	---------------------

G94. Who was that? [LIST EACH PERSON AND ASK G95-G98]	G95. About how much was that?	G96. What was that from?	G97. [IF WORK MENTIONED AT G96] About how many hours of work was that?	G98. Did anyone else 15 or younger living there in 1991 have any income in 1991?
_____ RELATION TO HEAD _____ AGE _____ PERSON #	\$ _____ IN 1991	_____ _____ _____	_____ HOURS IN 1991	<div style="text-align: center; border: 1px solid black; width: 40px; margin: 0 auto; padding: 2px;">YES</div> ASK G94-G98 AGAIN <div style="text-align: center; border: 1px solid black; width: 40px; margin: 0 auto; padding: 2px;">NO</div> NEXT PAGE, G99
_____ RELATION TO HEAD _____ AGE _____ PERSON #	\$ _____ IN 1991	_____ _____ _____	_____ HOURS IN 1991	<div style="text-align: center; border: 1px solid black; width: 40px; margin: 0 auto; padding: 2px;">YES</div> ASK G94-G98 AGAIN <div style="text-align: center; border: 1px solid black; width: 40px; margin: 0 auto; padding: 2px;">NO</div> NEXT PAGE, G99

--	--

SEQ #

• TYPE TAXABLE	L	A										
\$TX •										•		
WRKHRS										•		
TYPE TRANSFER												
•CODE SOC SEC FR. G33/G35, P.63												
\$TR •											•	

--	--

SEQ #

• TYPE TAXABLE	L	A										
\$TX •										•		
WRKHRS										•		
TYPE TRANSFER												
•CODE SOC SEC FR. G33/G35, P.63												
\$TR •											•	

•G99. Did you (or anyone else in your family living there) get any other money in 1991-- like a big settlement from an insurance company, or an inheritance?

1. YES

5. NO

→GO TO G102

*G100. How much did that amount to?

\$ _____ IN 1991

• [] [] [] [] [] []
LUMP SUM

*G101. How much of that was an inheritance?

\$ _____ IN 1991

• [] [] [] [] [] []
INHERITANCE

•G102. Some people have expenses they can itemize and deduct on their income tax. Did you itemize deductions on your 1991 federal income tax, such as property taxes, interest payments, and charitable contributions?

1. YES

5. NO

5. DID/WILL NOT FILE (VOL.)

•G103. In 1991, did you give any money toward the support of anyone who was not living with you at the time?

1. YES

5. NO

→NEXT PAGE, SECTION H

•G104. How many people was that? _____

•G105. Who (was that/were they)? _____
RELATIONSHIP TO HEAD

G106. How much money was that altogether in 1991? \$ _____ IN 1991

•G107. Was any of that child support?

1. YES

5. NO

→GO TO G109

G108. How much did that child support amount to in 1991? \$ _____ IN 1991

•G109. Was any of the money you gave in 1991 alimony?

1. YES

5. NO

→GO TO G111

G110. How much did that alimony amount to in 1991? \$ _____ IN 1991

G111. INTERVIEWER CHECKPOINT

SEE G104 ABOVE--NUMBER OF PERSONS SUPPORTED
[] 2 OR MORE PERSONS [] ONLY 1 PERSON

•G112. Were any of those people dependent on you for more than half of their total support?

1. YES

5. NO

NEXT PAGE, SECTION H

•G114. Was that person dependent on you for more than half of (his/her) total support?

1. YES

5. NO

NEXT PAGE, SECTION H

•G113. How many people was that? _____

NEXT PAGE, SECTION H

SECTION H: HEALTH

- H1. Now I have a few questions about your health, including any serious limitations you might have. Would you (HEAD) say your health in general is excellent, very good, good, fair, or poor?

1. EXCELLENT

2. VERY
GOOD

3. GOOD

4. FAIR

5. POOR

8. DON'T
KNOW

- H2. Do you (HEAD) have any physical or nervous condition that limits the type of work or the amount of work you can do?

1. YES

5. NO →GO TO H5



- H3. Does this condition keep you from doing some types of work?

1. YES

5. NO

8. DON'T KNOW

7. CAN DO NOTHING (VOL) →GO TO H5



- H4. For work you can do, how much does it limit the amount of work you can do -- a lot, somewhat, or just a little?

1. A LOT

3. SOMEWHAT

5. JUST A LITTLE

7. NOT AT ALL (VOL)

- H5. INTERVIEWER CHECKPOINT

SEE FU LISTING, P. 2 OF COVERSHEET

1. HEAD IS AGE 55 OR OLDER

5. ALL OTHERS

TURN TO P. 80, H25



- H6. The next questions are about your (HEAD's) ability to do certain activities--by yourself and without special equipment. Because of a health or physical problem, do you have any difficulty...

• a. bathing or showering?	1. YES	5. NO
• b. (<u>Any</u> difficulty) dressing?	1. YES	5. NO
• c. (<u>Any</u> difficulty) eating?	1. YES	5. NO
• d. (<u>Any</u> difficulty) getting in or out of bed or a chair?	1. YES	5. NO
• e. Because of a health or physical problem, do you have any difficulty walking?	1. YES	5. NO
• f. (<u>Any</u> difficulty) getting outside?	1. YES	5. NO
• g. (<u>Any</u> difficulty) using the toilet, including getting to the toilet?	1. YES	5. NO

- H7. INTERVIEWER CHECKPOINT

SEE H6a-g ABOVE--WHETHER HAS DIFFICULTY

1. "YES" TO AT LEAST ONE ITEM (H6a-H6g) ABOVE

5. ALL OTHERS

NEXT PAGE, H9



- H8. Does someone usually help you in doing these activities?

1. YES

5. NO

•H9. The next questions are about doing other activities by yourself. Because of a health or physical problem, do you have any difficulty preparing your own meals?

1. YES
↓

5. NO
↓

7. DOESN'T
DO

→•H10. Is this because of a health or physical problem?

1. YES

5. NO

•H11. Shopping for personal toilet items or medicines?

1. YES
↓

5. NO
↓

7. DOESN'T
DO

→•H12. Is this because of a health or physical problem?

1. YES

5. NO

•H13. Managing your own money, such as keeping track of expenses or paying bills?

1. YES
↓

5. NO
↓

7. DOESN'T
DO

→•H14. Is this because of a health or physical problem?

1. YES

5. NO

•H15. Using the telephone?

1. YES
↓

5. NO
↓

7. DOESN'T
DO

→•H16. Is this because of a health or physical problem?

1. YES

5. NO

•H17. Doing heavy housework, like scrubbing floors or washing windows?

1. YES
↓

5. NO
↓

7. DOESN'T
DO

→•H18. Is this because of a health or physical problem?

1. YES

5. NO

•H19. Doing light housework, like doing dishes, straightening up, or light housecleaning?

1. YES
↓

5. NO
↓

7. DOESN'T
DO

→•H20. Is this because of a health or physical problem?

1. YES

5. NO

•H21. Since January 1 of last year--1991--has a paid nurse or trained attendant come to your home for your health or personal needs?

1. YES

5. NO

•H22. Have you been a resident of a nursing home at any time since January 1 of last year, 1991?

1. YES
↓

5. NO

NEXT PAGE, H25

•H23. Altogether, how many weeks or months have you spent in a nursing home since January 1, 1991?

_____ WEEKS *OR* _____ MONTHS *OR* 97. ALL OF THEM

•H24. Had you ever spent any time in a nursing home before January, 1991?

1. YES

5. NO

INTERVIEWER:

ARIZONA RESPONDENTS MAY MENTION ARIZONA HEALTH CARE COST CONTAINMENT SYSTEM (AHCCCS), WHICH IS EQUIVALENT TO MEDICAID.

CALIFORNIA RESPONDENTS CALL MEDICAID "MEDI-CAL".

- H25. Is anyone in your family living there covered by (Medicaid or Medical Assistance/Medi-Cal)? [DO NOT INCLUDE MEDICARE]

1. YES

5. NO

→GO TO H27



- H26. Who is covered? [LIST ALL FAMILY MEMBERS COVERED]

RELATION TO HEAD

SEX

AGE

PERSON
NUMBER

SEQ #

RELATION TO HEAD

SEX

AGE

PERSON
NUMBER

SEQ #

RELATION TO HEAD

SEX

AGE

PERSON
NUMBER

SEQ #

- H27. INTERVIEWER CHECKPOINT

SEE FU LISTING, (P. 2 OF COVERSHEET)

1. WIFE/"WIFE" IN FU NOW

5. ALL OTHERS

→TURN TO P. 82, H52



- H28. Now I have a few questions about your (wife's/"WIFE'S") health. Would you say her health in general is excellent, very good, good, fair, or poor?

1. EXCELLENT

2. VERY
GOOD

3. GOOD

4. FAIR

5. POOR

8. DON'T
KNOW

- H29. Does your (wife/"WIFE") have any physical or nervous condition that limits the type of work or the amount of work she can do?

1. YES

5. NO

→NEXT PAGE, H32



- H30. Does this condition keep her from doing some types of work?

1. YES

5. NO

8. DON'T KNOW

7. CAN DO NOTHING (VOL)

→NEXT PAGE, H32



- H31. For work she can do, how much does it limit the amount of work she can do -- a lot, somewhat, or just little?

1. A LOT

3. SOMEWHAT

5. JUST A LITTLE

7. NOT AT ALL (VOL)

•H32. INTERVIEWER CHECKPOINT

SEE FU LISTING, P. 2 OF COVERSHEET	
1. WIFE/"WIFE" IS AGE 55 OR OLDER	5. ALL OTHERS
TURN TO P. 82, H52	



H33. The next questions are about your (wife's/"WIFE'S") ability to do certain activities--by herself and without special equipment. Because of a health or physical problem, does she have any difficulty...

• a. bathing or showering?	1. YES	5. NO
• b. (<u>Any</u> difficulty) dressing?	1. YES	5. NO
• c. (<u>Any</u> difficulty) eating?	1. YES	5. NO
• d. (<u>Any</u> difficulty) getting in or out of bed or a chair?	1. YES	5. NO
• e. Because of a health or physical problem, does she have any difficulty walking?	1. YES	5. NO
• f. (<u>Any</u> difficulty) getting outside?	1. YES	5. NO
• g. (<u>Any</u> difficulty) using the toilet, including getting to the toilet?	1. YES	5. NO

•H34. INTERVIEWER CHECKPOINT

SEE H33a-g ABOVE--WHETHER HAS DIFFICULTY	
1. "YES" TO AT LEAST ONE ITEM (H33a-H33g) ABOVE	5. ALL OTHERS
GO TO H36	



•H35. Does someone usually help her in doing these activities?

1. YES	5. NO
--------	-------

•H36. The next questions are about your (wife/"WIFE") doing other activities by herself. Because of a health or physical problem, does she have any difficulty preparing her own meals?

1. YES	5. NO	7. DOESN'T DO	→•H37. Is this because of a health or physical problem?		
1. YES	5. NO		<table style="display: inline-table; vertical-align: middle;"> <tr> <td style="border: 1px solid black; padding: 5px; width: 50%;">1. YES</td> <td style="border: 1px solid black; padding: 5px; width: 50%;">5. NO</td> </tr> </table>	1. YES	5. NO
1. YES	5. NO				

•H38. Shopping for personal toilet items or medicines?

1. YES	5. NO	7. DOESN'T DO	→•H39. Is this because of a health or physical problem?		
1. YES	5. NO		<table style="display: inline-table; vertical-align: middle;"> <tr> <td style="border: 1px solid black; padding: 5px; width: 50%;">1. YES</td> <td style="border: 1px solid black; padding: 5px; width: 50%;">5. NO</td> </tr> </table>	1. YES	5. NO
1. YES	5. NO				

•H40. Managing her own money, such as keeping track of expenses or paying bills?

1. YES	5. NO	7. DOESN'T DO	→•H41. Is this because of a health or physical problem?		
1. YES	5. NO		<table style="display: inline-table; vertical-align: middle;"> <tr> <td style="border: 1px solid black; padding: 5px; width: 50%;">1. YES</td> <td style="border: 1px solid black; padding: 5px; width: 50%;">5. NO</td> </tr> </table>	1. YES	5. NO
1. YES	5. NO				

NEXT PAGE, H42

•H42. Using the telephone?

1. YES

5. NO

7. DOESN'T DO



→•H43. Is this because of a health or physical problem?

1. YES

5. NO

•H44. Doing heavy housework, like scrubbing floors or washing windows?

1. YES

5. NO

7. DOESN'T DO



→•H45. Is this because of a health or physical problem?

1. YES

5. NO

•H46. Doing light housework, like doing dishes, straightening up, or light housecleaning?

1. YES

5. NO

7. DOESN'T DO



→•H47. Is this because of a health or physical problem?

1. YES

5. NO

•H48. Since January 1 of last year--1991--has a paid nurse or trained attendant come to your home for your (wife's/"WIFE'S") health or personal needs?

1. YES

5. NO

•H49. Has she been a resident of a nursing home at any time since January 1, 1991?

1. YES

5. NO



GO TO H52

•H50. Altogether, how many weeks or months has she spent in a nursing home since January 1, 1991?

_____ WEEKS **OR** _____ MONTHS **OR** 97. ALL OF THEM

•H51. Had she ever spent any time in a nursing home before January, 1991?

1. YES

5. NO

•H52. INTERVIEWER CHECKPOINT

SEE FU LISTING (P. 2 OF COVERSHEET)

1. SOMEONE IN FU UNDER AGE 55
OTHER THAN HEAD AND WIFE/"WIFE"

5. ALL OTHERS

→NEXT PAGE, H55



•H53. Now about the rest of your family living there--are any family members there under age 55 not in good health?

1. YES

5. NO

→NEXT PAGE, H55



•H54. Who is that?

RELATION TO HEAD	SEX	AGE	PERSON NUMBER	SEQ #
RELATION TO HEAD	SEX	AGE	PERSON NUMBER	SEQ #
RELATION TO HEAD	SEX	AGE	PERSON NUMBER	SEQ #

•H55. INTERVIEWER CHECKPOINT

SEE FU LISTING, P. 2 OF COVERSHEET -- OTHER FU MEMBERS AGE 55 OR OLDER	
1. SOMEONE IN FU NOW OTHER THAN HEAD/WIFE/"WIFE" IS AGE 55 OR OVER	5. ALL OTHERS
TURN TO P. 85, H78	

H56.

SEQ #	

RELATION TO HEAD

SEX

AGE

•H57. Now I have some questions about (INDIVIDUAL'S) health. Is (he/she) not in good health?

1. YES	5. NO
--------	-------

H58. The next questions are about (INDIVIDUAL'S) ability to do certain activities--by (himself/herself) and without special equipment. Because of a health or physical problem, does (he/she) have any difficulty...

• a. bathing or showering?	1. YES	5. NO
• b. (<u>Any</u> difficulty) dressing?	1. YES	5. NO
• c. (<u>Any</u> difficulty) eating?	1. YES	5. NO
• d. (<u>Any</u> difficulty) getting in or out of bed or a chair?	1. YES	5. NO
• e. Because of a health or physical problem, does (he/she) have any difficulty walking?	1. YES	5. NO
• f. (<u>Any</u> difficulty) getting outside?	1. YES	5. NO
• g. (<u>Any</u> difficulty) using the toilet, including getting to the toilet?	1. YES	5. NO

•H59. INTERVIEWER CHECKPOINT

SEE H58a-g ABOVE--WHETHER HAS DIFFICULTY	
1. "YES" TO AT LEAST ONE ITEM (H58a-H58g) ABOVE	5. ALL OTHERS
GO TO H61	

•H60. Does someone usually help (him/her) in doing these activities?

1. YES	5. NO
--------	-------

•H61. The next questions are about (INDIVIDUAL) doing other activities by (himself/herself). Because of a health or physical problem, does (he/she) have any difficulty preparing (his/her) own meals?

1. YES	5. NO	7. DOESN'T DO	→	•H62. Is this because of a health or physical problem?	1. YES	5. NO
↓	↓					

•H63. Shopping for personal toilet items or medicines?

1. YES	5. NO	7. DOESN'T DO	→	•H64. Is this because of a health or physical problem?	1. YES	5. NO
--------	-------	---------------	---	--	--------	-------

NEXT PAGE, H65

- H65. Managing (his/her) own money, such as keeping track of expenses or paying bills?

1. YES

5. NO

7. DOESN'T
DO

- H66. Is this because of a health or physical problem?

1. YES

5. NO



- H67. Using the telephone?

1. YES

5. NO

7. DOESN'T
DO

- H68. Is this because of a health or physical problem?

1. YES

5. NO



- H69. Doing heavy housework, like scrubbing floors or washing windows?

1. YES

5. NO

7. DOESN'T
DO

- H70. Is this because of a health or physical problem?

1. YES

5. NO



- H71. Doing light housework, like doing dishes, straightening up, or light housecleaning?

1. YES

5. NO

7. DOESN'T
DO

- H72. Is this because of a health or physical problem?

1. YES

5. NO



- H73. Since January 1 of last year--1991--has a paid nurse or trained attendant come to your home for (INDIVIDUAL'S) health or personal needs?

1. YES

5. NO

- H74. Has (he/she) been a resident of a nursing home at any time since January 1 of last year, 1991?

1. YES

5. NO

GO TO H77



- H75. Altogether, how many weeks or months has (he/she) spent in a nursing home since January 1, 1991?

_____ WEEKS OR _____ MONTHS OR 97. ALL OF THEM

- H76. Had (he/she) ever spent any time in a nursing home before January, 1991?

1. YES

5. NO

H77. INTERVIEWER CHECKPOINT

SEE FU LISTING, (P. 2 OF COVERSHEET) -- OTHER FU MEMBERS AGE 55 OR OLDER

A. ANYONE ELSE IN FU AGE 55 OR OVER

B. ALL OTHERS

ASK H56-H77 AGAIN

NEXT PAGE, H78

•H78. INTERVIEWER CHECKPOINT

SEE FU LISTING, P. 2 OF COVERSHEET -- MOVERS OUT AGE 55 OR OLDER	
GRAY, PINK <u>OR</u> GOLDENROD COVERSHEET AND: 1. SOMEONE AGE 55 OR OVER MOVED OUT	5. ALL OTHERS: GREEN, LIME <u>OR</u> BRIGHT ORANGE COVERSHEET
NEXT PAGE, SECTION J	

H79.

--	--

 _____ _____ _____

SEQ # RELATION TO HEAD SEX AGE

•H80. Since January 1 of last year--1991--has a paid nurse or trained attendant come to your home for (INDIVIDUAL'S) health or personal needs?

1. YES 5. NO

•H81. Has (he/she) been a resident of a nursing home at any time since January 1 of last year, 1991?

1. YES 5. NO

GO TO H84

•H82. Altogether, how many weeks or months has (he/she) spent in a nursing home since January 1, 1991?

_____ WEEKS OR _____ MONTHS OR 97. ALL OF THEM

•H83. Had (he/she) ever spent any time in a nursing home before January, 1991?

1. YES 5. NO

H84. INTERVIEWER CHECKPOINT

SEE FU LISTING, (P. 2 OF COVERSHEET) -- OTHER MOVERS OUT AGE 55 OR OLDER	
A. ANYONE ELSE AGE 55 OR OLDER MOVED OUT ASK H79-H84 AGAIN	B. ALL OTHERS NEXT PAGE, SECTION J

SECTION J: MARRIAGE AND CHILDREN

•J1. INTERVIEWER CHECKPOINT

SEE FU LISTING, (P. 2 OF **GRAY, PINK, LIME, GOLDENROD OR BRIGHT ORANGE** COVERSHEET) OR ITEM 2, (P. 1 OF **GREEN** COVERSHEET)

GRAY, PINK OR GREEN COVERSHEET:

MALE HEAD IN 1992
WAS HEAD ON LAST
YEAR'S COVERSHEET

GRAY, PINK OR GREEN COVERSHEET:

3. FEMALE HEAD IN 1992 WAS
HEAD OR WIFE OR "WIFE" ON
LAST YEAR'S COVERSHEET

4. ALL OTHERS--
LIME, GOLDENROD,
OR BRIGHT ORANGE
COVERSHEET

NEXT PAGE, J12

TURN TO P. 91, J46

WIFE IN 1992 WAS
WIFE ON LAST
YEAR'S COVERSHEET

5. **"WIFE"**
IN FU
NOW

5. ALL
OTHERS

NEXT PAGE, J12

NEXT PAGE, J12

1. WIFE IS UNDER
AGE 45

2. WIFE IS AGE
45 OR OLDER

TURN TO P. 101, J127



•J2. We are updating the information we collected last year. Have you and your wife had any children since January 1991?

[DO NOT COUNT STILLBIRTHS, STEPCHILDREN, OR ADOPTED CHILDREN]

1. YES

5. NO → GO TO J7



•J3. How many is that?

01

02

OTHER:



J4. What is the child's
name?

J5. So that I can tell these children apart in the
next few questions, can you give me their names?

J6. PRINT NAME(S) ON PEEL-OFF LABELS, ONE NAME TO EACH LABEL.

TURN TO GREEN OWN CHILDREN SUPPLEMENT

•J7. Have you or your wife legally adopted any children since January 1991?

1. YES

5. NO → TURN TO P. 101, J127



•J8. How many is that?

01

02

OTHER:



J9. What is the child's
name?

J10. So that I can tell these children apart in the
next few questions, can you give me their names?

J11. PRINT NAME(S) ON PEEL-OFF LABELS, ONE NAME TO EACH LABEL.

TURN TO GOLD ADOPTED CHILDREN SUPPLEMENT

J12. INTERVIEWER CHECKPOINT

SEE A3, (P. 1)--HEAD'S MARITAL STATUS

MARRIED	WIDOWED	DIVORCED; MARRIAGE ANNULLED	SEPARATED	NEVER MARRIED
---------	---------	-----------------------------	-----------	---------------

MARRIED: NEXT PAGE, J19
 DIVORCED; MARRIAGE ANNULLED: TURN TO P. 89, J26
 NEVER MARRIED: TURN TO P. 90, J35

•J13. In what month and year did you last get married?

MONTH: _____
 YEAR: 1991 | 1992 | OTHER YEAR: _____
 OTHER YEAR: TURN TO P. 90, J35

*J14. What (is/was) your (husband's/wife's) name?
 [ACCEPT ANY NAME--DO NOT PROBE.
 PRINT NAME ON PEEL-OFF LABEL.]

PLACE PEEL-OFF LABEL HERE

• [] [] [] [] [] • [] [] [] []
 68 ID PN

•J15. Before that, were you widowed, divorced, separated, or had you never been married?

3. WIDOWED	4. DIVORCED; MARRIAGE ANNULLED	2. NEVER MARRIED	OTHER (SPECIFY):
------------	--------------------------------	------------------	------------------

TURN TO P. 90, J35

•J16. In what month and year were you widowed?

MONTH: _____ YEAR: _____
 TURN TO P. 90, J35

•J17. In what month and year did your (divorce/annulment) become final?

MONTH: _____ YEAR: _____

•J18. In what month and year did you stop living together?

MONTH: _____ YEAR: _____
 TURN TO P. 90, J35

[IF HEAD IS WIDOWED]

•J19. In what month and year were you widowed?

_____ MONTH

1991	1992	OTHER YEAR:
------	------	-------------

TURN TO P. 90, J35

•J20. In what month and year did you last get married?

_____ MONTH

1991	1992	OTHER YEAR:
------	------	-------------

TURN TO P. 90, J35

*J21. What was your (husband's/wife's) name?
 [ACCEPT ANY NAME--DO NOT PROBE.
 PRINT NAME ON PEEL-OFF LABEL.]

PLACE PEEL-OFF LABEL HERE

• <table border="1" style="display: inline-table; width: 80px; height: 20px;"><tr><td style="width: 20px;"> </td><td style="width: 20px;"> </td><td style="width: 20px;"> </td><td style="width: 20px;"> </td></tr></table>					• <table border="1" style="display: inline-table; width: 80px; height: 20px;"><tr><td style="width: 20px;"> </td><td style="width: 20px;"> </td><td style="width: 20px;"> </td><td style="width: 20px;"> </td></tr></table>				
68 ID	PN								

•J22. Before that, were you widowed, divorced, separated, or had you never been married?

3. WIDOWED	4. DIVORCED; MARRIAGE ANNULLED	2. NEVER MARRIED	OTHER (SPECIFY):
------------	-----------------------------------	------------------	------------------

TURN TO P. 90, J35

•J23. In what month and year were you widowed?

_____ MONTH _____ YEAR

TURN TO P. 90, J35

•J24. In what month and year did your (divorce/annulment) become final?

_____ MONTH _____ YEAR

•J25. In what month and year did you stop living together?

_____ MONTH _____ YEAR

TURN TO P. 90, J35

[IF HEAD IS DIVORCED OR SEPARATED]

J26. INTERVIEWER CHECKPOINT

SEE A3, (P. 1)--HEAD'S MARITAL STATUS

SEPARATED

DIVORCED; MARRIAGE ANNULLED

•J27. In what month and year did your (divorce/annulment) become final?

MONTH
 1991
 1992
 OTHER YEAR:

NEXT PAGE, J35

•J28. In what month and year did you stop living together?

MONTH
 1991
 1992
 OTHER YEAR:

NEXT PAGE, J35

•J29. In what month and year did you last get married?

MONTH
 1991
 1992
 OTHER YEAR:

NEXT PAGE, J35

*J30. What was your (husband's/wife's) name?
[ACCEPT ANY NAME--DO NOT PROBE.
PRINT NAME ON PEEL-OFF LABEL.]

PLACE PEEL-OFF LABEL HERE

•

68 ID

•

PN

•J31. Before that, were you widowed, divorced, separated, or had you never been married?

3. WIDOWED
 4. DIVORCED; MARRIAGE ANNULLED
 2. NEVER MARRIED
 OTHER (SPECIFY):

NEXT PAGE, J35

•J32. In what month and year were you widowed?

MONTH
 YEAR

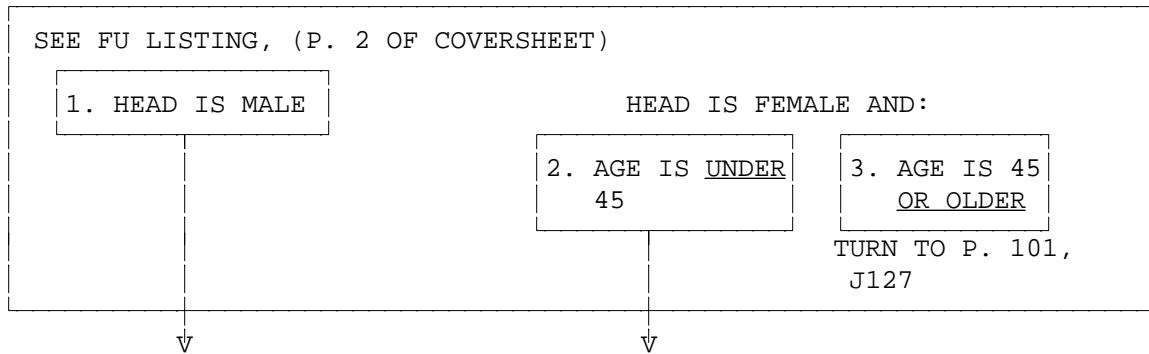
•J33. In what month and year did your (divorce/annulment) become final?

MONTH
 YEAR

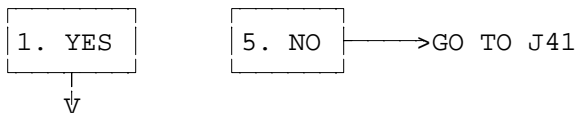
•J34. In what month and year did you stop living together?

MONTH
 YEAR

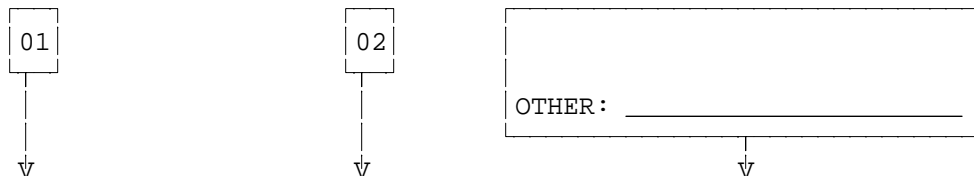
•J35. INTERVIEWER CHECKPOINT



•J36. Have you yourself (fathered/given birth to) any children since January 1991?
[DO NOT COUNT STILLBIRTHS, STEPCHILDREN, OR CHILDREN HEAD HAS ADOPTED.]



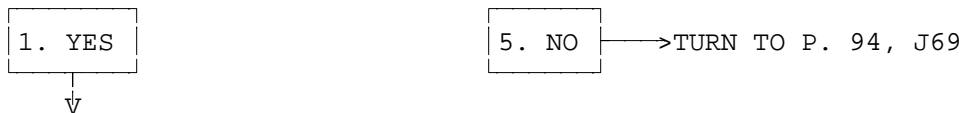
•J37. How many is that?



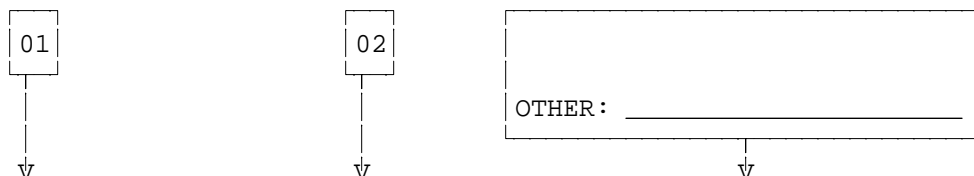
J38. What is the child's name?	J39. So that I can tell these children apart in the next few questions, can you give me their names?
J40. PRINT NAME(S) ON PEEL-OFF LABELS, ONE NAME TO EACH LABEL.	

TURN TO GREEN OWN CHILDREN SUPPLEMENT

•J41. Have you legally adopted any children since January 1991?



•J42. How many is that?



J43. What is the child's name?	J44. So that I can tell these children apart in the next few questions, can you give me their names?
J45. PRINT NAME(S) ON PEEL-OFF LABELS, ONE NAME TO EACH LABEL.	

TURN TO GOLD ADOPTED CHILDREN SUPPLEMENT

J46. INTERVIEWER CHECKPOINT

SEE A3, (P. 1)--HEAD'S MARITAL STATUS

A. HEAD HAS NEVER BEEN MARRIED → TURN TO P. 93, J60

B. ALL OTHERS

•J47. Now I'd like to ask about your (HEAD'S) family history. Altogether, how many times have you been married?

1. ONCE
NEXT PAGE, J54

2. TWICE

OTHER: _____
NUMBER OF TIMES

HEAD'S FIRST MARRIAGE

•J48. In what month and year did you get married for the first time?

____ MONTH ____ YEAR

*J49. What was your first (husband's/wife's) name?
[ACCEPT ANY NAME--DO NOT PROBE. PRINT NAME ON PEEL-OFF LABEL.]

• •
68 ID PN

PLACE PEEL-OFF LABEL HERE

•J50. Did that marriage end in widowhood, divorce, or what?

3. WIDOWHOOD 4. DIVORCE, ANNULMENT OTHER (SPECIFY): _____

•J51. In what month and year were you widowed?

____ MONTH ____ YEAR

•J52. In what month and year did your (divorce/annulment) become final?

____ MONTH ____ YEAR

•J53. In what month and year did you stop living together?

____ MONTH ____ YEAR

•J54. In what month and year did you (last) get married?

MONTH

YEAR

PLACE PEEL-OFF LABEL HERE

*J55. [IF NOT CLEAR] What (is/was) your (husband's/ wife's) name?
[ACCEPT ANY NAME--DO NOT PROBE. PRINT NAME ON PEEL-OFF LABEL.]

•

--	--	--	--

68 ID

•

--	--	--

PN

J56. INTERVIEWER CHECKPOINT

SEE A3, (P. 1)--HEAD'S MARITAL STATUS

MARRIED → NEXT PAGE, J60

WIDOWED → •J57. In what month and year were you widowed?

MONTH YEAR

NEXT PAGE, J60

DIVORCED;
MARRIAGE ANNULLED → •J58. In what month and year did your (divorce/ annulment) become final?

MONTH YEAR

--	--

↓

SEPARATED → •J59. In what month and year did you stop living together?

MONTH YEAR

NEXT PAGE, J60

•J60. Now, we would like to ask about births of children. How many children have you yourself (HEAD) ever (fathered/given birth to)?
 [DO NOT COUNT STILLBIRTHS, STEPCHILDREN, OR CHILDREN HEAD HAS ADOPTED]

00. NONE
 GO TO J64

01

02

OTHER: _____



J61. What is the child's name?	J62. So that I can tell these children apart in the next few questions, can you give me their names?
--------------------------------	--

J63. PRINT NAME(S) ON PEEL-OFF LABELS, ONE NAME TO EACH LABEL.

TURN TO GREEN OWN CHILDREN SUPPLEMENT

•J64. Have you (HEAD) ever legally adopted any children?

1. YES

5. NO

→NEXT PAGE, J69



•J65. How many altogether?

01

02

OTHER: _____



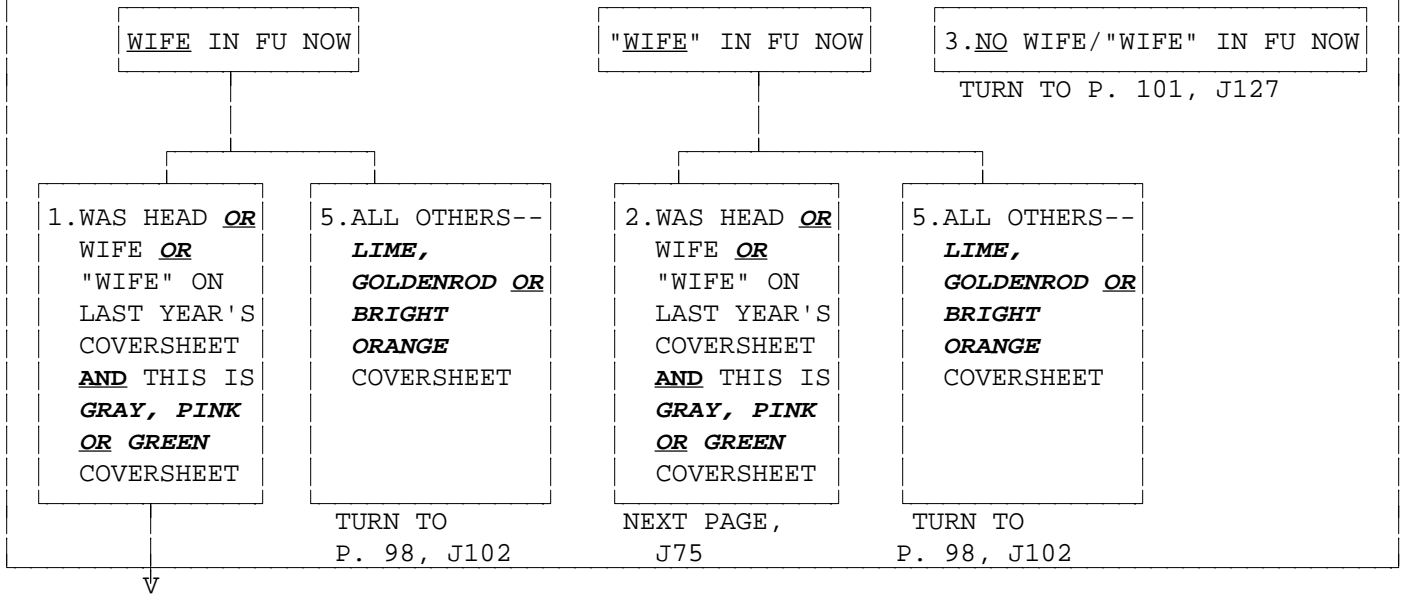
J66. What is the child's name?	J67. So that I can tell these children apart in the next few questions, can you give me their names?
--------------------------------	--

J68. PRINT NAME(S) ON PEEL-OFF LABELS, ONE NAME TO EACH LABEL.

TURN TO GOLD ADOPTED CHILDREN SUPPLEMENT

•J69. INTERVIEWER CHECKPOINT

SEE FU LISTING, (P. 2 OF **GRAY, PINK, LIME, GOLDENROD OR BRIGHT ORANGE** COVERSHEET) OR ITEM 2, (P. 1 OF **GREEN** COVERSHEET)



•J70. Please tell me again, in what month and year did you and your wife last get married?

MONTH

1991 1992 OTHER YEAR:

TURN TO P. 97, J91

• •

68ID PN

•J71. Before that, was she widowed, divorced, separated, or had she never been married?

3. WIDOWED 4. DIVORCED; MARRIAGE ANNULLED 2. NEVER MARRIED OTHER (SPECIFY):

TURN TO P. 97, J91

•J72. In what month and year was she widowed?

MONTH YEAR

TURN TO P. 97, J91

•J73. In what month and year did her (divorce/annulment) become final?

MONTH YEAR

•J74. In what month and year did they stop living together?

MONTH YEAR

TURN TO P. 97, J91

•J75. Is your ("WIFE") married, widowed, divorced, separated, or has she never been married?

1. MARRIED	3. WIDOWED	4. DIVORCED, ANNULMENT	5. SEPARATED	2. NEVER MARRIED
------------	------------	---------------------------	--------------	------------------

NEXT PAGE, J84

TURN TO P. 97, J91

•J76. In what month and year did her (divorce/annulment) become final?

MONTH 1991 1992 OTHER YEAR:

TURN TO P. 97, J91

•J77. In what month and year did she and her (former) husband stop living together?

MONTH 1991 1992 OTHER YEAR:

TURN TO P. 97, J91

•J78. In what month and year did they last get married?

MONTH 1991 1992 OTHER YEAR:

TURN TO P. 97, J91

*J79. What was her husband's name?
[ACCEPT ANY NAME--DO NOT PROBE.
PRINT NAME ON PEEL-OFF LABEL.]

PLACE PEEL-OFF LABEL HERE

• •

68 ID PN

•J80. Before that, was she widowed, divorced, separated, or had she never been married?

3. WIDOWED	4. DIVORCED; MARRIAGE ANNULLED	2. NEVER MARRIED	OTHER (SPECIFY):
------------	-----------------------------------	------------------	------------------

TURN TO P. 97, J91

•J81. In what month and year was she widowed?

MONTH YEAR

TURN TO P. 97, J91

•J82. In what month and year did her (divorce/annulment) become final?

MONTH YEAR

•J83. In what month and year did they stop living together?

MONTH YEAR

TURN TO P. 97, J91

[IF "WIFE" IS WIDOWED]

•J84. In what month and year was she widowed?

_____ MONTH	1991	1992	OTHER YEAR: NEXT PAGE, J91
	↓	↓	

•J85. In what month and year did she and her husband last get married?

_____ MONTH	1991	1992	OTHER YEAR: NEXT PAGE, J91
	↓	↓	

*J86. What was her husband's name?
[ACCEPT ANY NAME--DO NOT PROBE.
PRINT NAME ON PEEL-OFF LABEL.]

•					•				
	68 ID					PN			

PLACE PEEL-OFF LABEL HERE

•J87. Before that, was she widowed, divorced, separated, or had she never been married?

3. WIDOWED	4. DIVORCED; MARRIAGE ANNULLED	2. NEVER MARRIED	OTHER (SPECIFY):
↓	↓	NEXT PAGE, J91	↓

•J88. In what month and year was she widowed?

_____ MONTH	_____ YEAR
----------------	---------------

•J89. In what month and year did her (divorce/annulment) become final?

_____ MONTH	_____ YEAR
----------------	---------------

↓

•J90. In what month and year did they stop living together?

_____ MONTH	_____ YEAR
----------------	---------------

•J91. INTERVIEWER CHECKPOINT

SEE FU LISTING, (P. 2 OF COVERSHEET)

1. WIFE OR "WIFE"
IS UNDER AGE 45

2. WIFE OR "WIFE" IS
AGE 45 OR OLDER

TURN TO P. 101, J127



•J92. Has your (wife/"WIFE") given birth to any children since January 1991?
[DO NOT COUNT STILLBIRTHS, STEPCHILDREN, OR CHILDREN WIFE/"WIFE" HAS ADOPTED]

1. YES

5. NO → GO TO J97



•J93. How many is that?

01

02

OTHER: _____



J94. What is the child's name?

J95. So that I can tell these children apart in the next few questions, can you give me their names?

J96. PRINT NAME(S) ON PEEL-OFF LABELS, ONE NAME TO EACH LABEL.

TURN TO GREEN OWN CHILDREN SUPPLEMENT

•J97. Has your (wife/"WIFE") legally adopted any children since January 1991?

1. YES

5. NO → TURN TO P. 101, J127



•J98. How many is that?

01

02

OTHER: _____



J99. What is the child's name?

J100. So that I can tell these children apart in the next few questions, can you give me their names?

J101. PRINT NAME(S) ON PEEL-OFF LABELS, ONE NAME TO EACH LABEL.

TURN TO GOLD ADOPTED CHILDREN SUPPLEMENT

J102. Now I'd like to ask about your (wife's/"WIFE'S") family history.

•J103. INTERVIEWER CHECKPOINT

SEE FU LISTING, (P. 2 OF COVERSHEET)

1. HEAD HAS WIFE IN FU NOW

GO TO J105

2. HEAD HAS "WIFE" IN FU NOW



•J104. Is your ("WIFE") married, widowed, divorced, separated, or has she never been married?

1. MARRIED

3. WIDOWED

4. DIVORCED,
ANNULMENT

5. SEPARATED

2. NEVER MARRIED

TURN TO P. 100, J118

•J105. Altogether, how many times has your (wife/"WIFE") been married?

1. ONCE

NEXT PAGE, J112

2. TWICE



OTHER:

NUMBER OF TIMES



**WIFE'S/"WIFE'S"
FIRST MARRIAGE**

•J106. In what month and year did she get married for the first time?

MONTH

YEAR

PLACE PEEL-OFF
LABEL HERE

*J107. What was her first husband's name?
[ACCEPT ANY NAME--DO NOT PROBE.
PRINT NAME ON PEEL-OFF LABEL.]

•

68 ID

•

PN

•J108. Did that marriage end in widowhood, divorce, or what?

3. WIDOWHOOD

4. DIVORCE, ANNULMENT

OTHER (SPECIFY):



•J109. In what month and year was she widowed?

MONTH

YEAR

•J110. In what month and year did her
(divorce/annulment) become final?

MONTH

YEAR



•J111. In what month and year did they stop living together?

MONTH

YEAR

•J112. (Please tell me again,) in what month and year (did you and she/did she) (last) get married?

MONTH

YEAR

PLACE PEEL-OFF LABEL HERE

*J113. [IF NOT CLEAR] What (is/was) her husband's name?
[ACCEPT ANY NAME--DO NOT PROBE. PRINT NAME ON PEEL-OFF LABEL.]

•

--	--	--	--

68 ID

•

--	--	--

PN

J114. INTERVIEWER CHECKPOINT

SEE J103 OR J104, (P. 98)--WIFE'S/"WIFE'S" MARITAL STATUS

WIFE IN FU NOW

->NEXT PAGE, J118

"WIFE" IS WIDOWED

->•J115. In what month and year was she widowed?

MONTH

YEAR

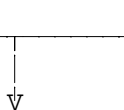
NEXT PAGE, J118

"WIFE" IS DIVORCED;
MARRIAGE ANNULLED

->•J116. In what month and year did her (divorce/annulment) become final?

MONTH

YEAR



"WIFE" IS SEPARATED
OR MARRIED

->•J117. In what month and year did they stop living together?

MONTH

YEAR

NEXT PAGE, J118

•J118. Now, we would like to ask about births of children. How many children has your wife/"WIFE") ever given birth to?

[DO NOT COUNT STILLBIRTHS, STEPCHILDREN OR CHILDREN WIFE/"WIFE" HAS ADOPTED]

00. NONE
GO TO J122

01
↓

02
↓

OTHER: _____
↓

J119. What is the child's name?	J120. So that I can tell these children apart in the next few questions, can you give me their names?
J121. PRINT NAME(S) ON PEEL-OFF LABELS, ONE NAME TO EACH LABEL.	

TURN TO GREEN OWN CHILDREN SUPPLEMENT

•J122. Has your (wife/"WIFE") ever legally adopted any children?

1. YES
↓

5. NO → NEXT PAGE, J127

•J123. How many altogether?

01
↓

02
↓

OTHER: _____
↓

J124. What is the child's name?	J125. So that I can tell these children apart in the next few questions, can you give me their names?
J126. PRINT NAME(S) ON PEEL-OFF LABELS, ONE NAME TO EACH LABEL.	

TURN TO GOLD ADOPTED CHILDREN SUPPLEMENT

•J127. INTERVIEWER CHECKPOINT

SEE FU LISTING, (P. 2 OF COVERSHEET)

1. SOMEONE IN FU NOW IS AGE 12 THROUGH 44 (OTHER THAN HEAD AND WIFE/"WIFE")	5. ALL OTHERS
---	---------------

NEXT PAGE, SECTION K

[IF NON-FU MEMBERS IN HU]: In the following questions, we will be talking about persons living there, excluding (READ NAMES OF NON-FU MEMBERS FROM COVERSHEET).

•J128. Other than you (or your wife/"WIFE"), has anyone under age 45 in your family living there ever had any children?

1.YES		5.NO	→GO TO J130
-------	--	------	-------------

↓

J129. Who is that? [LIST IN GRID AT J132]

•J130. Other than you (or your wife/"WIFE"), has (INDIVIDUAL MENTIONED or) anyone (else) in your family living there under age 45 ever been married at some time?

1.YES		5.NO	→GO TO J133
-------	--	------	-------------

↓

J131. Who is that? [LIST ANY ADDITIONAL INDIVIDUALS IN GRID AT J132]

J132. OTHER FU MEMBERS UNDER AGE 45 WHO HAVE HAD CHILDREN OR BEEN MARRIED

OTHER FU MEMBER	RELATIONSHIP TO HEAD	CURRENT AGE	PERSON NUMBER
A			
B			
C			
D			

J133. INTERVIEWER CHECKPOINT

SEE J132 GRID ABOVE--**REMEMBER TO ASK BOTH J128 AND J130 BEFORE MARKING THIS CHECKPOINT!!!**

<input type="checkbox"/> A. SOMEONE IS LISTED IN J132 GRID	<input type="checkbox"/> B. ALL OTHERS
--	--

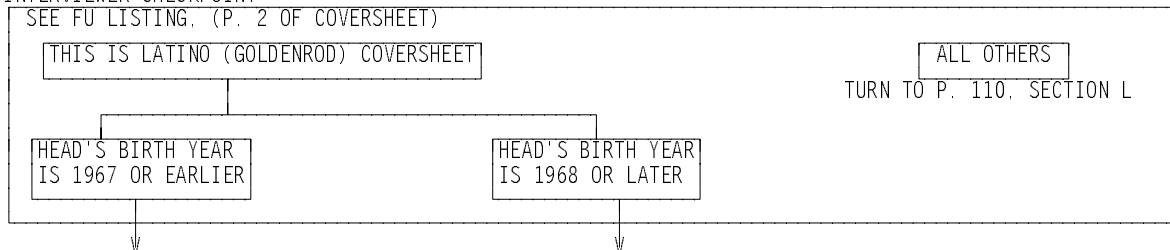
↓

NEXT PAGE, SECTION K

COMPLETE A BOOKLET FOR MARRIAGE HISTORY AND CHILDREN OF OTHER FU MEMBERS FOR EACH PERSON LISTED IN GRID

SECTION K: LATINO FAMILY BACKGROUND

K1. INTERVIEWER CHECKPOINT



●K2. Our study started in 1968, and we need to know if the people we interview were living in the U. S. at that time. Have you ever lived outside the U. S. for at least a year?

1. YES 5. NO
GO TO K7

●K3. Did you live in the U. S. at all in 1968?

1. YES 5. NO

●K4. In what year did you come to the U. S. to stay?

____ YEAR OR ____ AGE

GO TO K7

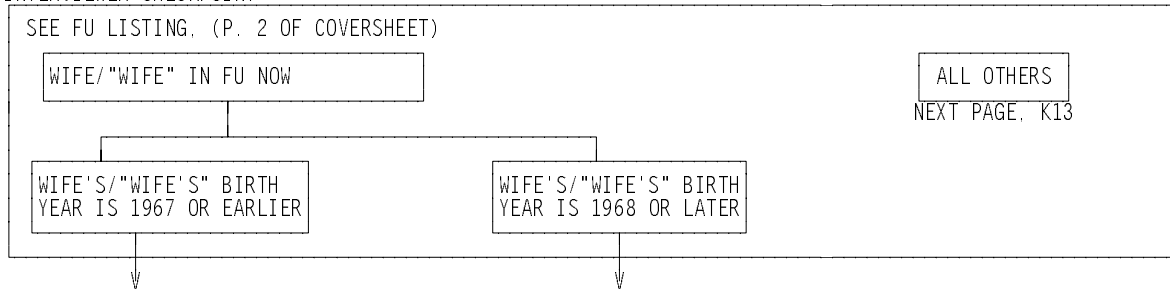
●K5. Our study started in 1968, and we need to know if parents of the people we interview were living in the U. S. at that time. Did your mother live in the U. S. in 1968?

1. YES 5. NO
GO TO K7

●K6. Did your father live in the U. S. in 1968?

1. YES 5. NO

K7. INTERVIEWER CHECKPOINT



●K8. Has your (wife/"WIFE") ever lived outside the United States for at least a year?

1. YES 5. NO
NEXT PAGE, K13

●K9. Did she live in the U. S. at all in 1968?

1. YES 5. NO

●K10. In what year did she come to the U. S. to stay?

____ YEAR OR ____ AGE

NEXT PAGE, K13

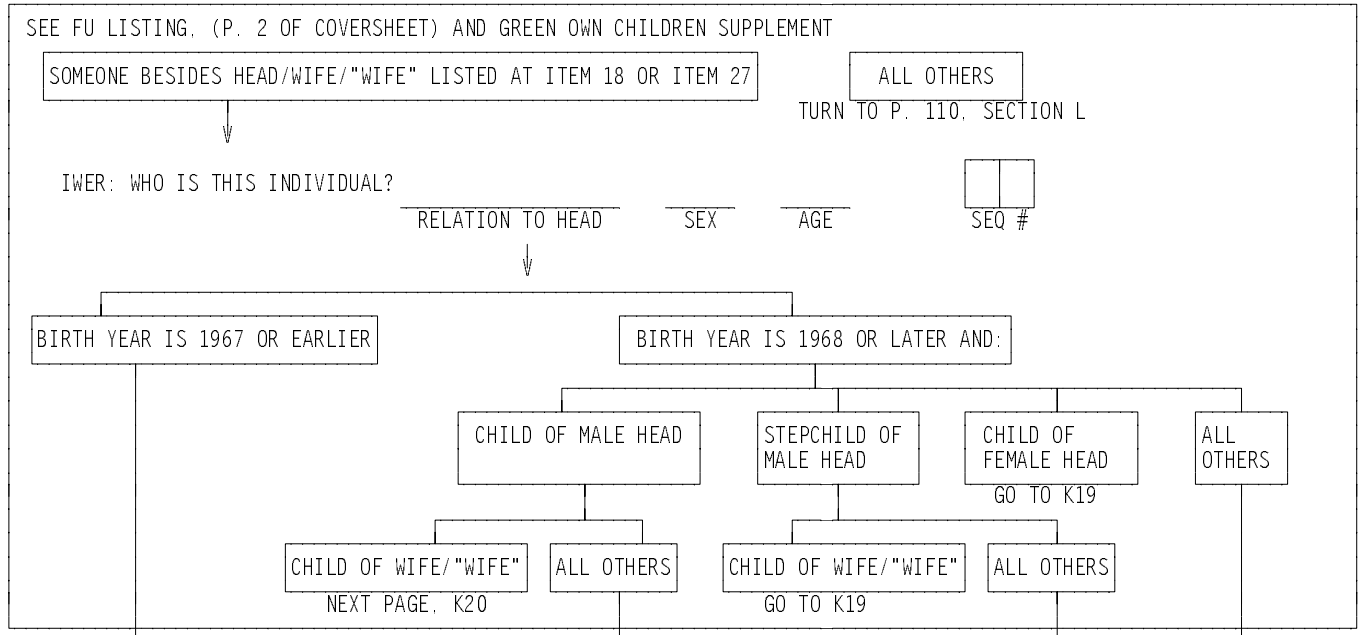
●K11. Did your (wife's/"WIFE's") mother live in the U. S. in 1968?

1. YES 5. NO
NEXT PAGE, K13

●K12. Did your (wife's/"WIFE's") father live in the U. S. in 1968?

1. YES 5. NO

K13. INTERVIEWER CHECKPOINT



●K14. Has (INDIVIDUAL) ever lived outside the U. S. for at least a year?

1. YES 5. NO

NEXT PAGE, K20

●K15. Did (he/she) live in the U. S. at all in 1968?

1. YES 5. NO

●K16. In what year did (he/she) come to the U. S. to stay?

____ YEAR OR ____ AGE

NEXT PAGE, K20

●K17. Did (INDIVIDUAL's) mother live in the U. S. in 1968?

1. YES 5. NO

NEXT PAGE, K20

●K18. Did (INDIVIDUAL'S) mother live in the U. S. in 1968?

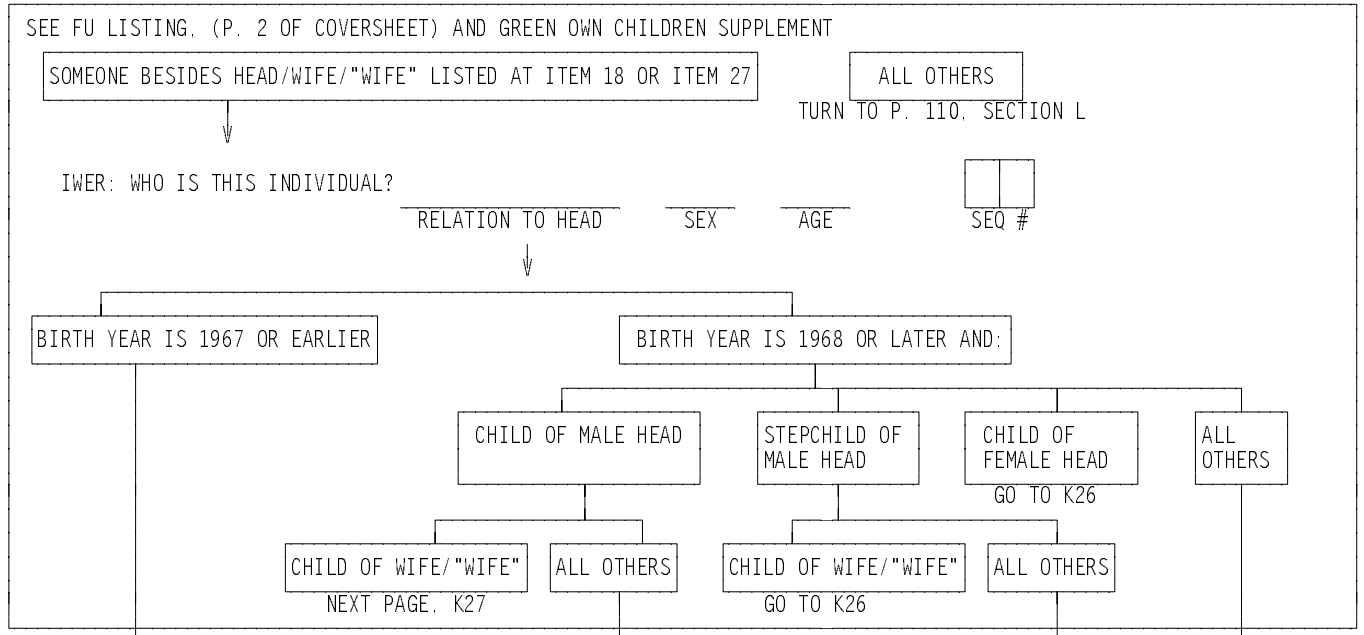
1. YES 5. NO

NEXT PAGE, K20

●K19. Did (INDIVIDUAL's) father live in the U. S. in 1968?

1. YES 5. NO

K20. INTERVIEWER CHECKPOINT



●K21. Has (INDIVIDUAL) ever lived outside the U. S. for at least a year?

1. YES 5. NO

NEXT PAGE, K27

●K22. Did (he/she) live in the U. S. at all in 1968?

1. YES 5. NO

●K23. In what year did (he/she) come to the U. S. to stay?

____ YEAR OR ____ AGE

NEXT PAGE, K27

●K24. Did (INDIVIDUAL'S) mother live in the U. S. in 1968?

1. YES 5. NO

NEXT PAGE, K27

●K25. Did (INDIVIDUAL'S) mother live in the U. S. in 1968?

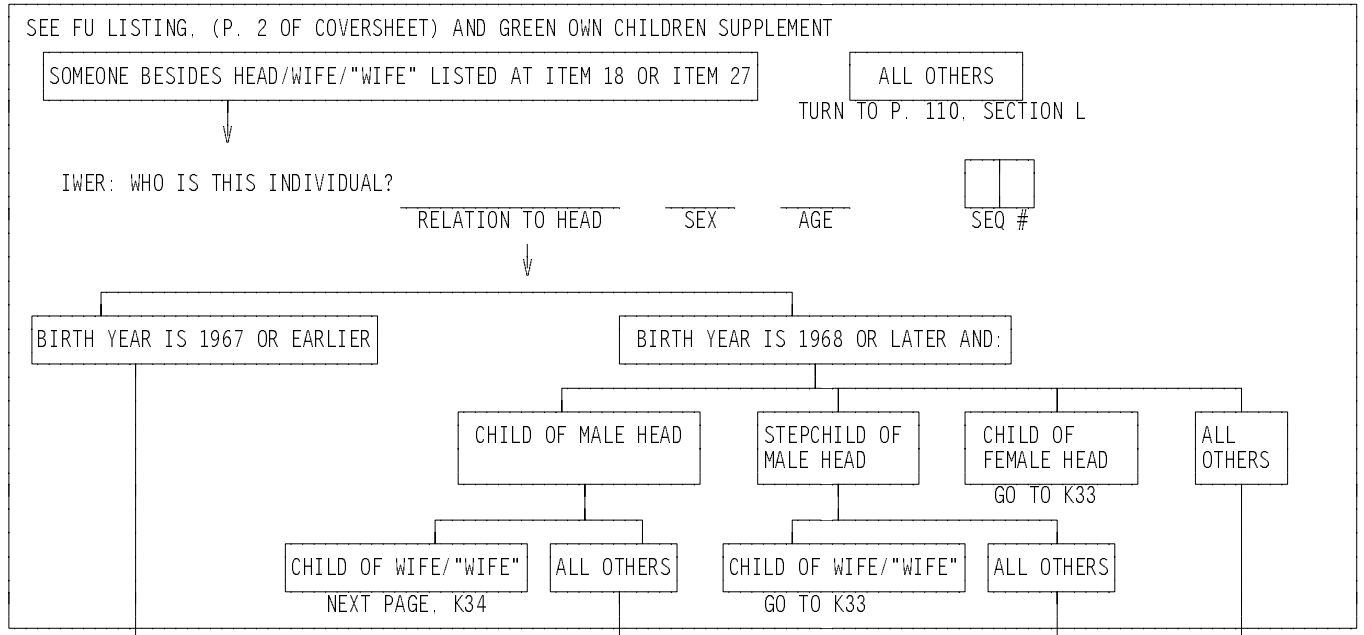
1. YES 5. NO

NEXT PAGE, K27

●K26. Did (INDIVIDUAL'S) father live in the U. S. in 1968?

1. YES 5. NO

K27. INTERVIEWER CHECKPOINT



●K28. Has (INDIVIDUAL) ever lived outside the U. S. for at least a year?

1. YES 5. NO

NEXT PAGE, K34

●K29. Did (he/she) live in the U. S. at all in 1968?

1. YES 5. NO

●K30. In what year did (he/she) come to the U. S. to stay?

____ YEAR OR ____ AGE

NEXT PAGE, K34

●K31. Did (INDIVIDUAL's) mother live in the U. S. in 1968?

1. YES 5. NO

NEXT PAGE, K34

●K32. Did (INDIVIDUAL'S) mother live in the U. S. in 1968?

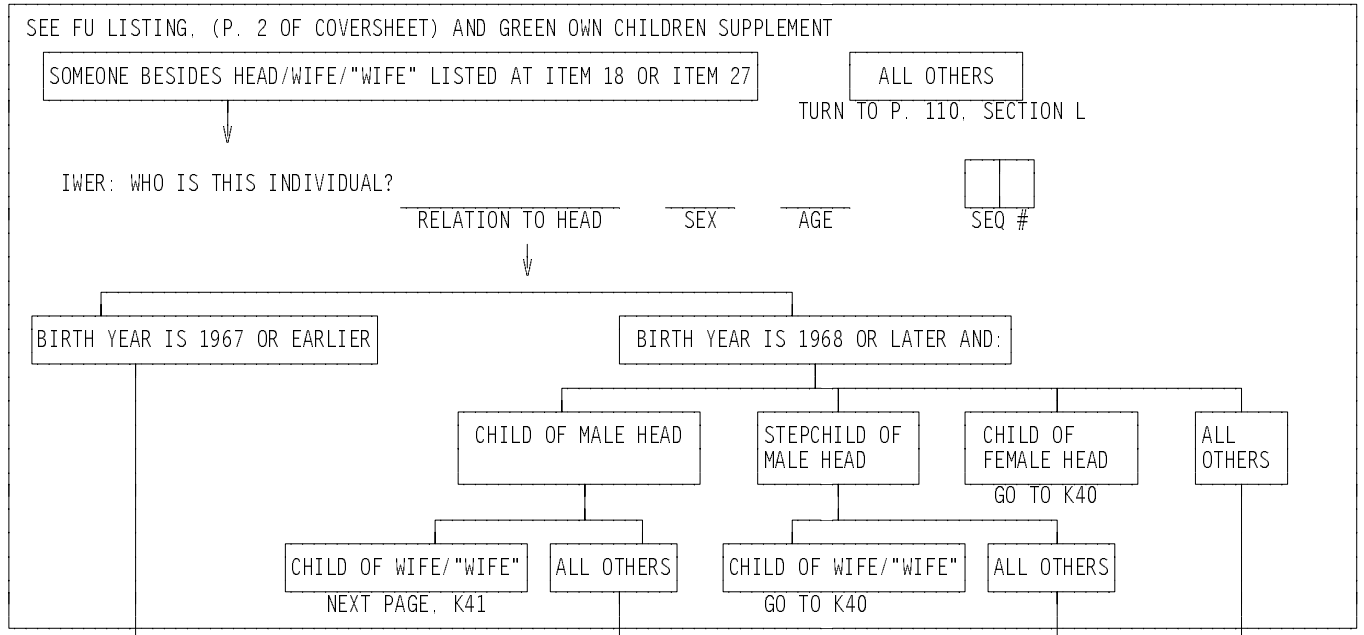
1. YES 5. NO

NEXT PAGE, K34

●K33. Did (INDIVIDUAL's) father live in the U. S. in 1968?

1. YES 5. NO

K34. INTERVIEWER CHECKPOINT



●K35. Has (INDIVIDUAL) ever lived outside the U. S. for at least a year?

1. YES 5. NO

NEXT PAGE, K41

●K36. Did (he/she) live in the U. S. at all in 1968?

1. YES 5. NO

●K37. In what year did (he/she) come to the U. S. to stay?

____ YEAR OR ____ AGE

NEXT PAGE, K41

●K38. Did (INDIVIDUAL's) mother live in the U. S. in 1968?

1. YES 5. NO

NEXT PAGE, K41

●K39. Did (INDIVIDUAL'S) mother live in the U. S. in 1968?

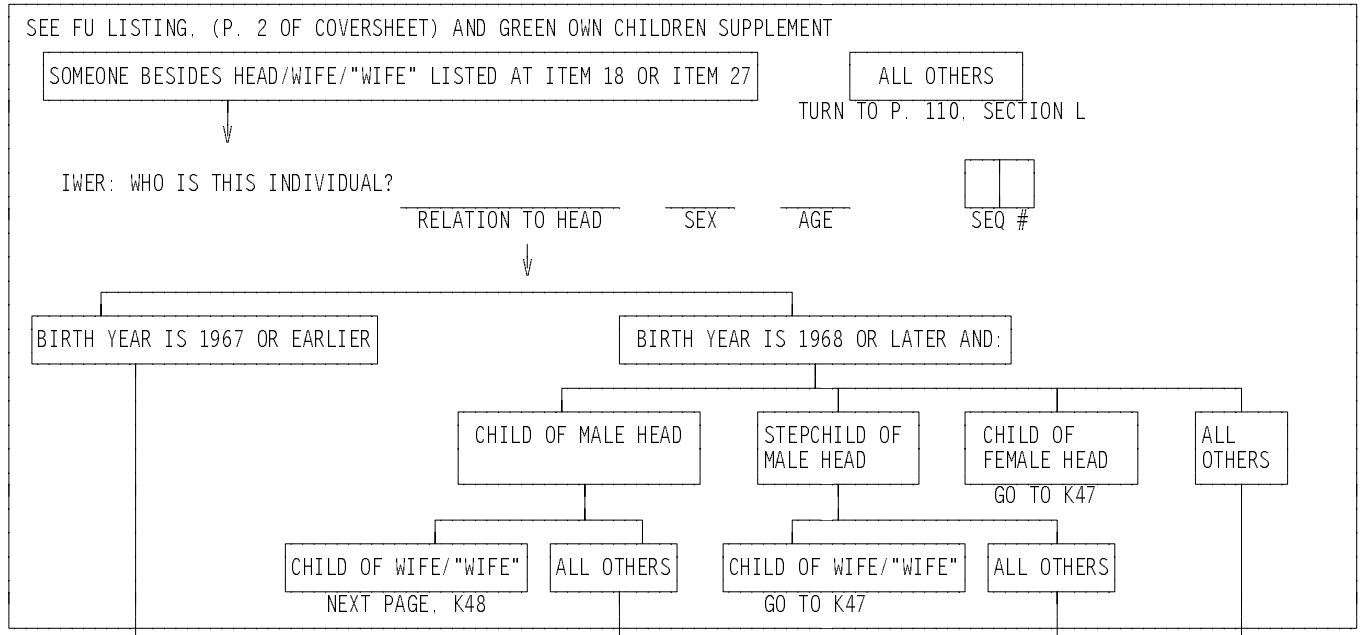
1. YES 5. NO

NEXT PAGE, K41

●K40. Did (INDIVIDUAL's) father live in the U. S. in 1968?

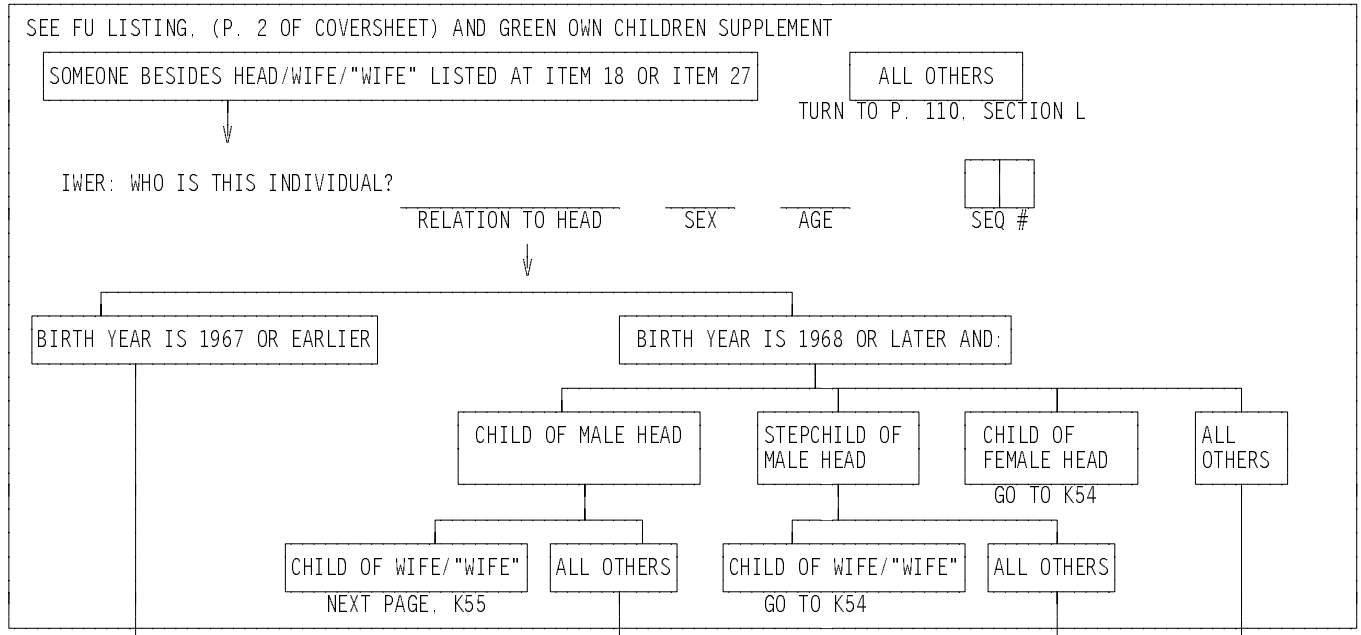
1. YES 5. NO

K41. INTERVIEWER CHECKPOINT



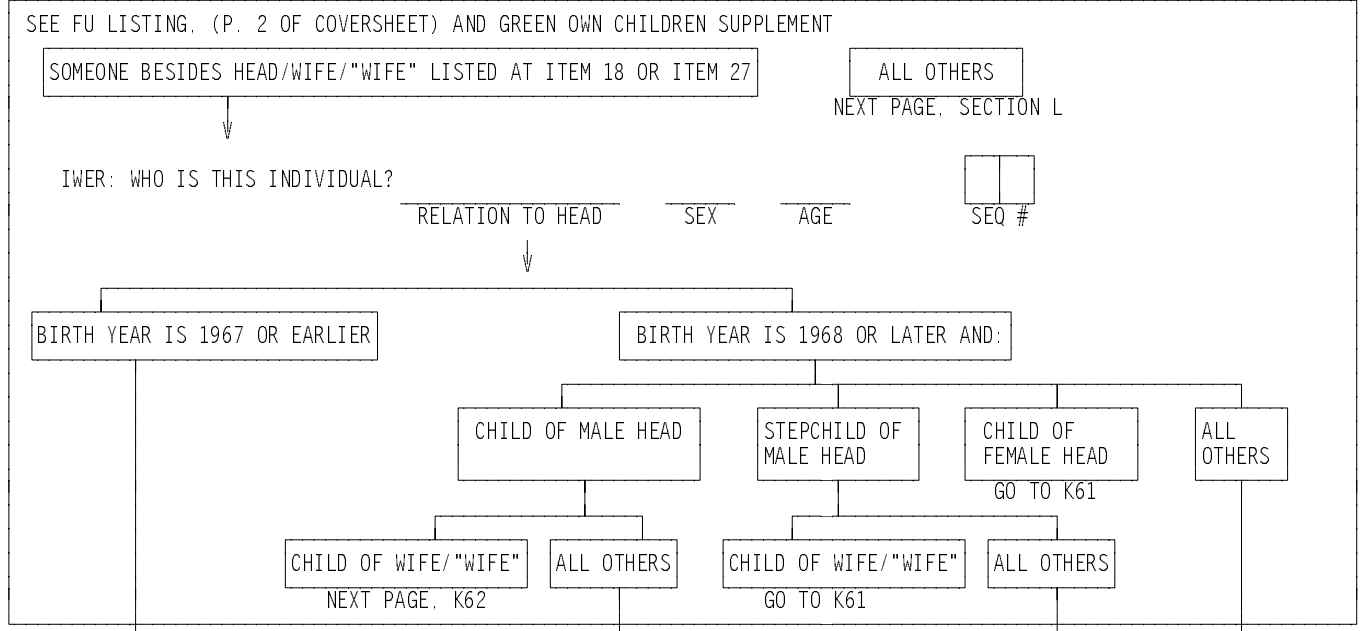
<p>●K42. Has (INDIVIDUAL) ever lived outside the U. S. for at least a year?</p> <p>1. YES 5. NO</p> <p>NEXT PAGE, K48</p> <p>●K43. Did (he/she) live in the U. S. at all in 1968?</p> <p>1. YES 5. NO</p> <p>●K44. In what year did (he/she) come to the U. S. to stay?</p> <p>____ YEAR OR AGE</p> <p>NEXT PAGE, K48</p>	<p>●K45. Did (INDIVIDUAL's) mother live in the U. S. in 1968?</p> <p>1. YES 5. NO</p> <p>NEXT PAGE, K48</p>	<p>●K46. Did (INDIVIDUAL'S) mother live in the U. S. in 1968?</p> <p>1. YES 5. NO</p> <p>NEXT PAGE, K48</p> <p>●K47. Did (INDIVIDUAL's) father live in the U. S. in 1968?</p> <p>1. YES 5. NO</p>
---	--	---

K48. INTERVIEWER CHECKPOINT



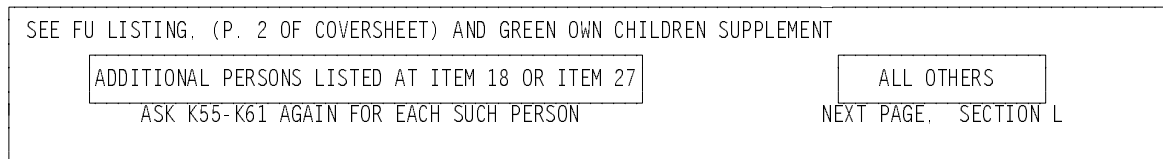
<p>●K49. Has (INDIVIDUAL) ever lived outside the U. S. for at least a year?</p> <p>1. YES 5. NO</p> <p>NEXT PAGE, K55</p> <p>●K50. Did (he/she) live in the U. S. at all in 1968?</p> <p>1. YES 5. NO</p> <p>●K51. In what year did (he/she) come to the U. S. to stay?</p> <p>____ YEAR OR ____ AGE</p> <p>NEXT PAGE, K55</p>	<p>●K52. Did (INDIVIDUAL's) mother live in the U. S. in 1968?</p> <p>1. YES 5. NO</p> <p>NEXT PAGE, K55</p>	<p>●K53. Did (INDIVIDUAL'S) mother live in the U. S. in 1968?</p> <p>1. YES 5. NO</p> <p>NEXT PAGE, K55</p> <p>●K54. Did (INDIVIDUAL's) father live in the U. S. in 1968?</p> <p>1. YES 5. NO</p>
--	--	---

K55. INTERVIEWER CHECKPOINT



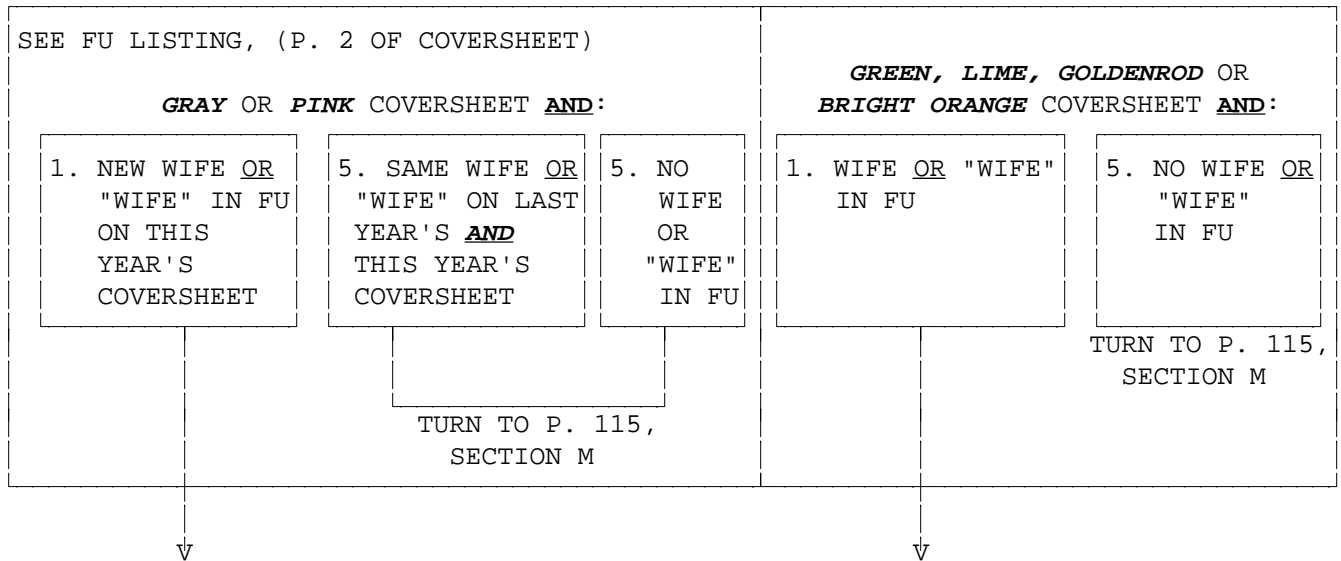
<p>●K56. Has (INDIVIDUAL) ever lived outside the U. S. for at least a year?</p> <p>1. YES 5. NO</p> <p>GO TO K62</p> <p>●K57. Did (he/she) live in the U. S. at all in 1968?</p> <p>1. YES 5. NO</p> <p>●K58. In what year did (he/she) come to the U. S. to stay?</p> <p>____ YEAR <i>OR</i> ____ AGE</p> <p>GO TO K62</p>	<p>●K59. Did (INDIVIDUAL's) mother live in the U. S. in 1968?</p> <p>1. YES 5. NO</p> <p>GO TO K62</p>	<p>●K60. Did (INDIVIDUAL'S) mother live in the U. S. in 1968?</p> <p>1. YES 5. NO</p> <p>GO TO K62</p> <p>●K61. Did (INDIVIDUAL's) father live in the U. S. in 1968?</p> <p>1. YES 5. NO</p>
---	---	--

K62. INTERVIEWER CHECKPOINT



SECTION L: BACKGROUND AND EDUCATION OF NEW WIFE/"WIFE"

•L1. INTERVIEWER CHECKPOINT



•L2. Now I have some questions about your (wife's/"WIFE'S") family and past experiences. How much education did her father have? [ACCEPT FATHER SUBSTITUTE]

•L3. [IF FEWER THAN 6 GRADES] Could he read and write?

•L4. How much education did your (wife's/"WIFE'S") mother have? [ACCEPT MOTHER SUBSTITUTE]

•L5. [IF FEWER THAN 6 GRADES] Could she read and write?

•L6. Now I have some questions about brothers and sisters. Did your (wife/"WIFE") have any brothers?
 [INCLUDE NATURAL SIBLINGS ONLY]

1.YES

5.NO →GO TO L12



•L7. How many brothers was that?

01

NUMBER _____



•L8. Is he still living?
 1.YES 5.NO

•L9. (Is/Was) he older than she is?
 1.YES 5.NO

•L10. How many of them are still living?
 ALL 00. NONE

 NUMBER

•L11. (Are/Were) any of her brothers older than she is?
 1.YES 5.NO

•L12. Did she have any sisters?
 [INCLUDE NATURAL SIBLINGS ONLY]

1.YES

5.NO →NEXT PAGE, L18



•L13. How many sisters was that?

01

NUMBER _____



•L14. Is her sister still living?
 1.YES 5.NO

•L15. (Is/Was) she older than your (wife/"WIFE")?
 1.YES 5.NO

•L16. How many of them are still living?
 ALL 00. NONE

 NUMBER

•L17. (Are/Were) any of her sisters older than she is?
 1.YES 5.NO

•L18. In order to get an idea of the different races and ethnic groups that participate in the study, I would like to ask you about your (wife's/"WIFE'S") ethnic origin. Is she of Spanish or Hispanic descent, that is, Mexican, Mexican American, Chicano, Puerto Rican, Cuban, or other Spanish? [IF NECESSARY: Which one?]

1.MEXICAN	2.MEXICAN AMERICAN	3.CHICANO	4.PUERTO RICAN	5. CUBAN	0. IS NOT SPANISH/HISPANIC
-----------	-----------------------	-----------	----------------	----------	-------------------------------

OTHER SPANISH (SPECIFY): _____

•L19. And, is she white, black, American Indian, Aleut, Eskimo, Asian, Pacific Islander, or another race?
[CHECK ALL THAT APPLY]

1.WHITE	2.BLACK	3.AMERICAN INDIAN, ALEUT, ESKIMO	4. ASIAN, PACIFIC ISLANDER	OTHER (SPECIFY): _____ _____ _____
---------	---------	---	----------------------------------	---

•L20. Has she ever been in the United States military service?

1.YES	5.NO
-------	------

•L21. Now I would like to talk about the education your (wife/"WIFE") has received. Did she graduate from high school, get a GED, or neither?

1. GRADUATED FROM HIGH SCHOOL

2. GOT A GED

3. NEITHER



•L22. In what year did she graduate?

 YEAR
 GO TO L28

•L23. How many grades of school did she finish prior to getting her GED?

 GRADES FINISHED

00. NONE
 GO TO L25

•L24. In what year did she last attend (GRADE IN L23)?

 YEAR

•L25. In what year did she receive her GED?

 YEAR

•L26. How many grades of school did she finish?

 GRADES FINISHED

00. NONE
 GO TO L28

•L27. In what year did she last attend (GRADE IN L26)?

 YEAR

•L28. Did she attend college?

1. YES

5. NO

→NEXT PAGE, L36

•L29. In what year did she last attend college?

 YEAR

•L30. What is the highest year of college she has completed?

0. LESS THAN ONE YEAR →NEXT PAGE, L36

1 2 3 4 5+

•L31. Did she receive a college degree?

1. YES

5. NO

→NEXT PAGE, L36



•L32. What is the highest college degree she has received? _____

L33. What was the name of the college? _____

L34. Where was it located? _____
 CITY STATE

•L35. In what year did she receive that degree? _____
 YEAR

•L36. Did your (wife/"WIFE") receive any other degree or a certificate through a vocational school, a training school, or an apprenticeship program?

1. YES ↓	5. NO → GO TO L42	FIRST	SECOND	THIRD
•L37. What type of degree or certificate was that?				
•L38. In what field was that?				
•L39. From what type of institution or organization was that?				
•L40. In what year did she receive that degree or certificate?	_____ YEAR	_____ YEAR	_____ YEAR	
L41. Did she receive any other training degree or certificate?	<input type="checkbox"/> YES <input type="checkbox"/> NO ASK L37- L41 AGAIN GO TO L42	<input type="checkbox"/> YES <input type="checkbox"/> NO ASK L37- L41 AGAIN GO TO L42	<input type="checkbox"/> YES <input type="checkbox"/> NO ASK L37- L41 AGAIN GO TO L42	

•L42. Is your (wife's/"WIFE's") religious preference Protestant, Catholic, or Jewish, or what?

PROTESTANT	01. CATHOLIC	02. JEWISH	OTHER (SPECIFY): _____ _____
↓	GO TO L44		

L43. What denomination is that? _____

•L44. How many years altogether has your (wife/"WIFE") worked for money since she was 18?

↓
YEARS

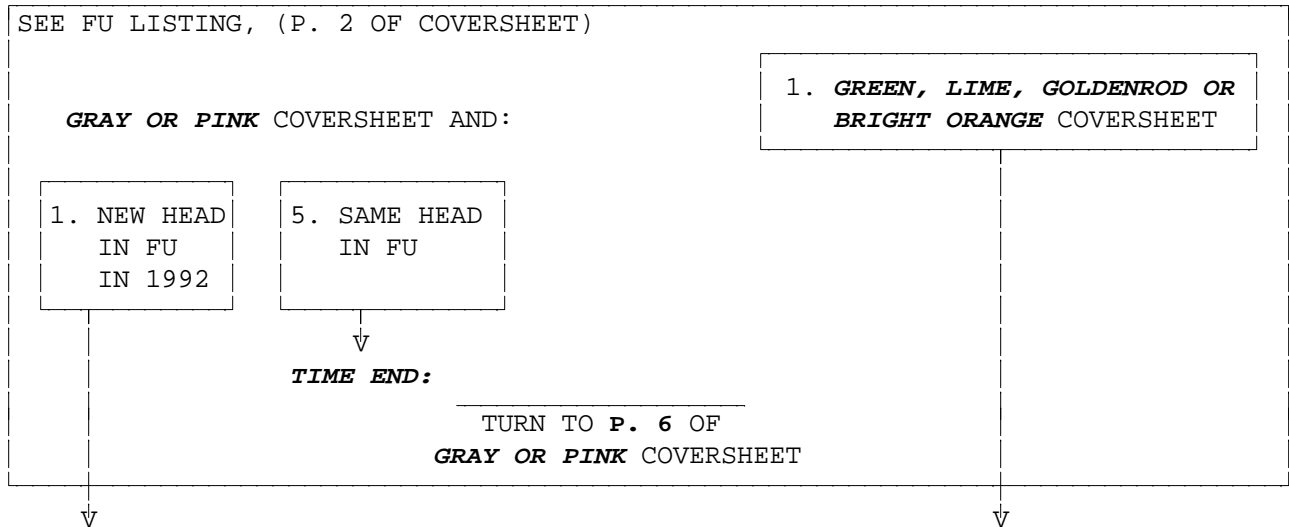
00. NONE → NEXT PAGE, SECTION M

•L45. How many of these years did she work full-time for most or all of the year?

_____ YEARS **OR** ALL

SECTION M: BACKGROUND AND EDUCATION OF NEW HEAD

•M1. INTERVIEWER CHECKPOINT



*M2. Now I have some questions about your (HEAD'S) family and past experiences. Where did your father grow up? [MOST OF THE YEARS FROM AGES 6 TO 16--ACCEPT FATHER SUBSTITUTE]

_____ OR _____

NAME OF STATE; COUNTY TOWN
COUNTRY, IF FOREIGN

•

--	--	--	--	--

ST, CO- FA

M3. Where did your mother grow up? [ACCEPT MOTHER SUBSTITUTE]

_____ OR _____

NAME OF STATE; COUNTY TOWN
COUNTRY, IF FOREIGN

•

--	--	--	--	--

ST, CO- MO

*M4. What was your father's usual occupation when you were growing up? [ACCEPT FATHER SUBSTITUTE]

•

--

 OCC

M5. Thinking of your (HEAD'S) first full-time regular job, what did you do?

0. NEVER
WORKED

•

--

 OCC

NEXT PAGE, M7

•M6. Have you had a number of different kinds of jobs, or have you mostly worked in the same occupation you started in, or what?

•M7. Did you (HEAD) grow up on a farm, in a small town, in a large city, or what?

1. FARM	2. SMALL TOWN	3. LARGE CITY	OTHER (SPECIFY): _____ _____
---------	------------------	------------------	---------------------------------

*M8. In what state and county was that? [EXAMPLE: ILLINOIS, COOK COUNTY]

STATE	AND	COUNTY							
	↓		↓	↓					
			<div style="border: 1px solid black; padding: 2px; display: inline-block;">DON'T KNOW COUNTY</div>	<div style="display: inline-block; border: 1px solid black; padding: 2px;"> <table style="border-collapse: collapse;"> <tr> <td style="width: 20px; height: 20px;"></td> <td style="width: 20px; height: 20px;"></td> <td style="width: 20px; height: 20px;"></td> <td style="width: 20px; height: 20px;"></td> <td style="width: 20px; height: 20px;"></td> </tr> </table> </div>					
				• ST, CO- H					

M9. What was the name of the nearest town?

•M10. What other states or countries have you lived in, including time spent abroad while in the armed forces? ["LIVED IN" MEANS STAYED AT LEAST 3 MONTHS.]

•M11. Have you (HEAD) ever moved out of a community where you were living in order to take a job somewhere else?

<div style="border: 1px solid black; padding: 2px; display: inline-block;">1. YES</div>	→ GO TO M13	<div style="border: 1px solid black; padding: 2px; display: inline-block;">5. NO</div>
---	-------------	--

•M12. Have you (HEAD) ever turned down a job because you did not want to move?

<div style="border: 1px solid black; padding: 2px; display: inline-block;">1. YES</div>		<div style="border: 1px solid black; padding: 2px; display: inline-block;">5. NO</div>
---	--	--

•M13. Were your parents poor when you were growing up, pretty well off, or what?

•M14. How much education did your (HEAD'S) father have? [ACCEPT FATHER SUBSTITUTE]

•M15. [IF FEWER THAN 6 GRADES] Could he read and write?

•M16. How much education did your (HEAD'S) mother have? [ACCEPT MOTHER SUBSTITUTE]

•M17. [IF FEWER THAN 6 GRADES] Could she read and write?

•M18. Now I have some questions about brothers and sisters. Did you (HEAD) have any brothers?
 [INCLUDE NATURAL SIBLINGS ONLY]

1.YES

5.NO →GO TO M24



•M19. How many brothers was that?

01

NUMBER _____



•M20. Is he still living?
 1.YES 5.NO

•M21. (Is/Was) he older than you?
 1.YES 5.NO

•M22. How many of them are still living?
 _____ ALL 00. NONE
 NUMBER

•M23. (Are/Were) any of your brothers older than you?
 1.YES 5.NO

•M24. Did you have any sisters?
 [INCLUDE NATURAL SIBLINGS ONLY]

1.YES

5.NO →NEXT PAGE, M30



•M25. How many sisters was that?

01

NUMBER _____



•M26. Is she still living?
 1.YES 5.NO

•M27. (Is/Was) she older than you?
 1.YES 5.NO

•M28. How many of them are still living?
 _____ ALL 00. NONE
 NUMBER

•M29. (Are/Were) any of your sisters older than you?
 1.YES 5.NO

•M30. Were you living with both your natural parents most of the time until you were age 16?

1.YES

5.NO

•M31. In order to get an idea of the different races and ethnic groups that participate in the study, I would like to ask you about your ethnic origin. Are you of Spanish or Hispanic descent, that is, Mexican, Mexican American, Chicano, Puerto Rican, Cuban, or other Spanish? [IF NECESSARY: Which one?]

1.MEXICAN

2.MEXICAN
AMERICAN

3.CHICANO

4.PUERTO RICAN

5. CUBAN

0. IS NOT
SPANISH/HISPANIC

OTHER SPANISH (SPECIFY): _____

•M32. And, are you white, black, American Indian, Aleut, Eskimo, Asian, Pacific Islander, or another race?
[CHECK ALL THAT APPLY]

1.WHITE

2.BLACK

3.AMERICAN
INDIAN,
ALEUT,
ESKIMO

4. ASIAN,
PACIFIC
ISLANDER

OTHER (SPECIFY):

•M33. Have you ever been in the United States military service?

1.YES

5.NO

•M34. Now I would like to talk about the education you (HEAD) have received. Did you graduate from high school, get a GED, or neither?

1. GRADUATED FROM HIGH SCHOOL

2. GOT A GED

3. NEITHER



•M35. In what month and year did you graduate?

_____ MONTH _____ YEAR

GO TO M41

•M36. How many grades of school did you (HEAD) finish prior to getting your GED?

_____ GRADES FINISHED

GO TO M38

•M37. In what month and year did you last attend (GRADE IN M36)?

_____ MONTH _____ YEAR

•M38. In what month and year did you receive your GED?

_____ MONTH _____ YEAR

•M39. How many grades of school did you (HEAD) finish?

_____ GRADES FINISHED

GO TO M41

•M40. In what month and year did you last attend (GRADE IN M39)?

_____ MONTH _____ YEAR

•M41. Did you attend college?

→NEXT PAGE, M49

•M42. In what month and year did you last attend college?

_____ MONTH

_____ YEAR

•M43. What is the highest year of college you have completed?

→NEXT PAGE, M49

•M44. Did you receive a college degree?

→NEXT PAGE, M49



•M45. What is the highest college degree you have received? _____

M46. What was the name of the college? _____

M47. Where was it located? _____ CITY _____ STATE

•M48. In what month and year did you receive that degree? _____ MONTH _____ YEAR

•M49. Did you (HEAD) receive any other degree or a certificate through a vocational school, a training school, or an apprenticeship program?

1. YES

5. NO → GO TO M55

	FIRST	SECOND	THIRD
•M50. What type of degree or certificate was that?			
•M51. In what field was that?			
•M52. From what type of institution or organization was that?			
•M53. In what month and year did you receive that degree or certificate?	<input type="text"/> MONTH <input type="text"/> YEAR	<input type="text"/> MONTH <input type="text"/> YEAR	<input type="text"/> MONTH <input type="text"/> YEAR
M54. Did you receive any other training degree or certificate?	<input type="checkbox"/> YES <input type="checkbox"/> NO ASK M50- M54 AGAIN GO TO M55	<input type="checkbox"/> YES <input type="checkbox"/> NO ASK M50- M54 AGAIN GO TO M55	<input type="checkbox"/> YES <input type="checkbox"/> NO ASK M50- M54 AGAIN GO TO M55

•M55. Is your religious preference Protestant, Catholic, or Jewish, or what?

PROTESTANT
 01. CATHOLIC
 02. JEWISH
 OTHER (SPECIFY): _____

GO TO M57

M56. What denomination is that? _____

•M57. How many years altogether have you (HEAD) worked for money since you were 18?

YEARS
 00. NONE → **TIME END:** _____
 TURN TO P. 6 OF **GRAY OR PINK** COVERSHEET **OR**
 P. 4 OF **GREEN, LIME, GOLDENROD OR**
BRIGHT ORANGE COVERSHEET

•M58. How many of these years did you work full-time for most or all of the year?

YEARS **OR** ALL

↓

TIME END: _____

TURN TO P. 6 OF **GRAY OR PINK** COVERSHEET
OR P. 4 OF GREEN, LIME, GOLDENROD OR BRIGHT ORANGE COVERSHEET