


# A LONGITUDINAL STUDY OF FAMILY ECONOMICS

**A Brief Description of An  
Ongoing Panel Study**



ISR

INSTITUTE FOR SOCIAL RESEARCH  
THE UNIVERSITY OF MICHIGAN  
ANN ARBOR, MICHIGAN

PREFACE

This first descriptive outline of the design of a panel study of family income dynamics will be followed by an annual series of volumes documenting the procedures and availability of the data to potential users. Articles will also be published on the substantive findings.

The study has benefitted greatly from the advice of a large number of social scientists, and from the cooperation of the staff of the Research and Plans Division of the Office of Economic Opportunity. In particular, Dr. James Smith of that staff, now also associated with The Pennsylvania State University and The Urban Institute, has taken an active part from the beginning.

At the Survey Research Center, under whose auspices the data collection and processing have taken place, the following individuals have been directly responsible: Professors James Morgan and John Lansing, as well as Nancy Baerwaldt, Joan Brinser, Jonathan Dickinson, Louis Hawkins, and Katherine Rogin. In addition, extensive contributions in sampling have been made by Irene Hess and Thomas Tharaken, in interviewing procedures by Charles Cannell and John Scott, and in data processing by Barbara Dickerson and Duane Thomas. Methodological contributions have been made by Kent Marquis and Joseph Veroff.

Printed by Braun-Brumfield, Inc.  
Ann Arbor, Michigan

August, 1969

Office of Economic Opportunity and The University of Michigan

A LONGITUDINAL STUDY OF FAMILY ECONOMICS\*  
(A Brief Description of An Ongoing Panel Study)

Background

Basic to the proper operation of a market (free-enterprise) economy is some normatively acceptable distribution of its goods and services. There has long been a need for better understanding of the determinants of family income and economic status and their changes over time. And already much work has been done on the relation between background factors and current economic status. It is not a recent finding that low income families tend to contain people who are old or disabled, or handicapped by inadequate education, discriminated against because of race or sex, or who grew up far from the best employment areas. But, for as long as we have known these facts, we have also observed that many people from deprived backgrounds attain high levels of economic well-being. Just what is it in the environment or in the individual and his behavior patterns that leads to improvement in economic status? The precision of those studies that are based on people's

---

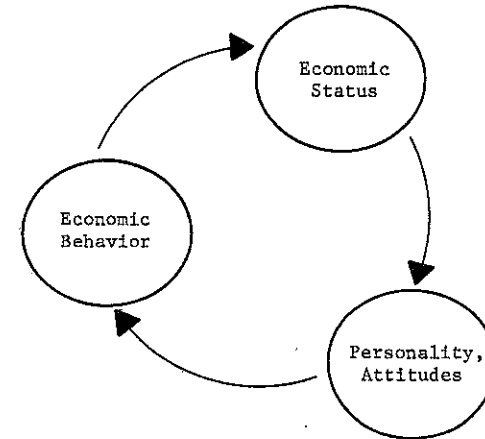
\*This is a summary report of work on a longitudinal study of the determinants of economic well-being. The study is financed under a grant from the Office of Economic Opportunity. Some findings from the first wave can be found in J. Morgan and J. Smith, "Measures of Economic Well-Being and Their Correlates," American Economic Review LIX (May, 1969), 450-462.

recollections of their past behavior, attitudes and environment, is often dulled by one's inability to remember or even more seriously flawed by memory biases. When successful people reflect on their past, it is typical for them to attribute their status to their own efforts; the unsuccessful are equally quick to cite factors beyond their control - the self-image of each protected behind a distorted reflection of the past.

Our purpose here is to explain the short run changes in the economic status of individuals and families, thus to see whether those modifications result in changed attitudes and behavior that either reinforce or offset the alterations in economic status. Changes at the lower end of the distribution are more important for policy purposes, so our panel study began with a sample containing more low-income families than in a representative sample.

#### Theoretical Model

The theoretical model of economic behavior underlying this research is a recursive one. A set of broadly defined personality variables affect economic behavior which in turn affects economic status. Changes in economic status as well as its level are linked back to the personality variable and thus the circle is closed.



Each of the three main variables has a number of components or is measurable in more than one way. Listed below are the three main variables of the model and the major components of each.

#### Personality and Attitudes

Ambition-aspiration  
Trust in others  
Belief in rewards for striving  
Hostility-anomie

#### Economic Behavior

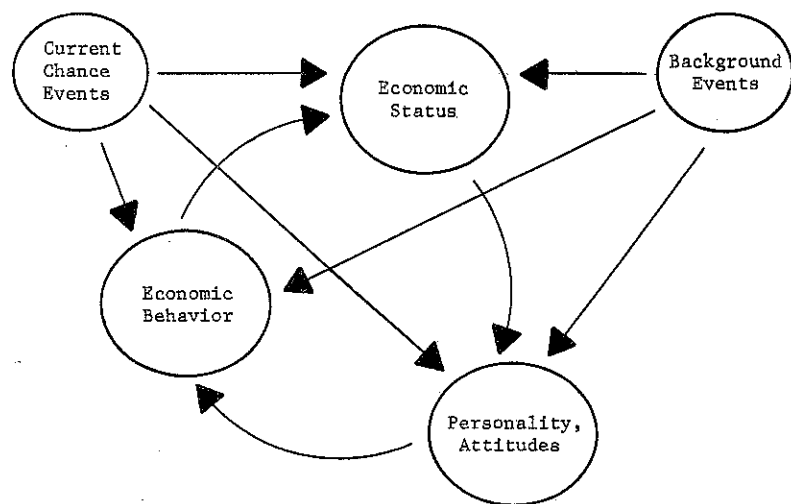
Income increasing acts  
Connectedness to sources of information  
Time horizon (acts of planning ahead)  
Avoidance of undue risk  
Real earning acts (such as home maintenance and auto repairs)  
Economizing acts (like eating at home and nonprofligate spending)

#### Economic Status

Family money income  
Family net real income/needs

$$[(\text{Family net real income/needs})^{1/2} \times [\text{leisure}]^{1/2}]$$

In addition to the three main variables of the recursive part of the model, we consider two sets of exogenous events. First, we take account of certain background events which we know from other studies are strongly associated with the level of economic status, factors such as being born black, poor, or in a rural area. These factors affect the variables in the recursive model, but are completed events which cannot be affected by the short-run dynamics of the model.



We also take account of other events which are also exogenous, but which take place during the period of the study. These are chance events over which individuals have little direct control. Included are such things as getting hurt in an accident, a serious illness of a family member, or a loose local labor market.

The main function of the theoretical model is to give a consistent general structure to the collection and analysis of data. It also provides a conceptual framework within which the data will be analyzed. Clearly, it is not the only possible model, nor necessarily the best one. When analytical work gets fully underway, we will undoubtedly use data in ways we had not anticipated, and it is quite reasonable to expect that other models will be employed with the same data. And since the data from this study will be available to other analysts on computer tape it is certain that they will find other models which better suit their own research interests.

#### The Focus of the Analysis

Since there are three different attitudinal indexes and six composite measures of economic behavior, each with some theoretical justification and distinct reason for inclusion, the analysis will focus on trying to answer such questions as: Which attitudes tend to affect behavior and for what kinds of people? Which behavior patterns seem to lead to change in economic status? Which changes in economic status can be attributed to people's own behaviors and which are the result of forces outside their control? What

kinds of economic changes, and for whom, lead to changed attitudes and/or changed behaviors?

There are some basic general hypotheses about human behavior imbedded in the structure. For instance, success (improved condition) leads to raised aspiration levels (in some circumstances). Motivation is a combination of stable personality characteristics and more changeable attitudes (subjective probabilities and specific felt need). Success (and its rewards) may increase motivation more than failure and punishment.

There should be some practical implications of the findings, in several areas. For instance, if some kinds of events produce more change in people's attitudes and behavior patterns than others, policies that produce that kind of event may be indicated. If certain kinds of attitudes produce more changes in behavior, or certain behavior patterns seem to produce more changes in status, then policies attempting to produce those attitudes or behaviors may be indicated. Perhaps most important, the study should throw a lot of light on who among the low-income families are potentially capable of self-support and whether they can be distinguished and selected for investment in their skills. By following families over an extended period, and looking at what happens to them and what they do, we should be able to see how some managed to improve and to assess whether any of the still-poor might still make it on their own.

#### The Information Content

The basic study design called for several measures of economic

status, of relevant economic behavior patterns, and of some related attitudes, plus some background information. Copies of the questionnaires used in the first two waves of this study are appended to this paper.

We construct three basic types of economic status measures and several parallel variants of each of these.

The first is annual income - the best measure of the economic resources available to the family. The variants on our income measures range from simple total money income to measures which account for income in kind, such as the imputed rental value of owner occupied homes and which net out estimated federal income taxes and expenses associated with the earning of income.

The second type of status measure, the "Orshansky" type, adjusts the income measure by taking into account the differential needs of families of varying sizes. The "need standard" used for this adjustment is based on the food requirements of members of the family and also takes account of the economies of scale associated with larger families. We construct these Orshansky ratios for each of the income variants.

The third measure of economic status is designed to take account of the amount of work the family must do to earn its income or, alternatively, the amount of leisure the family has left to enjoy it. Difficult conceptual problems are raised in attempting to establish an equivalency between income and leisure. However, it is quite clear that, at the margin, more leisure is preferred to less for any given level of income. On that basis we have developed a "well-offness" measure which encompasses

income, needs, and an index of leisure.

We ask a number of questions which are designed to elicit the respondent's subjective satisfaction with his economic status. We plan to relate changes in this reported satisfaction to changes in our various status measures and perhaps develop more refined measures in the process.

The behavioral and attitudinal measures required developmental work. A perusal of the literature revealed very little appropriate material that had been validated or used on broad representative samples. Extensive discussions were conducted with a variety of social scientists in economics, psychology, sociology, and social work. The resulting attitudinal measures focus largely on a few major items:

1. Sense of personal efficacy or self-confidence, time horizon and propensity to plan ahead, all of which ended up in a single index.
2. Trust in others, and in the rewards of striving, versus hostility-anomie.
3. Ambition and high aspiration.

The questions used to measure these attitudes are partly self-descriptive and partly general attitudinal, and mostly open-ended. The development of them built on previous work, went through pretesting, and ended with indexes created partly by judgment and partly according to patterns of correlation (avoiding combining things with very low or negative correlations).

The behavioral measures are made up of components of behavior, which are open to most people, and seem to fit the conceptual framework.

These components are combined into indexes by simple addition, but adjustment is made for components where any substantial number of people are foreclosed, by using scores of 0, 1, 2 instead of 0, 1. The foreclosed group is scored 1 and the others either 0 or 2 depending on whether they engaged in the behavior. Thus people got two points on the risk avoidance index if they fastened their seat belts, but non-car owners who would not be eligible for the two points were put in the middle with one point.

Six indexes so generated were given names roughly describing what they represent:

1. Money earning acts (things that increase money earnings)
2. Connectedness to sources of information and help
3. Planning acts, behavioral evidences of time horizon
4. Avoidance of undue risks
5. Real earning acts (do-it-yourself projects like repairing own car)
6. Economizing - money saving activities like eating together, eating at home, and keeping down expenditure on alcohol and cigarettes

In addition to the behavioral indexes there are scales for employment problems (unemployment, illness, etc.), background problems (rural background, poor parents, first child early), current handicaps (disabilities, dependents, difficulties communicating), and quality of housing and neighborhood.

Finally there are some variables measuring the quality of the local

(county) environment based on Census data and on a questionnaire sent to the state employment security commissions.

Three areas where measurement in the first two waves may be inadequate or missing are physical limitations (disabilities), mental ability (intelligence), and psychological forces (achievement motivation). There were a few questions on disabilities of the head in the first questionnaire, and more detailed questions about the head's disabilities plus those of other family members on the second wave, but there is evidence from methodological studies that such measures are imprecise. One problem is that this study requires estimating the economic impact of limiting physical conditions, which may be only loosely tied to functional limitations.

For instance, loss of a hand might result in little or no reduction in income for a mathematician or a sportscaster. It should also be kept in mind that the same medical condition incurred later in life may have quite a different economic impact than if incurred at a very young age; this differential impact itself might vary with still other circumstances. A "nervous" condition might have a significant impact on income level, yet such a condition may not be easily detectable in an interviewing situation unless carefully constructed question sequences are used to facilitate the respondent's report of the condition. Some methodological work is under way.

Measurement of limitations in intelligence or education that may hamper a person economically also raises problems. Most intelligence

tests measure not only basic mental acuity, but also formal education, vocabulary, and even motivation. Intelligence tests have been commonly designed for administration in a classroom or clinical setting and thus present difficult problems in voluntary field situations. One such problem is that tests generally push the examinee to the level where he fails. When used on survey respondents, such public failure is felt to cause antagonism and result in future noncooperation, a serious problem for a panel study. For our purposes the extremes of the intelligence distribution are the most important, on the hypotheses that extreme limitations may be a cause of low economic status, while extremely high intelligence may allow an individual to overcome all sorts of other handicaps. An "intelligence test" designed to distinguish the lower end of the distribution was given to part of the sample in 1968, but more development work is required before we can justify administering a test to the whole sample.

Finally, while attitudes and behavioral indexes are important, it would be better to have also some measure of basic personality dispositions, particularly achievement motivation.\* Achievement motivation is thought to be a relatively stable aspect of an individual's personality,

---

\* See David McClelland, The Achieving Society, D Van Nostrand, Princeton, N.J., 1961, John W. Atkinson ed., Motives in Fantasy, Action and Society, D Van Nostrand, Princeton, N.J., 1958; and John Atkinson An Introduction to Motivation, D Van Nostrand, Princeton, N.J., 1964.



characterized by a tendency to get satisfaction from overcoming obstacles by one's own effort, and often manifesting itself in what economists call entrepreneurial activities: taking calculated risks, but not gambling on long shots. Measures of the motive were developed using content analysis of imaginative stories elicited by rather vague pictures in conjunction with standard questions like: What is happening? What are the people thinking? What will happen next? These thematic apperception test (TAT) protocols have been used in a national personal interview study and in a study of injured workers.\* However, the protocols took substantial interviewing time, required adjustments for wide variations in the amount of story content different respondents gave, and in the case of non-verbal people like injured workers, produced very little content and some resistance.

Another achievement motivation measure is based on a derivative theory that high achievement motivation leads to strong distinctions between easy and difficult tasks and the placing of very high reward values on difficult ones. Field measures of this motive were obtained by asking respondents to place values on difficult and easy occupations. This

---

\* Gerald Gurin, Joseph Veroff and Sheila C. Feld, Americans View Their Mental Health, New York, Basic Books, 1960; James N. Morgan, Marvin Snider and Marion Sobol, Lump Sum Redemption Settlements and Rehabilitation: A Study of Workmen's Compensation in Michigan, Ann Arbor, Institute for Social Research, 1959.

measure did help explain differences in earnings and in education completed by or planned for children, even in multivariate analyses.\*

A basic problem is that people's verbal tribute to achievement and enterprise is not a good measure of their basic personality and often gets confounded with attitudes toward perseverance, industry, or success as a goal. Methodological work has been going on in the laboratory to transfer promising measures into forms that can be used in voluntary personal interview situations and with a much wider range of ages, educational levels, etc. than covered by the usual college class. During the next year additional developmental work will be done on need achievement measures. We have secured the cooperation of Professor Joseph Veroff, an expert with extensive experience in motivational studies, who will work with Charles Cannell and Kent Marquis of the Survey Research Center's program in survey methodology to develop better achievement motivation measures.

#### Sample

The sample for this study combined a representative cross-section sample of nearly 3,000 families in the coterminous United States, selected

---

\* See James Morgan, Martin David, Wilbur Cohen and Harvey Brazer, Income and Welfare in the United States, New York, McGraw-Hill, 1962; James Morgan "Achievement Motive and Economic Behavior," Economic Development and Cultural Change XII (April, 1964), 243-267.

from the Survey Research Center's master sampling frame, and a subsample of about 1,900 families interviewed previously by the Bureau of the Census for the Office of Economic Opportunity.

The subsample drawn from the OEO-Census study was limited to families that had the following characteristics:

1. Their income in 1966 was less than twice the official poverty line.
2. The head of the family was not over 60 years of age in the spring of 1967.
3. The family gave permission to the Census Bureau to release the information it supplied to OEO.

The combined sample covers 120 sampling areas (mostly counties or sets of counties). Thirty-three of the areas included families from both the OEO-Census study and the SRC master sampling frame. These thirty-three areas included the 12 largest United States metropolitan areas. Forty-one areas contained only families from the SRC master sampling frame and forty-six included only families from the OEO-Census study. From the combined sample one can derive representative data for each of four regions of the country, but the data must be weighted unless one uses only the SRC representative cross-section sample. The sample is not designed so as to give representative estimates for smaller areas.

#### Sample Weights

The weights take account of failures to obtain an interview with sample families, including non-response to the first wave of interviewing

in the spring 1968, but not of subsequent panel losses. The latter are relatively unimportant as potential sources of bias compared with the dramatic differences in sampling and subsampling rates. The weights also adjust for the fact that about a quarter of the OEO-Census study sample did not sign a release of their information to the OEO and, consequently, Census could not release sufficiently detailed information so that these families could be located and reinterviewed.

While most analysis will be on families, some will be on individuals. Each individual has the same weight as the family, leaving no weight bias. Indeed, in subsequent waves, since the initial sample is considered as including all individuals living in the families originally interviewed, we shall follow and interview individuals who move out (except minor children moving in with other relatives), and they will also keep their original weights.

#### Field Procedures

Two waves of interviews have been completed. Interviews were taken between March and June of 1968 and 1969.

Field operations for both waves followed the standard operating procedure of the Research Center. Press releases were issued announcing the study, letters were sent to each potential respondent describing in general terms the general purpose of the study, and then the interviewers called on respondents. Neither the press releases, the letters, nor the interviewers specified the Office of Economic Opportunity as the sponsor

of the study, largely because of potential political problems and because of the controversial nature of the poverty program in some areas. The interviewers were instructed to make every effort to interview the head of the household--defined in general as the husband or the main wage earner. Some interviewers made as many as seven calls in an attempt to interview the head. In a few cases where the head simply refused or was unavailable for the whole interviewing period, interviews were taken with the wife or a close relative. All the identifying information--name, address, and phone number of the respondent and name and address and phone number of someone who would know where the respondent was (to help locate him the next year)--was entered on a form apart from the interview called the "Cover Sheet." This allows separation in the office of all identifying information about the respondent from the content of the interview so that even the coders do not know the identity of the person whose information they are making machine readable.

On the first wave in 1968 those being interviewed from the Census Sample were promised payment after the interview since they had already been interviewed once or twice before. As soon as the interviews came into the Ann Arbor office, a check for \$5 was mailed to these people. The same people were also promised another \$5 just for mailing in a card in early '69 so that we would know for sure where they were. The procedure resulted in a substantial reduction in the field costs of finding respondents who moved. In the 1969 wave this procedure for a \$5 payment after the interview and a second \$5 for a card to be sent in in early

1970 was applied to the full sample since they were all being asked for a reinterview. Since there is no control group, there is no easy way of knowing whether these payments increase the response rate and the willingness to cooperate. The payments also helped the interviewer secure the cooperation of neighbors in locating respondents who were hard to find. Residents in low-income neighborhoods are often very suspicious of strangers asking for someone's whereabouts since such people are often bill collectors or investigators. This suspicion was sometimes reduced when the interviewer could point out that the respondent would be paid for the interview.

Respondents who spend an hour or more answering questions about themselves are often interested in finding out how other people respond to the same kinds of questions. One effective way of maintaining respondents' interest and cooperation is to send respondents a report summarizing study findings each year. The first such report was mailed out to all the respondents in early November 1968. Mailing the report in November also helped in locating forwarding addresses for some people who had moved without sending in the card to inform us they had changed residence.

#### Response Rates

The response rates have to be considered separately for the new representative cross-section sample and the Census Sample. In the case of the new cross-section sample, Survey Research Center response rates for

economic studies tend to vary around 85 percent, but this first wave came in the Spring of 1968--a time of disturbance or uneasiness in urban areas with much discussion about confidentiality and privacy. A result, we believe, was that the response rate in the cross-section sample was around 75 percent, with the lowest rates in the large urban areas. The increase in nonresponse came largely from refusals and from people who simply wouldn't answer the door. In the case of the Census Sample, the response rate was about the same but for entirely different reasons: many of the people had moved or were otherwise not locatable. The response rate in the second wave, from preliminary counts, is between 85 and 90 percent of those previously interviewed. We hope that response rates will continue to be as high or higher on successive waves. It must be remembered that in a panel study our emphasis is more on change over time than on representative population estimates. Thus, while high initial response rates are always to be desired, it is more important to reinterview a high proportion than to pressure people to cooperate on the first wave who are likely to be lost later. (Studies are planned to assess the impact of the losses in the Census Sample, since a great deal is known from the previous Census interviews.)

#### Processing and Data Cleaning

The interviews go through three stages of processing to put the data into machine readable form.

In the first of these, pre-editing, members of the analysis staff check such items as current family composition against the record from the previous year's interview to be sure that the interview was indeed taken with the correct family and to identify individuals so that the data can be matched with last year's. The cover sheets, which contain identifying information, are then separated from the interview schedule and placed in a confidential file.

The interviews, now anonymous, go through editing and coding stages. Editors check to be sure that the questionnaire sequences were followed correctly and then assemble numerical information from various parts of the questionnaire onto work sheets from which the data can be keypunched. The editors also compute such basic variables as total family income, total family work time and family need standard. This provides a subjective "reasonableness" check which often catches errors which are difficult to find by computer.

Coders convert the non-numerical answers into digital codes which can be handled by computer. Nearly 300 variables are coded for each family unit and an additional 18 are coded for each individual in the sample.

Once on tape, the data are run through a series of data cleaning programs to correct errors revealed by inconsistencies or illegitimate codes.

#### Creation of Analysis Files

Once the data are clean some 80 additional variables, complex

economic status measures, bracket codes, and various indexes are generated by computer. At the end of this process the family unit file for a given year is complete.

Data from the first two waves of the study can then be merged and used to generate change variables. Additional cleaning operations will take place at this stage.

For some purposes, however, the family is not the ideal unit for analysis. Children from sample families move out to marry, couples separate, and individuals living alone move in with other single individuals. Families after such a change are often very different from the ones before the change so that status change measures designed to apply to a specific family are somewhat confounded. Thus we create another computer file which contains a separate record for each individual in the sample. These individual records include the basic information which was coded directly for that individual plus information about the family in which the individual was embedded at the time of the interview. If the family composition changes radically, the unit of analysis remains constant and the appended family data reflects the change that has occurred.

Analysis at the individual level is limited by the fact that attitudinal data was obtained only from the respondent (usually the head). However, the attitudes of the family head may be presumed to be an important indirect influence on the individual's behavior so that substantial analysis can be carried out in the absence of direct attitudinal information.

To summarize, the data will be available for analysis in the

following forms: a) a family unit file for each wave of the study, b) an individual file for each wave, and c) a number of more complex files combining data for more than one year for those who remain in the sample.

#### Questionnaires

The questionnaires used in the first two waves of this study are included here so that prospective users of the computer files from this study, which will be made available at a later date, may familiarize themselves with the specific questions asked of respondents. It should be kept in mind that the questionnaires were designed to facilitate a natural interview, and the order in which questions are asked does not represent the way they would be grouped on the basis of their relatedness for analytical purposes. For our own uses, we have built indexes by pulling information from widely separated parts of the questionnaires. It should also be remembered that certain questions may have a much different surface connotation to the respondent than the analytical ends for which they were asked.

We welcome the use of any of these questions in other studies, and will provide copies of the codes used with them, upon request.

Appendix for potential users of the detailed data

Data tapes, with no identification of the individual names or addresses, will be available with accompanying documentation as follows:

Family data from 1968 interviews (1967 incomes) by December, 1969

Individual records, with family information repeated for each individual in a family, from 1968 interviews by December, 1969

Family data from 1969 reinterviews by December, 1969

Individual records from 1969 reinterviews by December, 1969

Family data from 1969 reinterviews and 1968 interviews with those families who were reinterviewed, combined, and with some "change variables" added by June, 1970

Each subsequent year's family and individual tapes by December of that year

There will also be available a code for each tape and a set of documents from each year describing the procedures of the study, including sampling, interviewers' instructions, editing procedures, creation of complex variables and indexes, etc.

The various sampling fractions, combination of two samples, and losses up through the first reinterview of the Census sample, require a two-digit weight to reduce possible biases. Hence all analysis should be weighted.

There will be charges for these materials sufficient to cover the out-of-pocket costs of reproducing them and handling correspondence. (All inquiries should be in writing--it is too easy to introduce errors or misunderstandings on the phone.) The cost for one tape and its code should not exceed \$500.

Inquiries or requests for data or documentation should be addressed to: Librarian, Economic Behavior Program, Survey Research Center, Institute for Social Research, University of Michigan, Ann Arbor, Michigan 48106, and should refer to Project 45768.

Some selected background references follow.

Materials Relevant to Understanding  
Survey Research Center Economic Studies

- Ferber, Robert. The Reliability of Consumer Reports of Financial Assets and Debts. Urbana, Illinois: Bureau of Economic and Business Research, University of Illinois, 1966.
- Interviewers Manual, Rev. Ed. 1969. Ann Arbor: Survey Research Center, Institute for Social Research, (\$3.00).
- Kahn, Robert and Charles Cannell in Gardner Lindzey and Elliot Aronson (Eds.). Handbook of Social Psychology Vol. II. New York: Addison-Wesley, 1968.
- Katona, George. The Mass Consumption Society. New York: McGraw-Hill, Inc., 1964.
- Kish, Leslie. Survey Sampling. New York: John Wiley, 1965.
- Kish, Leslie and Irene Hess. The Survey Research Center's National Sample of Dwellings, 63 pp. Ann Arbor: Survey Research Center, Institute for Social Research, 1964, (\$1.00).
- Lansing, John, Gerald Ginsburg and Kaisa Bratten. An Investigation of Response Error. Urbana, Illinois: Bureau of Economic and Business Research, University of Illinois, 1961.
- Morgan, James. "Repeated Surveys of Consumer Finances in the United States" in Family Living Studies. Geneva: International Labor Office, 1961.
- Morgan, James. "Contributions of Survey Methods to Economics" in Survey Research in the Social Sciences, C. Y. Glock (Ed.). New York: Russell Sage Foundation, 1967.

Materials Relevant to Statistical Analysis of Survey Data

Andrews, Frank M., James N. Morgan and John A. Sonquist. Multiple Classification Analysis. Ann Arbor, Michigan: Survey Research Center, Institute for Social Research, 1967.

Blalock, Hubert M. Jr. and Ann B. Blalock. Methodology in Social Research. New York: McGraw-Hill Book Company, 1968.

Sonquist, John A. and James N. Morgan. The Detection of Interaction Effects. Ann Arbor, Michigan: Survey Research Center, Institute for Social Research, 1964.

Suits, Daniel. Statistics. Chicago: Rand McNally, 1963.

Spring 1968 Questionnaire (Wave I)

This one questionnaire was used both for the new cross-section sample of addresses and for reinterviews with the selected part of the Census-OEO sample.

Individual identifying information and the word-test where used are on a separate "cover sheet" which was detached from the interview before processing, and which is not included here.

(INTERVIEW NUMBER)	SURVEY RESEARCH CENTER INSTITUTE FOR SOCIAL RESEARCH THE UNIVERSITY OF MICHIGAN	
	<i>(Do not write in above spaces.)</i>	
1. Interviewer's Label	2. P.S.U. _____	
	3. Your Interview No. _____	
	4. Date _____	
	5. Length of Interview _____	

- A1. Are you the head of this household?  
 YES  NO - (ASK FOR HEAD)
- A2. When did you move into this (house/apartment)? \_\_\_\_\_  
(DATE, OR YEARS AGO)
- A3. How many rooms do you have here for your family (not counting bathrooms)? \_\_\_\_\_
- A4. Do you own this (home/apartment), pay rent, or what?  
 OWNS OR IS BUYING  PAYS RENT - (TURN TO A11)  NEITHER OWNS NOR RENTS - (TURN TO A14)

(IF OWNS OR IS BUYING)

- A5. How much did all your utilities like heat and electricity cost you last year -- was it less than \$100, \$100-200, \$200-300, \$300-400, or more than \$400?  
 LESS THAN \$100  \$100-200  \$200-300  
 \$300-400  MORE THAN \$400
- A6. Could you tell me what the present value of this house (farm) is -- I mean about what would it bring if you sold it today? \$ \_\_\_\_\_
- A7. Do you have a mortgage on this property?  
 YES  NO - (TURN TO PAGE 3, A19)
- |   | <u>1st Mortgage</u> | <u>2nd Mortgage</u> |
|---|---------------------|---------------------|
| A8. How much are your monthly payments?                                     | \$ _____            | \$ _____            |
| A9. About how much is the remaining principal on this mortgage?             | \$ _____            | \$ _____            |
| (IF A9a. About how many more DON'T KNOW) payments do you have left to make? | \$ _____            | \$ _____            |
- A10. Do you also have a second mortgage?  
 YES - (ASK A8-A9, FOR SECOND MORTGAGE)  NO - TURN TO PAGE 3, A19

(TURN TO A19)

(IF PAYS RENT)

- A11. About how much rent do you pay a month? \$ \_\_\_\_\_
- A12. Do you pay for any of the utilities yourself?  
 YES  NO - (TURN TO A19)
- A13. (IF YES) How much did they cost you altogether last year -- was it less than \$100, \$100-200, \$200-300, \$300-400, or more than \$400?  
 LESS THAN \$100  \$100-200  \$200-300  
 \$300-400  MORE THAN \$400
- (TURN TO A19)

(IF NEITHER OWNS NOR RENTS)

(IF NEITHER OWNS NOR RENTS)

- A14. How is that? \_\_\_\_\_
- A15. Do you do some work in return for your housing? (What?)  
\_\_\_\_\_
- A16. How much would it rent for if it were rented? \$ \_\_\_\_\_ per \_\_\_\_\_  
(MONTH, YEAR)
- A17. Do you pay for any of the utilities yourself?  
 YES  NO - (TURN TO A19)
- A18. (IF YES) How much did they cost you altogether last year -- was it less than \$100, \$100-200, \$200-300, \$300-400, or more than \$400?  
 LESS THAN \$100  \$100-200  \$200-300  
 \$300-400  MORE THAN \$400
- (TURN TO A19)



(ASK EVERYONE)

A19. Did you have any work done on the (house/apartment) during the last year, or do any work on it yourselves?

YES  NO (GO TO A28)

(IF YES)

A20. What was done? \_\_\_\_\_

A21. Did you (or your family) do any of it?

YES  NO (GO TO A25)

(IF YES)

A22. What did you do? \_\_\_\_\_

A23. Did you save more than \$50 by doing it yourself?

YES  NO (GO TO A25)

A24. (IF YES) About how much money do you think you saved by doing it yourself? \$ \_\_\_\_\_

A25. Do you still owe anything on it?

YES  NO (GO TO A28)

A26. (IF YES) Is what you owe for it included in your mortgage payments you told me about?

YES (GO TO A28)  NO

A27. How much are your monthly payments? \$ \_\_\_\_\_ per \_\_\_\_\_

A28. Do you think you might move in the next couple of years?

NO - (TURN TO B1)

(IF MIGHT MOVE OR WILL MOVE)

A29. Why might you move? \_\_\_\_\_

SECTION B

B1. How many people live here altogether? \_\_\_\_\_

(LIST ALL PERSONS, INCLUDING CHILDREN, LIVING IN THE DW, BY THEIR RELATION TO HEAD)

(ASK B3 FOR THOSE AGED 5-25 (EXCEPT HEAD AND WIFE)

(ASK B4 IF ANSWER TO B3 IS "NO")

B2. How old are they and how are they related to you?	Age	Sex	B3. Is (he/she) in school?	B4. How many years of school did (he/she) finish?
1. HEAD OF DWELLING UNIT				
2.			<input type="checkbox"/> YES <input type="checkbox"/> NO	
3.			<input type="checkbox"/> YES <input type="checkbox"/> NO	
4.			<input type="checkbox"/> YES <input type="checkbox"/> NO	
5.			<input type="checkbox"/> YES <input type="checkbox"/> NO	
6.			<input type="checkbox"/> YES <input type="checkbox"/> NO	
7.			<input type="checkbox"/> YES <input type="checkbox"/> NO	
8.			<input type="checkbox"/> YES <input type="checkbox"/> NO	
9.			<input type="checkbox"/> YES <input type="checkbox"/> NO	
10.			<input type="checkbox"/> YES <input type="checkbox"/> NO	

B5. Anyone else? (LIST ABOVE)

B6. Do you (HEAD) have any children under 25 who don't live here with you?

YES  NO - (GO TO B11)

B7. Are they sons or daughters?	B8. How old is (he/she)?	B9. Is (he/she) in school, working, in the army, or what?	B10. (IF NOT IN SCHOOL) How many years of school did (he/she) finish?
1.			
2.			
3.			

B11. Has anyone moved into your household in the last year?

YES  NO - (GO TO B13)

B12. (IF YES) Who moved in? (CIRCLE LISTING NUMBERS OF MOVERS ABOVE)

B13. Has anyone moved out in the last year?

YES → B14. Who moved out? (ENTER AGE AND RELATION TO HEAD)  
 NO - (TURN TO B15)

RELATION TO HEAD	AGE

B15. INTERVIEWER: SEE B3 AND B9, AND CHECK ONE:

CHILDREN IN SCHOOL  NO CHILDREN IN SCHOOL - (GO TO B20)

B16. Have you (or your wife) ever attended any meetings of a parent-teacher's organization?

YES  NO - (GO TO B18)

B17. (IF YES) When was the last time? \_\_\_\_\_

B18. How much education do you think your children will have when they stop going to school?

\_\_\_\_\_

\_\_\_\_\_

(IF UNCERTAIN OR EXPRESSES HOPE ONLY) B19. What do you really think will happen?

\_\_\_\_\_

\_\_\_\_\_

(GO TO B21)

B20. (ASK ONLY IF NOT CLEAR) Have you (HEAD) ever had any children?

YES  NO (GO TO C1)

B21. When was your (HEAD'S) first child born? \_\_\_\_\_  
(YEAR OR AGE)

SECTION C: CARS

(ASK EVERYONE)

C1. Altogether, how many people are there in your family here who can drive?

\_\_\_\_\_  NONE (GO TO C3)

C2. Do you or anyone else in the family here own a car?

YES (TURN TO C6)  NO

C3. Does not having a car cause you (FAMILY) any difficulties?

YES  NO (GO TO C5)

C4. What are they? \_\_\_\_\_

\_\_\_\_\_

C5. Is there public transportation within walking distance of here that is adequate for you?

YES  NO

(TURN TO PAGE 7, D1)

C6. How many cars do you and your family living here own? \_\_\_\_\_

(ASK FOR EACH CAR OWNED)

C7. What year model is it?

C8. What make of car is it?

C9. Is it in good, fair, or poor condition?

C10. Do you owe any money on it?

	CAR #1	CAR #2	CAR #3
C7. What year model is it?			
C8. What make of car is it?			
C9. Is it in good, fair, or poor condition?			
C10. Do you owe any money on it?	<input type="checkbox"/> YES (GO TO C13) <input type="checkbox"/> NO	<input type="checkbox"/> YES (GO TO C13) <input type="checkbox"/> NO	<input type="checkbox"/> YES (GO TO C13) <input type="checkbox"/> NO
C11. Is that car insured?	<input type="checkbox"/> YES <input type="checkbox"/> NO - (GO TO A)	<input type="checkbox"/> YES <input type="checkbox"/> NO - (GO TO A)	<input type="checkbox"/> YES <input type="checkbox"/> NO - (GO TO A)
C12. (IF YES) How much do you pay for your car insurance?	\$ _____ per _____	\$ _____ per _____	\$ _____ per _____

(IF NO MONEY OWED ON CAR)

C11. Is that car insured?

YES  NO - (GO TO A)

YES  NO - (GO TO A)

YES  NO - (GO TO A)

C12. (IF YES) How much do you pay for your car insurance?

\$ \_\_\_\_\_

\$ \_\_\_\_\_

\$ \_\_\_\_\_

per \_\_\_\_\_

per \_\_\_\_\_

per \_\_\_\_\_

**A** GO TO C7 FOR NEXT CAR, OR TO C17.

(IF MONEY OWED ON CAR)

C13. How much are your payments?

\$ \_\_\_\_\_

\$ \_\_\_\_\_

\$ \_\_\_\_\_

per \_\_\_\_\_

per \_\_\_\_\_

per \_\_\_\_\_

C14. How many payments do you have left?

\_\_\_\_\_

\_\_\_\_\_

\_\_\_\_\_

C15. Do they include insurance?

YES - (GO TO B)  
 NO

YES - (GO TO B)  
 NO

YES - (GO TO B)  
 NO

C16. (IF NO) How much is the insurance cost per year?

\$ \_\_\_\_\_

\$ \_\_\_\_\_

\$ \_\_\_\_\_

**B** GO TO C7 FOR NEXT CAR, OR TO C17.

C17. Does the car you (HEAD) drive most of the time have seat belts?

YES  NO (TURN TO C19)  DOES NOT DRIVE (TURN TO C19)

C18. (IF YES) Do you have them fastened all the time while you are driving, part of the time, or practically none of the time?

ALL THE TIME  PART OF THE TIME  PRACTICALLY NONE OF THE TIME

C19. Do you (or your family) do any of your own repair work on your car(s)?

YES  NO (GO TO D1)

(IF YES)

C20. What kinds of things have you done on your car(s) in the last year?

---



---

C21. In the last year do you think you saved more than \$50 that way?

YES  NO (GO TO D1)

C22. (IF YES) About how much do you think you saved? \$ \_\_\_\_\_

C23. About how much time did that take you altogether? \_\_\_\_\_ (HOURS)

#### SECTION D

D1. We have talked about homes and cars. Do you (FAMILY) make any regular payments for other things you have bought?

YES  NO (GO TO D3)

D2. (IF YES) About how much do you have to pay each month? \$ \_\_\_\_\_

D3. Are you (HEAD) covered by some hospital or medical insurance like Blue Cross?

YES  NO

D4. (ASK ONLY IF 2 OR MORE PEOPLE IN FAMILY)  
Does this insurance cover the entire family?

YES  NO

(TURN TO D6)

D5. Can you get free medical care in any way such as from medicare, medicaid, or as a veteran?

---



---

D6. Do you (FAMILY) have any savings, such as checking or savings accounts, or government bonds?

YES  NO

D7. (IF YES) Would they amount to as much as two months' income or more?

YES - (GO TO E1)  NO

D8. Was there a time in the last five years when you had as much as two months' income saved up?

YES  NO

#### SECTION E

(ASK EVERYONE)

E1. Now I have a few questions about food and clothing. About how many times a week do you (FAMILY) eat out at restaurants or drive-ins?

E2. About how much do you (FAMILY) spend in a week eating out, including lunches at work (or at school)?

\$ \_\_\_\_\_

E3. Do you have any of your milk delivered to the door?

YES  NO - (GO TO E5)

E4. About how much do you (FAMILY) spend on that milk in a week or month?

\$ \_\_\_\_\_ per \_\_\_\_\_

E5. About how much do you spend a week on all the (other) food you use at home?

\$ \_\_\_\_\_

E6. How about alcoholic beverages -- how much do you (FAMILY) spend on that in an average week?

\$ \_\_\_\_\_  NONE - (TURN TO E8)

E7. Is that included in the food bill?

YES  NO

E8. Do any of you smoke?

YES  NO (GO TO E11)

E9. (IF YES) About how many cigarettes do you (FAMILY) smoke in a day or week?

\_\_\_\_\_ per \_\_\_\_\_  
(CIGARETTES, PACKS, OR CARTONS) (DAY, WEEK)

E10. Is that included in the food bill?  YES  NO

E11. Are there any special ways that you try to keep the food bill down?

YES  NO (GO TO E14)

E12. (IF YES) What special ways do you have for keeping the food bill down?

\_\_\_\_\_  
\_\_\_\_\_

E13. Anything else? \_\_\_\_\_

E14. (ASK IF 2 OR MORE PEOPLE IN FAMILY) How much of the time does the family sit down and eat the main meal of the day together? \_\_\_\_\_

E15. Do you have any special ways of saving on clothing costs?

YES  NO (TURN TO F1)

E16. (IF YES) What are they? \_\_\_\_\_  
\_\_\_\_\_

E17. Did you (FAMILY) save more than \$50 on your clothing bill this way last year?

YES  NO (TURN TO F1)

E18. (IF YES) About how much did you save this way in the last year?  
\$ \_\_\_\_\_

## SECTION F

(ASK EVERYONE)

F1. Now we would like to know about your present job, are you working now, unemployed, retired or what?

WORKING NOW  
OR LAID OFF  
ONLY TEMPORARILY

UNEMPLOYED  
(TURN TO  
G1 PAGE 14)

RETIRED, HOUSEWIFE,  
OR STUDENT  
(TURN TO H1, PAGE 17)

OTHER \_\_\_\_\_  
(GO TO F2 IF HAS JOB,  
TURN TO H1 OTHERWISE)

(IF WORKING)

F2. What is your main occupation? (What sort of work do you do?)

(IF NOT F3. Tell me a little more about what you do? \_\_\_\_\_  
CLEAR)

F4. Do you work for someone else, yourself, or what?

SOMEONE ELSE  BOTH SOMEONE ELSE AND SELF  SELF ONLY (TURN TO F11)

F5. How important is it for you to make your own decisions on a job?

F6. How long have you been working for your present employer?

\_\_\_\_\_ (IF 10 YEARS OR MORE TURN TO F11)

(IF LESS THAN 10 YEARS)

F7. What happened to the job you had before -- did the company fold, were you laid off, or what?

F8. Would you say your present job is a better job than the one you had before?

(IF NOT F9. Does it pay more than the previous job? \_\_\_\_\_  
CLEAR)

F10. How many different employers have you had in the last ten years?

F11. Have you ever moved out of a community where you were living in order to take a job somewhere else?

YES  
(GO TO  
F13)

NO →

F12. Have you ever turned down a job because you did not want to move?

YES  NO

F13. How good would a job have to be before you would be willing to move somewhere else in order to get it?

\_\_\_\_\_

\_\_\_\_\_

\_\_\_\_\_

F14. Do you plan to try for a new job or line of work or will you keep the job you have now?

TRY FOR NEW JOB,  
OR LINE OF WORK

KEEP JOB HAVE NOW ( GO TO F20)

F15. What kind of job do you have in mind? \_\_\_\_\_

F16. How much might you earn? \$ \_\_\_\_\_ per \_\_\_\_\_

F17. Would you have to get additional training to qualify? \_\_\_\_\_

\_\_\_\_\_

F18. Have you been doing anything in particular about it?

YES  NO (GO TO F20)

F19. (IF YES) What have you done? \_\_\_\_\_

\_\_\_\_\_

F20. How much do you like a job where you are told exactly what to do?

\_\_\_\_\_

\_\_\_\_\_

F21. Would you have any trouble getting another job if you wanted one?

YES  NO (GO TO F23)

F22. (IF YES) Why is that? \_\_\_\_\_

F23. Have you ever had an illness or accident that laid you up for a month or more?

YES  NO (GO TO F25)

F24. (IF YES) When was that? \_\_\_\_\_ (YEAR)

F25. Do you have a physical or nervous condition that limits the type of work or the amount of work you can do?

YES  NO (GO TO F27)

F26. (IF YES) How much does it limit your work? \_\_\_\_\_

\_\_\_\_\_

F27. Are there times when you are late getting to work?

YES  NO GO TO F29)

F28. (IF YES) About how often does that happen? \_\_\_\_\_

F29. Are there times when you don't go to work at all, even though you are not sick?

YES  NO (GO TO F31)

F30. (IF YES) How often does that happen? \_\_\_\_\_

F31. Have you ever been out of a job or on strike for two months or more at one time?

YES  NO (GO TO F33)

F32. (IF YES) When was the last time that happened? \_\_\_\_\_ (YEAR)

F33. In the last year, how many days were you unemployed, laid off, or without work?

\_\_\_\_\_

F34. How many days of work did you miss on your main job in the last year because you were sick or otherwise unable to work?

\_\_\_\_\_

F35. And how many weeks of vacation did you take last year? \_\_\_\_\_

F36. Then how many weeks did you actually work on your main job in 1967? \_\_\_\_\_

F37. Did you have a standard workweek on your main job?

YES

F38. How many hours a week is that?  
\_\_\_\_\_

F39. Did you have any overtime or extra work on your main job?

YES     NO (GO TO F42)

F40. How many hours did that amount to last year?  
\_\_\_\_\_

(GO TO F42)

NO

F41. On the average, how many hours a week did you work on your main job last year?  
\_\_\_\_\_

(GO TO F42)

F42. Did you have any other jobs, or any other ways of making money in addition to your main job?

YES

NO (TURN TO F47)

(IF YES)

F43. What did you do? \_\_\_\_\_  
\_\_\_\_\_

F44. Anything else? \_\_\_\_\_

F45. About how many hours in all did that amount to in the last year?  
\_\_\_\_\_

F46. About how much did you make per hour for this? \$ \_\_\_\_\_  
(PER HOUR)

F47. Could you have worked more if you had wanted to in 1967?

YES (GO TO F49)

NO

F48. Would you have liked to work more?

YES (TURN TO PAGE 18, I1)

NO (GO TO F49)

F49. Could you have worked less if you had wanted to?

YES (TURN TO PAGE 18, I1)

NO

F50. Would you have preferred less work even if you had earned less money?

YES

NO

(TURN TO PAGE 18, I1)

SECTION G: IF UNEMPLOYED

G1. What do you do when you work? (What is your occupation?) \_\_\_\_\_  
\_\_\_\_\_  
\_\_\_\_\_

G2. Did you work at all last year?

YES

NO (TURN TO G5)

(IF YES)

G3. How many weeks did you work last year? \_\_\_\_\_

G4. About how many hours a week did you work (when you worked)? \_\_\_\_\_

G5. Did the company you worked for fold, were you laid off, or what? \_\_\_\_\_

G6. How many different employers have you had in the last ten years? \_\_\_\_\_

G7. Have you ever moved out of a community where you were living in order to take a job somewhere else?

YES (GO TO G9)

NO

(IF NO)

G8. Have you ever turned down a job because you did not want to move?

YES

NO

G9. Do you think you will be able to find steady work around here, or will you have to move?

G10. How good would a job have to be, for you to be willing to move somewhere else in order to get it?

G11. Is there anything in particular that might make it difficult for you to get another job?

YES

NO (GO TO G13)

G12. (IF YES) What is that? \_\_\_\_\_

G13. How many places do you have your name in for a job? \_\_\_\_\_

G14. Have you applied for a job anywhere in the last 2 weeks?

YES

NO (GO TO G16)

G15. (IF YES) How many places did you apply? \_\_\_\_\_

G16. How much do you like a job where you are told exactly what to do? \_\_\_\_\_

G17. Have you ever had an illness or accident that laid you up for a month or more?

YES

NO (GO TO G19)

G18. (IF YES) When was that? \_\_\_\_\_  
(YEAR)

G19. Do you have a physical or nervous condition that limits the type of work, or the amount of work you can do?

YES

NO (GO TO G21)

G20. (IF YES) How much does it limit your work? \_\_\_\_\_

G21. When you were working, were there times when you were late getting to work?

YES

NO (GO TO G23)

G22. (IF YES) About how often did that happen? \_\_\_\_\_

G23. Were there times when you didn't get to work at all, even though you were not sick?

YES

NO (GO TO G25)

G24. (IF YES) How often did that happen? \_\_\_\_\_

G25. Have you ever been out of a job, or on strike for two months or more at one time?

YES

NO (GO TO G27)

G26. (IF YES) When was the last time that happened? \_\_\_\_\_  
(YEAR)

G27. Are there jobs available around here that just aren't worth taking?

(IF JOBS NOT  
WORTH TAKING)

G28. How much do they pay? \$ \_\_\_\_\_ per \_\_\_\_\_  
(HOUR, WEEK)

G29. How important is it for you to make your own decisions on a job?

## SECTION H: IF RETIRED, HOUSEWIFE, OR STUDENT

H1. During the last year (1967) did you do any work for money?

YES  NO (GO TO H5)

(IF YES)

H2. What kind of work did you do when you worked? (What was your occupation?)  
\_\_\_\_\_

H3. How many weeks did you work last year? \_\_\_\_\_

H4. About how many hours a week did you work (when you worked)? \_\_\_\_\_

(GO TO H11)

H5. Are you thinking about going to work?

YES  NO (GO TO H11)

(IF YES)

H6. How many places do you have your name in for a job? \_\_\_\_\_

H7. Have you applied for a job anywhere in the last two weeks?

YES  NO (GO TO H9)

H8. (IF YES) How many places did you apply? \_\_\_\_\_

H9. Are there jobs around here that just aren't worth taking? \_\_\_\_\_

(IF JOBS NOT  
WORTH TAKING)

H10. How much do they pay? \$ \_\_\_\_\_ per \_\_\_\_\_  
(HOUR, WEEK)

H11. Do you have a physical condition, or nervous condition that limits the type of work or the amount of work you can do?

YES  NO (TURN TO I 1)

H12. (IF YES) How much does it limit your work? \_\_\_\_\_

(TURN TO I 1)

## SECTION I

(ASK EVERYONE)

I 1. Are you married, single, widowed, divorced, or separated?

MARRIED

SINGLE

I 2. Have you ever been married?  YES  NO (GO TO I 6)

I 3. When were you first married? \_\_\_\_\_  
(SPECIFY DATE OR AGE)

GO TO I 6

WIDOWED

DIVORCED

SEPARATED

I 4. For how long? \_\_\_\_\_ (YEARS)

I 5. When were you first married? \_\_\_\_\_  
(SPECIFY DATE OR AGE)

GO TO I 6

I 6. INTERVIEWER: CHECK BOX

CHILDREN UNDER 12  
AND HEAD WORKS

NO CHILDREN UNDER 12 OR HEAD  
IS NOT WORKING (TURN TO PAGE 20, J1)

I 7. How were the children taken care of while you were working?  
\_\_\_\_\_

I 8. About how much did that cost you last year? \$ \_\_\_\_\_

(TURN TO PAGE 20, J1)

(IF MARRIED)

I 9. Did your wife do any work for money last year?

YES  NO (TURN TO I 16)

I 10. What kind of work did she do? \_\_\_\_\_

I 11. About how many weeks did she work last year? \_\_\_\_\_

I 12. And about how many hours a week did she work? \_\_\_\_\_

I 13. INTERVIEWER: CHECK BOX

CHILDREN UNDER 12

NO CHILDREN UNDER 12 (TURN TO I 16)

I 14. How were your children taken care of while your wife was working?  
\_\_\_\_\_

I 15. About how much did that cost you last year? \$ \_\_\_\_\_



(IF MARRIED -- CONTINUED)

I 16. How many grades of school did your wife finish? \_\_\_\_\_

I 17. Did she have any other schooling?

 YES  NO (GO TO I 21)

I 18. What other schooling did she have? \_\_\_\_\_

(IF COLLEGE) I 19. Does she have a college degree?

 YES  NO (GO TO I 21)

I 20. What degree(s) did she receive? \_\_\_\_\_

I 21. Is this your (HEAD'S) first marriage?

 YES NO

I 22. When were you married?

(SPECIFY WHETHER YEAR  
OR AGE)I 23. When were you (HEAD) married  
for the first time?

(SPECIFY WHETHER YEAR OR AGE)

I 24. (INTERVIEWER: SEE PAGE 4, Q. B2, (LISTING BOX) AND CHECK ONE)

 WIFE UNDER 45 WIFE 45 OR OLDER (TURN TO J1)

I 25. Do you expect to have any more children?

 YES NOI 26. When do you think you  
might have another child?\_\_\_\_\_  
\_\_\_\_\_  
\_\_\_\_\_

(TURN TO J1)

I 27. How sure are you that you  
won't have any (more) children?\_\_\_\_\_  
\_\_\_\_\_  
\_\_\_\_\_

(TURN TO J1)

## SECTION J: INCOME

(ASK EVERYONE)

To get an accurate financial picture of people all over the country, we need to know the income of all the families that we interview.

J1. (INTERVIEWER: CHECK BOX)

 FARMER NOT A FARMER (GO TO J5)

J2. What were your total receipts from farming in 1967, including soil bank payments and commodity credit loans?	\$ _____	A
J3. What were your total operating expenses, not counting living expenses?	\$ _____	B
J4. That left you a net income from farming of? A - B =	\$ _____	A-B

J5. Did you (R and Family) own a business at any time in 1967, or have a financial interest in any business enterprise?

 YES NO (GO TO J8)

J6. Is it a corporation or an unincorporated business, or do you have an interest in both kinds?

 CORPORATION (GO TO J8) UNINCORPORATED BOTH DON'T KNOW

J7. How much was your (family's) share of the total income from the business in 1967 -- that is, the amount you took out plus any profit left in?

\$ \_\_\_\_\_

(ASK EVERYONE)

J8. How much did you (HEAD) receive from wages and salaries in 1967, that is, before anything was deducted for taxes or other things? \$ \_\_\_\_\_

J9. In addition to this, did you have any income from bonuses, overtime, or commissions?

 YES NO (TURN TO J11)

J10. How much was that?

\$ \_\_\_\_\_

J11. Did you (HEAD) receive any other income in 1967 from:

- |  |   |          |
|--|---|----------|
|  | a) professional practice or trade?                          | \$ _____ |
|  | b) farming or market gardening,<br>roomers or boarders?     | \$ _____ |
| (IF "YES" TO ANY<br>ITEM, ASK "How<br>much was it?"<br>ENTER AMOUNT<br>AT RIGHT) | c) dividends, interest, rent,<br>trust funds, or royalties? | \$ _____ |
|  | d) ADG, ADCU ?  | \$ _____ |
|  | e) other welfare?   | \$ _____ |
| (IF "NO"<br>ENTER "0")   | f) Social Security?   | \$ _____ |
|  | g) other retirement pay,<br>pensions, or annuities?         | \$ _____ |
|  | h) unemployment, or workmen's<br>compensation?              | \$ _____ |
|  | i) alimony?   | \$ _____ |
|  | j) help from relatives?                                     | \$ _____ |
|  | k) anything else? _____<br>(specify)                        | \$ _____ |

J12. (INTERVIEWER: CHECK ONE)

HEAD AND WIFE

SINGLE MAN OR WOMAN (TURN TO J16)

J13. Did your wife have any income during 1967?

YES

NO (TURN TO J16)

J14. (IF YES) Was it income from wages, salary, a business or what?  
Any other income?

\_\_\_\_\_ (SOURCE)

\_\_\_\_\_ (SOURCE)

J15. How much was it  
before deductions? \$ \_\_\_\_\_ + \$ \_\_\_\_\_ = \$ \_\_\_\_\_

J16. INTERVIEWER: SEE PAGE 4, B2, (LISTING BOX) FOR ANYONE (OTHER THAN HEAD AND WIFE) AGED 14 AND OLDER, AND CHECK BOX

- NO ONE 14 OR OLDER EXCEPT HEAD AND/OR WIFE - (TURN TO J28)
- OTHER FAMILY MEMBERS 14 AND OLDER

LIST ALL OTHER FU MEMBERS 14 AND OLDER BY RELATION TO HEAD AND AGE

J17. Did (MENTION MEMBER) have any income during 1967?		<input type="checkbox"/> YES <input type="checkbox"/> NO (GO TO A)
(IF HAD INCOME)	J18. Was that from wages, a pension, a business, interest or what?	_____ (SOURCE)
	J19. How much was that?	\$ _____
	J20. Did (he/she) have any other income?	<input type="checkbox"/> YES <input type="checkbox"/> NO (GO TO J23)
	J21. What was that from?	_____ (SOURCE)
	J22. How much was that?	\$ _____
(IF ANY FROM WAGES, OR A BUSINESS)	J23. How many weeks did (he/she) work last year?	_____
	J24. About how many hours a week was that?	_____
	J25. (IF NOT CLEAR) Did (he/she) work more than half time?	_____
	J26. Does (he/she) share in the family's expenses, or what?	_____
	J27. Is (he/she) likely to stay here with you or might (he/she) move away within the next few years?	_____

**A** REPEAT J17-J27 FOR NEXT PERSON LISTED; IF NO OTHER PERSON, TURN TO J28.

<input type="checkbox"/> YES <input type="checkbox"/> NO (GO TO A)	<input type="checkbox"/> YES <input type="checkbox"/> NO (GO TO A)	<input type="checkbox"/> YES <input type="checkbox"/> NO (GO TO A)
_____ (SOURCE)	_____ (SOURCE)	_____ (SOURCE)
\$ _____	\$ _____	\$ _____
<input type="checkbox"/> YES <input type="checkbox"/> NO (GO TO J23)	<input type="checkbox"/> YES <input type="checkbox"/> NO (GO TO J23)	<input type="checkbox"/> YES <input type="checkbox"/> NO (GO TO J23)
_____ (SOURCE)	_____ (SOURCE)	_____ (SOURCE)
\$ _____	\$ _____	\$ _____
_____	_____	_____
_____	_____	_____
_____	_____	_____

INTERVIEWER: FOR ALL PERSONS AGED 18-61 LISTED IN J16:  
 IF ANYONE LISTED ABOVE MEETS THESE CRITERIA BELOW, CONSIDER THIS/THESE PERSON(S) SUBFAMILIES, AND ARRANGE AT END OF INTERVIEW TO TAKE INTERVIEW WITH EACH ONE. (IF HUSBAND AND WIFE, CONSIDER AS ONE SUBFAMILY). The criteria are as follows:  
 (1) Has \$2000 or more in income, (2) Answers "NO" to J26, (3) "Might move away within the next few years," or some similar response to J27. ALL THREE MUST HOLD BEFORE CONSIDERING AS SUBFAMILY.

J28. Did you get any other money in the last year -- like a big settlement from an insurance company, an inheritance; or anything?

YES  NO (GO TO J30)

J29. (IF YES) How much did that amount to? \$ \_\_\_\_\_

J30. Did anyone here get more than \$50 worth of food or clothing as a part of their pay?

YES  NO (GO TO J32)

J31. (IF YES) About how much would that be worth? \$ \_\_\_\_\_

J32. Did you (FAMILY) get any free food, clothing, or food stamps worth \$50 or more in 1967?

YES  NO (GO TO J34)

J33. (IF YES) About how much did that save you last year? \$ \_\_\_\_\_

J34. Was your family's income a lot higher or lower than usual this past year (1967)?

NO (GO TO J36)  HIGHER THAN USUAL  LOWER THAN USUAL

J35. Why was that? \_\_\_\_\_  
\_\_\_\_\_

J36. Does your family's income change from month to month, stay the same over the year, or what?

STAYS THE SAME - (TURN TO J38)  CHANGES FROM MONTH TO MONTH

J37. Why does it vary? \_\_\_\_\_  
\_\_\_\_\_  
\_\_\_\_\_

(TURN TO J38)

J38. Would you say you are better off financially than you were a few years ago, or are you in the same situation?

J39. Is there anything that makes your family's expenses unusually high?

YES  NO (GO TO J41)

J40. (IF YES) What is that? \_\_\_\_\_  
\_\_\_\_\_

J41. Is anything likely to happen over the next few years that will make things much different for your family -- like more or less earners, a better job for you, or fewer people living here?

YES  NO (GO TO J44)

(IF YES)

J42. What is that? \_\_\_\_\_  
\_\_\_\_\_

(IF NOT  
CLEAR)

J43. Will that make things better, or worse, financially?  
\_\_\_\_\_

J44. Are there any people that do not live with you who are dependent on you for more than half of their support?

NO - NONE (GO TO J47)  YES

(IF YES)

J45. How many are there? \_\_\_\_\_

J46. How much did that amount to in the last year? \$ \_\_\_\_\_

J47. Do you (FAMILY) have parents or other relatives that you would feel that you had to help (more), if you had more money?

YES  NO

## SECTION K: TIME USE

K1. We're interested in how people spend their spare time. What things do you (HEAD) usually do in your spare time?

\_\_\_\_\_

\_\_\_\_\_

\_\_\_\_\_

K2. How often do you (HEAD) go to church? \_\_\_\_\_

K3. Are you (HEAD) taking any courses or lessons?

YES  NO (GO TO K5)

K4. (IF YES) What are they? \_\_\_\_\_

\_\_\_\_\_

K5. About how many hours do you (HEAD) usually watch television on an average weekday?

\_\_\_\_\_

K6. How often do you (HEAD) read a newspaper -- every day, once a week, or what?

\_\_\_\_\_  NEVER

K7. About how many people in this neighborhood do you know by name? \_\_\_\_\_

K8. Do you (FAMILY) have any relatives who live within walking distance of here?

\_\_\_\_\_

K9. Did you spend more than 40 hours helping friends or relatives last year?

YES  NO (TURN TO K11)

K10. (IF YES) About how many hours was that? \_\_\_\_\_

K11. Did you get any free help with housework, baby sitting, or anything like that in the last year (1967)?

YES  NO (GO TO K15)

K12. Did it save you as much as \$50 during the year?

YES  NO (GO TO K14)

K13. (IF YES) About how much did it save you? \$ \_\_\_\_\_

K14. Was it from someone who doesn't live here? \_\_\_\_\_

K15. How often do you (HEAD) go to social clubs or organizations? \_\_\_\_\_

K16. How often do you (HEAD) go to a bar or tavern? \_\_\_\_\_

K17. Do you (HEAD) belong to a labor union?

YES  NO (TURN TO L1)

K18. (IF YES) How much did your union dues amount to last year? \$ \_\_\_\_\_

## SECTION L: FEELINGS

Here is something different -- some questions about how you feel towards things.

(INTERVIEWER: IF RESPONDENT SIMPLY REPEATS ONE OF THE ALTERNATIVES GIVEN IN A QUESTION, CIRCLE THAT WORD OR PHRASE. "YOU" MEANS HEAD IN THIS SECTION.)

- L1. Have you usually felt pretty sure your life would work out the way you want it to, or have there been more times when you haven't been very sure about it?  
\_\_\_\_\_
- L2. Are you the kind of person that plans his life ahead all the time, or do you live more from day to day?  
\_\_\_\_\_
- L3. When you make plans ahead, do you usually get to carry out things the way you expected, or do things usually come up to make you change your plans?  
\_\_\_\_\_
- L4. Would you say you nearly always finish things once you start them, or do you sometimes have to give up before they are finished?  
\_\_\_\_\_
- L5. How much do you like to do things that are difficult and challenging?  
\_\_\_\_\_
- L6. Would you rather spend your money and enjoy life today, or save more for the future?  
\_\_\_\_\_
- L7. Would you rather have a job that you like even if the chances for a raise were small, or a job you don't like which offers a good chance for making more money?  
\_\_\_\_\_
- L8. Are you more often satisfied, or dissatisfied with yourself?  
\_\_\_\_\_

- L9. Do you have some limitations that keep you from getting ahead as far as you would like?  
\_\_\_\_\_

- L10. Do you get angry fairly easily, or does it take a lot to get you angry?  
\_\_\_\_\_

- L11. How much does it matter what other people think about you?  
\_\_\_\_\_

- L12. Do you trust most other people, some, or very few?  
\_\_\_\_\_

- L13. Do you spend much time figuring out ways to get more money?  
\_\_\_\_\_

- L14. Do you think a lot about things that might happen in the future, or do you usually just take things as they come?  
\_\_\_\_\_

- L15. Do you think the life of the average man is getting better or is it getting worse?  
\_\_\_\_\_

- L16. Are there a lot of people who have good things they don't deserve?  
\_\_\_\_\_

## SECTION M: THE PAST

Now, just a few questions about things you've done in the past.

M1. Where did you (HEAD) grow up? \_\_\_\_\_  
(SPECIFY STATE, IF U.S., COUNTRY IF FOREIGN)

M2. Was that on a farm, in a large city, small town, or what? \_\_\_\_\_

M3. How many grades of school did you (HEAD) finish? \_\_\_\_\_

(IF 6 GRADES OR LESS)

M4. Did you get any other training?

YES  NO - (GO TO M6)

M5. What was it? \_\_\_\_\_

M6. Do you have any trouble reading?  
\_\_\_\_\_

(GO TO M11)

(IF 7 GRADES OR MORE)

M7. Did you have any other schooling?

YES  NO - (GO TO M11)

M8. What other schooling did you have?  
\_\_\_\_\_

(IF COLLEGE)  
M9. Do you have a college degree?

YES  NO -  
(GO TO M11)

M10. What degree(s) did you receive?  
\_\_\_\_\_

(GO TO M11)

(ASK EVERYONE)

M11. Are you (HEAD) a veteran?  YES  NO

M12. How many brothers and sisters did you have? \_\_\_\_\_

M13. Were your parents poor when you were growing up, pretty well off, or what?  
\_\_\_\_\_

M14. How much education did your father have? \_\_\_\_\_

(IF NONE OR  
DON'T KNOW)

M15. Could he read and write? \_\_\_\_\_

TURN TO PAGE 4 OF COVER SHEET

## SECTION N: BY OBSERVATION ONLY

N1. Who was present during interview? \_\_\_\_\_

N2. Who was respondent (relation to head)? \_\_\_\_\_

N3. Race?  WHITE  NEGRO  OTHER \_\_\_\_\_  
(SPECIFY)

N4. Number of calls? \_\_\_\_\_

N5. How clean was the interior of the DU?

VERY CLEAN  CLEAN  SO-SO  NOT VERY CLEAN  DIRTY

N6. How much reading material was visible in the DU?

A LOT  SOME  NONE

N7. About how many times did you have to repeat a question? \_\_\_\_\_

N8. About how many times did you have to ask R to repeat a reply? \_\_\_\_\_

N9. Does R have any obvious disfigurements or habits that could make it difficult for him to get a job?  
\_\_\_\_\_

N10. What is the name of the nearest city of 50,000 population or more?

CITY

STATE

N11. How far is this DU from the center of that city?

LESS THAN  
5 MILES

5-14.9  
MILES

15-29.9  
MILES

30-49.9  
MILES

50 OR MORE  
MILES

N12. TYPE OF STRUCTURE IN WHICH FAMILY LIVES:

- |  |  |
|--|--|
| <input type="checkbox"/> TRAILER   | <input type="checkbox"/> APARTMENT HOUSE (5 OR MORE UNITS,<br>3 STORIES OR LESS) |
| <input type="checkbox"/> DETACHED SINGLE FAMILY HOUSE                      | <input type="checkbox"/> APARTMENT HOUSE (5 OR MORE UNITS,<br>4 STORIES OR MORE) |
| <input type="checkbox"/> 2-FAMILY HOUSE, 2 UNITS SIDE BY SIDE              | <input type="checkbox"/> APARTMENT IN A PARTLY COMMERCIAL<br>STRUCTURE           |
| <input type="checkbox"/> 2-FAMILY HOUSE, 2 UNITS ONE ABOVE<br>THE OTHER    | <input type="checkbox"/> OTHER (Specify) _____                                   |
| <input type="checkbox"/> DETACHED 3-4 FAMILY HOUSE                         |  |
| <input type="checkbox"/> ROW HOUSE (3 OR MORE UNITS IN AN<br>ATTACHED ROW) |  |

N13. NEIGHBORHOOD: Look at 3 structures on each side of DU but not more than 100 yards or so in both directions and check as many boxes as apply, below.

- |  |  |
|--|--|
| <input type="checkbox"/> VACANT LAND ONLY                                  | <input type="checkbox"/> APARTMENT HOUSE (5 OR MORE UNITS,<br>3 STORIES OR LESS) |
| <input type="checkbox"/> TRAILER   | <input type="checkbox"/> APARTMENT HOUSE (5 OR MORE UNITS,<br>4 STORIES OR MORE) |
| <input type="checkbox"/> DETACHED SINGLE FAMILY HOUSE                      | <input type="checkbox"/> APARTMENT IN A PARTLY COMMERCIAL<br>STRUCTURE           |
| <input type="checkbox"/> 2-FAMILY HOUSE, 2 UNITS SIDE BY SIDE              | <input type="checkbox"/> WHOLLY COMMERCIAL OR INDUSTRIAL<br>STRUCTURE            |
| <input type="checkbox"/> 2-FAMILY HOUSE, 2 UNITS ONE ABOVE<br>THE OTHER    | <input type="checkbox"/> OTHER (Specify) _____                                   |
| <input type="checkbox"/> DETACHED 3-4 FAMILY HOUSE                         |  |
| <input type="checkbox"/> ROW HOUSE (3 OR MORE UNITS IN AN<br>ATTACHED ROW) |  |

N14. Is this DU located in a public housing project?  YES  NOThumbnail Sketch

## Spring 1969 Questionnaire (Wave II)

The five main changes in this questionnaire over the preceding first wave's questionnaire were:

- a. added questions on the cost in time and money of the journey to work,
- b. some new background questions for the family head, with a repeat of those used in the 1968 questionnaire where there was a new family head,
- c. more extensive questions on the head's disability, with explicit questions about disability of those other than the head,
- d. questions on completed education and financial status of the head's oldest living brother (or sister), and
- e. questions whose purpose was to ascertain whether changes occurring during the last year were the result of something the family itself initiated or something that just happened to them.

Again, the name and address information, as well as the details of family composition (age, sex, etc.), were on a separate cover sheet which was detached from the interview before processing.



## STUDY OF FAMILY ECONOMICS

BB # 116-R-0135

Project 45768

 Approv. Exp. 2-71  
 Spring 1969

(INTERVIEW NUMBER)	SURVEY RESEARCH CENTER INSTITUTE FOR SOCIAL RESEARCH THE UNIVERSITY OF MICHIGAN		(Do not write in above spaces.)
1. Interviewer's Label	2. P.S.U.	3. Your Interview No.	4. Date
	5. Length of Interview		

## SECTION A: CHILDREN

(MAKE SURE PAGE 2 OF COVER SHEET IS COMPLETED BEFORE ASKING Q. A1)

A1. INTERVIEWER: SEE LISTING BOX, ON PAGE 2 OF COVER SHEET, AND CHECK ONE:

 CHILDREN UNDER 25 IN FU     NO CHILDREN UNDER 25 IN FU (TURN TO A9, PAGE 2)

A2. How many of the children living here are in school this year?

 \_\_\_\_\_ NUMBER     NONE - (GO TO A6)

A3. About how much education do you think the children will have when they stop going to school?

 \_\_\_\_\_  
 \_\_\_\_\_  
 \_\_\_\_\_

A4. Did you (or anyone else here) attend any parent-teacher meetings in the last year?

 YES     NO (GO TO A6)

A5. When was the last time? \_\_\_\_\_

A6. Did any of the children stop going to school in 1968?

 YES     NO (TURN TO A9, PAGE 2)

A7. Who was that? \_\_\_\_\_

A8. What is the highest grade (he/she) finished? \_\_\_\_\_

 Copyright © 1969  
 THE UNIVERSITY OF MICHIGAN  
 All Rights Reserved

A9. Do you (HEAD) have any children who don't live here?

 YES     NO - (GO TO A12)

A10. How many? \_\_\_\_\_ NUMBER

A11. When were they born?    \_\_\_\_\_ YEAR BORN    \_\_\_\_\_ YEAR BORN    \_\_\_\_\_ YEAR BORN

A12. Did you (HEAD) have any children who are not now living?

 YES     NO - (GO TO A14)

A13. When were they born?    \_\_\_\_\_ YEAR BORN    \_\_\_\_\_ YEAR BORN    \_\_\_\_\_ YEAR BORN

 A14. How many brothers and sisters did you (HEAD) have? \_\_\_\_\_ (SPECIFY NUMBER)     NONE (TURN TO B1, PAGE 3)

A15. Do you have any brothers still living?

 YES (GO TO A17)     NO

A16. Do you have any sisters still living?

 YES (TURN TO A21, PAGE 3)     NO (TURN TO B1, PAGE 3)

(IF BROTHERS)

A17. How old is your oldest living brother? \_\_\_\_\_ AGE

A18. How much education does he have? \_\_\_\_\_

 (IF COLLEGE)    A19. Does he have a college degree?     YES     NO

A20. How is he doing financially -- very well, all right, or not so well?

 VERY WELL     ALL RIGHT     NOT SO WELL

(TURN TO B1, PAGE 3)

(IF SISTERS BUT NO BROTHERS)

- A21. How old is your oldest living sister? \_\_\_\_\_ AGE
- A22. How much education does she have? \_\_\_\_\_
- (IF COLLEGE) A23. Does she have a college degree?  YES  NO
- A24. How is she doing financially -- very well, all right, or not so well?
- VERY WELL  ALL RIGHT  NOT SO WELL
- (GO TO B1)

## SECTION B: TRANSPORTATION

(ASK EVERYONE)

- B1. Is there public transportation within walking distance of here?

YES  NO (GO TO B3)

- B2. Is it good enough so that a person could use it to get to work?
- \_\_\_\_\_

- B3. Do you or anyone else in the family here own a car or truck?

YES (TURN TO B6, PAGE 4)  NO

- B4. Does not having a car cause any difficulties?

YES  NO (TURN TO C1, PAGE 5)

- B5. What are they? \_\_\_\_\_
- \_\_\_\_\_
- \_\_\_\_\_

(TURN TO C1, PAGE 5)

- B6. How many cars and trucks do you (and your family living here) own? \_\_\_\_\_

(ASK FOR EACH CAR OR TRUCK OWNED)

#1

#2

#3

- B7. What year model is it?

- B8. What make is it?

- B9. Is it in good, fair or poor condition?

- B10. Is that car (truck) insured?

<input type="checkbox"/> YES	<input type="checkbox"/> YES	<input type="checkbox"/> YES
<input type="checkbox"/> NO	<input type="checkbox"/> NO	<input type="checkbox"/> NO

REPEAT B7-B10 FOR NEXT CAR OR TRUCK, THEN GO TO B11

- B11. Does the car (truck) you (HEAD) drive most of the time have seat belts?

YES  NO (GO TO B13)  DOES NOT DRIVE (GO TO B13)

- B12. Do you have them fastened all the time while you are driving, part of the time, or practically none of the time?

ALL THE TIME  PART OF THE TIME  PRACTICALLY NONE OF THE TIME

- B13. During 1968, did you (or your family) do any of your own repair work on your car(s) (or truck)?

YES  NO (TURN TO C1, PAGE 5)

- B14. What kinds of things have you done on your car(s) in 1968?
- \_\_\_\_\_
- \_\_\_\_\_

- B15. About how much do you think you saved doing this last year -- was it about \$25, \$50, \$100, \$200, or what?

ABOUT \$25  \$50  \$100  \$200

OTHER - \$ \_\_\_\_\_  
(SPECIFY APPROX. AMOUNT)

- B16. About how much time did that take you altogether? \_\_\_\_\_  
(HOURS)

## SECTION C: HOUSING

- C1. How many rooms do you have here for your family (not counting bathrooms)? \_\_\_\_\_
- C2. Do you own this (home/apartment), pay rent, or what?
- OWNS OR IS BUYING       PAYS RENT (TURN TO C10, PAGE 6)       NEITHER OWNS NOR RENTS (TURN TO C13, PAGE 6)
- (IF OWNS OR IS BUYING)

- C3. How much did all your utilities like heat and electricity cost you last year -- was it less than \$100, \$100 to \$200, \$200 to \$300, \$300 to \$400, or what? (IF TRAILER, INCLUDE LOT RENT)
- LESS THAN \$100     \$100-\$200     \$200-\$300     \$300-\$400
- OTHER \$ \_\_\_\_\_ (SPECIFY APPROX. AMOUNT)
- C4. Could you tell me what the present value of this house (farm) is -- I mean about what would it bring if you sold it today? \$ \_\_\_\_\_
- C5. Do you have a mortgage on this property?
- YES     NO (TURN TO C18, PAGE 7)
- C6. How much are your monthly mortgage payments?
- |     | <u>1st Mortgage</u> | <u>2nd Mortgage</u> |
|-----|---------------------|---------------------|
| C6. | \$ _____            | \$ _____            |
| C7. | \$ _____            | \$ _____            |
- C7. About how much is the remaining principal on this mortgage?
- (IF DON'T KNOW) C8. About how many more years will you have to pay on it? \_\_\_\_\_
- C9. Do you also have a second mortgage?
- YES (ASK C6-8, FOR SECOND MORTGAGE)     NO (TURN TO C18, PAGE 7)
- (TURN TO C18, PAGE 7)

## (IF PAYS RENT)

- C10. About how much rent do you pay a month? \$ \_\_\_\_\_
- C11. Do you pay for any of the utilities like heat and electricity yourself?
- YES     NO (GO TO C18, PAGE 7)
- C12. (IF YES) How much did they cost you altogether last year -- was it less than \$100, \$100 to \$200, \$200 to \$300, \$300 to \$400, or what?
- LESS THAN \$100     \$100-\$200     \$200-\$300
- \$300-\$400     OTHER \$ \_\_\_\_\_ (SPECIFY APPROX. AMOUNT)
- (TURN TO C18, PAGE 7)

## (IF NEITHER OWNS NOR RENTS)

- C13. How is that? \_\_\_\_\_
- C14. Do you do some work in return for your housing? (What?) \_\_\_\_\_
- C15. How much would it rent for if it were rented? \$ \_\_\_\_\_ per \_\_\_\_\_ (MONTH, YEAR)
- C16. Do you pay for any of the utilities like heat and electricity yourself?
- YES     NO (TURN TO C18, PAGE 7)
- C17. How much did they cost you altogether last year -- was it less than \$100, \$100 to \$200, \$200 to \$300, \$300 to \$400, or what?
- LESS THAN \$100     \$100-\$200     \$200-\$300
- \$300-\$400     OTHER \$ \_\_\_\_\_ (SPECIFY APPROX. AMOUNT)
- (TURN TO C18, PAGE 7)

(ASK EVERYONE)

C18. Did you have any work done on the (house/apartment) during the last year, or do any work on it yourselves?

YES                     NO (GO TO C23)

C19. What was done? \_\_\_\_\_

C20. Did you (or your family) do any of it?

YES                     NO (GO TO C23)

C21. What did you do? \_\_\_\_\_

C22. About how much do you think you saved by doing it yourself -- was it about \$25, \$50, \$100, \$200, or what?

ABOUT \$25                     \$50                     \$100

\$200                     OTHER \$ \_\_\_\_\_  
(SPECIFY APPROX. AMOUNT)

C23. About how many people in this neighborhood do you know by name? \_\_\_\_\_

C24. Do you (FAMILY) have any relatives who live within walking distance of here?  
\_\_\_\_\_

C25. Have you (HEAD) moved since last spring?

YES                     NO (GO TO C27)

C26. Why did you move? \_\_\_\_\_  
\_\_\_\_\_

C27. Do you think you might move in the next couple of years?

NO (TURN TO D1, PAGE 8)

(IF MIGHT MOVE  
OR WILL MOVE)

C28. Why might you move? \_\_\_\_\_  
\_\_\_\_\_  
\_\_\_\_\_

## SECTION D: EMPLOYMENT

(ASK EVERYONE: THESE QUESTIONS REFER TO THE HEAD OF THE FU)

D1. Now we would like to know about your (HEAD's) present job -- are you (HEAD) working now, looking for work, retired, a housewife, or what?

WORKING NOW, OR ONLY TEMPORARILY LAID OFF                     LOOKING FOR WORK, UNEMPLOYED (TURN TO E1, PAGE 12)                     RETIRED, PERMANENTLY DISABLED, HOUSEWIFE, STUDENT (TURN TO F1, PAGE 15)

OTHER \_\_\_\_\_ (GO TO D2 IF HAS JOB, OTHERWISE TURN TO F1, PAGE 15)  
(SPECIFY)

D2. What is your main occupation? (What sort of work do you do?)  
\_\_\_\_\_

(IF NOT CLEAR) D3. Tell me a little more about what you do. \_\_\_\_\_  
\_\_\_\_\_

D4. Do you work for someone else, yourself, or what?

SOMEONE ELSE                     BOTH SOMEONE ELSE AND SELF                     SELF ONLY

D5. How long have you had this job?

\_\_\_\_\_ (IF 1 YEAR OR MORE, TURN TO D10, PAGE 9)

(IF LESS THAN 1 YEAR)

D6. What happened to the job you had before -- did the company fold, were you laid off, or what? \_\_\_\_\_  
\_\_\_\_\_

D7. Does your present job pay more than the one you had before?  
\_\_\_\_\_

D8. On the whole, would you say your present job is better or worse than the one you had before?

BETTER                     WORSE                     SAME (TURN TO D10, PAGE 9)

D9. Why is that? \_\_\_\_\_  
\_\_\_\_\_  
\_\_\_\_\_

- D10. Did you take any vacation during 1968?  
 YES → D11. How much vacation did you take?             DAYS             WEEKS             MONTHS  
 NO (GO TO D12)
- D12. Did you miss any work in 1968 because you were sick, or because someone else in the family was sick?  
 YES → D13. How much work did you miss?             DAYS             WEEKS             MONTHS  
 NO (GO TO D14)
- D14. Did you miss any work in 1968 because you were unemployed or on strike?  
 YES → D15. How much work did you miss?             DAYS             WEEKS             MONTHS  
 NO (GO TO D16)
- D16. Then, how many weeks did you actually work on your main job in 1968? \_\_\_\_\_
- D17. And, on the average how many hours a week did you work on your main job last year?  
 \_\_\_\_\_
- D18. Does that include overtime?  
 YES (GO TO D20)  
 NO → D19. About how many hours of overtime did you work in 1968? \_\_\_\_\_
- D20. Did you have any extra jobs or other ways of making money in addition to your main job in 1968?  
 YES       NO (TURN TO D26, PAGE 10)
- ↓
- D21. What did you do? \_\_\_\_\_

\_\_\_\_\_

D22. Anything else? \_\_\_\_\_

D23. About how much did you make per hour at this? \$ \_\_\_\_\_ PER HOUR

D24. And how many weeks did you work on this extra job in 1968? \_\_\_\_\_

D25. On the average, how many hours a week did you work on your extra job(s)? \_\_\_\_\_

\_\_\_\_\_

- D26. Was there more work available on (your job) (any of your jobs) so that you could have worked more if you had wanted to?  
 YES       NO OR DON'T KNOW
- ↓      ↓
- D27. How much would you have made per hour at this work?  
 \$ \_\_\_\_\_  
 (GO TO D29)

D28. Would you have liked to work more if you could have found more work?  
 YES (GO TO D31)  
 NO (GO TO D29)
- D29. Could you have worked less if you had wanted to?  
 YES (GO TO D31)       NO
- ↓
- D30. Would you have preferred to work less even if you had earned less money?  
 YES       NO
- D31. About how much time does it take you to get to work each day, door to door?  
 \_\_\_\_\_ (ONE WAY)       NONE (TURN TO D39, PAGE 11)
- D32. Do you drive to work, use public transportation, walk, or what?  
 DRIVE (GO TO D33)       PUBLIC TRANSPORTATION (GO TO D36)       WALK (TURN TO D39, PAGE 11)       OTHER (GO TO D37)
- (IF DRIVES) →
- D33. About how many miles is it to where you work? \_\_\_\_\_

D34. Do you have to pay for parking? \_\_\_\_\_ ONE WAY  
 YES       NO (TURN TO D39, PAGE 11)

↓

D35. How much does that cost you? \$ \_\_\_\_\_ per \_\_\_\_\_  
 (TURN TO D39, PAGE 11)
- (IF PUBLIC TRANSPORTATION) →
- D36. What is the total cost of a one-way trip to work?  
 \$ \_\_\_\_\_ PER TRIP  
 (TURN TO D39, PAGE 11)
- (IF OTHER) →
- D37. Do you have to pay anything to get to work and back?  
 YES       NO (TURN TO D39, PAGE 11)

↓

D38. About how much do you pay? \$ \_\_\_\_\_ per \_\_\_\_\_  
 (TURN TO D39, PAGE 11)

- D39. Are there times when you are late getting to work?  
 YES → D40. About how often does that happen? \_\_\_\_\_  
 NO (GO TO D41)
- D41. Are there times when you don't go to work at all, even though you are not sick?  
 YES → D42. How often does that happen? \_\_\_\_\_  
 NO (GO TO D43)
- D43. Have you been thinking about getting a new job, or will you keep the job you have now?  
 THINKING ABOUT GETTING A NEW JOB       KEEP JOB NOW HAVE (GO TO D49)

D44. What kind of job do you have in mind? \_\_\_\_\_  
 D45. How much might you earn? \$ \_\_\_\_\_ per \_\_\_\_\_  
 D46. Would you have to get additional training to qualify? \_\_\_\_\_  
 D47. Have you been doing anything in particular about it?  
 YES       NO (GO TO D49)  
 ↓  
 D48. What have you done? \_\_\_\_\_

- D49. Would you be willing to move to another community if you could earn more money there?  
 YES, MAYBE, OR DEPENDS       NO

D50. How much would a job have to pay for you to be willing to move? \_\_\_\_\_

D51. Why is that? \_\_\_\_\_

- D52. Tell me about your main job -- how much choice do you have about the way you do the work? \_\_\_\_\_

- D53. Would you like more of a chance to make decisions on your job, or do you like it the way it is, or what?

MORE CHANCE TO MAKE DECISIONS       LIKE IT THE WAY IT IS       OTHER \_\_\_\_\_ (SPECIFY)

(TURN TO G1, PAGE 17)

## SECTION E: IF LOOKING FOR WORK, UNEMPLOYED

- E1. What kind of job are you looking for? \_\_\_\_\_  
 \_\_\_\_\_
- E2. How much might you earn? \$ \_\_\_\_\_ per \_\_\_\_\_
- E3. Will you have to get any training to qualify? \_\_\_\_\_  
 \_\_\_\_\_
- E4. What have you been doing to find a job? \_\_\_\_\_  
 \_\_\_\_\_ [ ] NOTHING (GO TO E6)
- E5. How many places have you been to in the last few weeks to find out about a job?  
 \_\_\_\_\_
- E6. What happened to the job you had before -- did the company fold, were you laid-off, or what? \_\_\_\_\_  
 \_\_\_\_\_
- E7. How many weeks did you work in 1968? \_\_\_\_\_ [ ] NONE (GO TO E9)
- E8. About how many hours a week did you work when you worked? \_\_\_\_\_
- E9. How many weeks were you sick in 1968? \_\_\_\_\_
- E10. Then, how many weeks were you unemployed or laid off in 1968? \_\_\_\_\_

E11. INTERVIEWER: REFER TO E7, AND CHECK ONE:

WORKED IN 1968       DID NOT WORK IN 1968 (TURN TO E20, PAGE 14)

E12. On your last job, how much time did it take you to get to work each day, door to door?  
\_\_\_\_\_ ONE WAY       NONE (TURN TO E20, PAGE 14)

E13. Did you drive to work, use public transportation, walk, or what?

DRIVE (GO TO E14)       PUBLIC TRANSPORTATION (GO TO E17)       WALK (TURN TO E20, PAGE 14)       OTHER (GO TO E18)

(IF DRIVE)

E14. About how many miles was it to where you worked?  
\_\_\_\_\_ ONE WAY

E15. Did you pay for parking?  
 YES       NO (TURN TO E20, PAGE 14)

E16. How much did that cost you? \$ \_\_\_\_\_ per \_\_\_\_\_  
(TURN TO E20, PAGE 14)

(IF PUBLIC TRANSPORTATION)

E17. How much was the total cost of a one-way trip to work?  
\$ \_\_\_\_\_ ONE WAY  
(TURN TO E20, PAGE 14)

(IF OTHER)

E18. Did you have to pay anything to get to work and back?  
 YES       NO (TURN TO E20, PAGE 14)

E19. About how much did you pay?  
\$ \_\_\_\_\_ per \_\_\_\_\_  
(TURN TO E20, PAGE 14)

E20. When you were working, were there times when you were late getting to work?

YES       NO (GO TO E22)

E21. (IF YES) About how often did that happen? \_\_\_\_\_

E22. Were there times when you didn't get to work at all, even though you were not sick?

YES       NO (GO TO E24)

E23. (IF YES) How often did that happen? \_\_\_\_\_

E24. Are there jobs available around here that just aren't worth taking?

YES       NO (GO TO E26)

E25. How much do they pay? \$ \_\_\_\_\_ per \_\_\_\_\_  
(HOUR, WEEK)

E26. Would you be willing to move to another community if you could get a good job there?

YES, MAYBE, OR DEPENDS

NO

E27. How much would a job have to pay for you to be willing to move?  
\$ \_\_\_\_\_ per \_\_\_\_\_

E28. Why is that? \_\_\_\_\_  
\_\_\_\_\_  
\_\_\_\_\_

E29. Tell me about your last job -- how much choice did you have about the way you did the work?  
\_\_\_\_\_  
\_\_\_\_\_

E30. Would you like a job where you have more of a chance to make decisions than you did, or did you like it the way it was, or what?

MORE CHANCE TO MAKE DECISIONS       LIKED IT THE WAY IT WAS       OTHER \_\_\_\_\_  
\_\_\_\_\_  
\_\_\_\_\_

(SPECIFY)

(TURN TO G1, PAGE 17)

## SECTION F: IF RETIRED, PERMANENTLY DISABLED, HOUSEWIFE, OR STUDENT

F1. During the last year (1968) did you do any work for money?

YES       NO (GO TO F5)

F2. What kind of work did you do when you worked? (What was your occupation?)  
\_\_\_\_\_

F3. How many weeks did you work last year? \_\_\_\_\_

F4. About how many hours a week did you work (when you worked)? \_\_\_\_\_

(TURN TO G1, PAGE 17)

F5. Are you thinking about going to work?

YES       NO (TURN TO F13, PAGE 16)

F6. What kind of job do you have in mind? \_\_\_\_\_

F7. How much might you earn? \$ \_\_\_\_\_ per \_\_\_\_\_

F8. Would you have to get additional training to qualify? \_\_\_\_\_

F9. What have you been doing to find a job? \_\_\_\_\_

NOTHING (GO TO F11)

F10. How many places have you been to in the last few weeks to find out about a job?  
\_\_\_\_\_

F11. Are there jobs around here that just aren't worth taking?

YES       NO (TURN TO G1, PAGE 17)

F12. How much do they pay? \$ \_\_\_\_\_ per \_\_\_\_\_

(TURN TO G1, PAGE 17)

F13. INTERVIEWER: CHECK ONE

HEAD IS UNMARRIED WOMAN  
UNDER 50

ALL OTHERS (TURN TO G1, PAGE 17)

F14. Are you thinking about going to work sometime in the future?

YES       NO (TURN TO G1, PAGE 17)

F15. What does this depend on? \_\_\_\_\_

\_\_\_\_\_

\_\_\_\_\_

(TURN TO G1, PAGE 17)



## SECTION G: HOUSEWORK, FOOD AND CLOTHING

(ASK EVERYONE)

G1. Are you married, single, widowed, divorced, or separated?

MARRIED     SINGLE     WIDOWED     DIVORCED     SEPARATED

(Q's G2-G7 REFER TO WIFE'S OCCUPATION) (GO TO G8)

G2. Did your wife do any work for money in 1968?

YES     NO (GO TO G8)

G3. What kind of work did she do? \_\_\_\_\_

G4. About how many weeks did she work last year? \_\_\_\_\_

G5. And about how many hours a week did she work? \_\_\_\_\_

G6. How much time does it take her to get to work each day, door to door?  
 \_\_\_\_\_ ONE WAY     NONE (GO TO G8)

G7. What does this cost her per trip? \$ \_\_\_\_\_ ONE WAY

G8. INTERVIEWER: CHECK ONE. IF NECESSARY REFER TO COVERSHEET LISTING BOX

MARRIED WITH WIFE UNDER 45     UNMARRIED FEMALE HEAD UNDER 45 AND HAS OWN CHILDREN LIVING WITH HER     ALL OTHERS (TURN TO G12, PAGE 18)

G9. Do you expect to have any (more) children?

YES     NO     DON'T KNOW (TURN TO G12, PAGE 18)

G10. When do you think you might have (a, another) child?  
 \_\_\_\_\_

(TURN TO G12, PAGE 18)

G11. How sure are you that you won't have any (more) children?  
 \_\_\_\_\_

(TURN TO G12, PAGE 18)

(ASK EVERYONE)

G12. We're interested in the time people spend working around the house. Who does most of the housework in this family?

\_\_\_\_\_ (RELATION TO HEAD)

G13. About how much time (does he/she) (do you) spend on this housework in an average week -- I mean time spent cooking, cleaning, and other work around the house?

\_\_\_\_\_ HOURS PER WEEK

(ASK G14 IF 2 OR MORE PEOPLE IN FAMILY -- OTHERWISE GO TO G18)

G14. Does anyone else here in the household help with the housework?

YES     NO (GO TO G18)

	Person #1	Person #2
G15. Who is that?	_____ (RELATION TO HEAD)	_____ (RELATION TO HEAD)
G16. About how much time does (he/she) spend on housework in an average week?	_____ (HOURS PER WEEK)	_____ (HOURS PER WEEK)
G17. Anyone else? <input type="checkbox"/> YES (ASK G15-16 ABOVE) <input type="checkbox"/> NO (GO TO G18)		

(ASK EVERYONE)

G18. How about help from anyone outside your household -- did you (FAMILY) get any help with housework (or child care) from friends, relatives, or anyone else during 1968?

YES     NO (TURN TO G22, PAGE 19)

G19. What help did you get? \_\_\_\_\_

G20. About how many hours would you say they helped during 1968? \_\_\_\_\_ (HOURS)

G21. Did you pay for any of this help?  
 YES     NO (GO TO G22)

G21a. How much did this cost you for the year? \$ \_\_\_\_\_

(ASK EVERYONE)

G22. How much do you (FAMILY) spend on the food that you use at home in an average week?

\$ \_\_\_\_\_ PER WEEK

G23. Do you have any food delivered to the door which isn't included in that?

YES → G24. How much do you spend on that food? \$ \_\_\_\_\_ per \_\_\_\_\_  
 NO (GO TO G25) (WEEK, MONTH)

G25. How about alcoholic beverages -- how much do you (FAMILY) spend on that in an average week?\$ \_\_\_\_\_ PER WEEK  NONE (GO TO G27)G26. Is that included in the food bill?  YES  NO

G27. Do (any of) you smoke cigarettes?

 YES  NO (GO TO G30)

G28. About how many cigarettes do you (FAMILY) smoke in a day or week?

\_\_\_\_\_ per \_\_\_\_\_  
(CIGARETTES, PACKS, OR CARTONS) (DAY, WEEK)G29. Is that included in the food bill?  YES  NO

G30. Do you (or your family) get meals at work or at school?

 YES  NO (GO TO G34)G31. About how much do all these meals cost you (FAMILY) in an average week?\$ \_\_\_\_\_ PER WEEK  NOTHING, FREE  
(GO TO G33)

G32. Were any of these meals free, or at reduced cost?

 YES  NO (GO TO G34)

G33. About how much do you think these free meals saved you last year -- was it about \$25, \$50, \$100, \$200, or what?

ABOUT \$25  \$50  \$100  \$200  OTHER \_\_\_\_\_  
(SPECIFY APPROX. AMT.)

G34. About how much do you (FAMILY) spend in an average week eating out, not counting meals at work or at school?

\$ \_\_\_\_\_ PER WEEK

G35. Did you (FAMILY) raise any of your own food during 1968, or do any canning or freezing?

 YES  NO (GO TO G37)

G36. About how much did that save you in 1968 -- was it about \$25, \$50, \$100, \$200, or what?

ABOUT \$25  \$50  \$100  \$200  OTHER \_\_\_\_\_  
(SPECIFY APPROX. AMT.)

G37. Did you (FAMILY) get any help buying your food with government food stamps (commodity stamps)?

YES  NO  NOT ASKED: FAMILY CLEARLY INELIGIBLE  
(GO TO G41)

G38. How much would you say that saved you (FAMILY) in an average month?

\$ \_\_\_\_\_ PER MONTH (GO TO G41)

(IF  
DON'T  
KNOW)

G39. Tell me how you use the stamps. \_\_\_\_\_

G40. How much do you pay for the stamps?

\$ \_\_\_\_\_ per \_\_\_\_\_

G41. Did you (FAMILY) get any (other) free food during 1968?

 YES  NO (GO TO G43)

G42. About how much would you say that was worth in 1968 -- was it about \$25, \$50, \$100, \$200, or what?

ABOUT \$25  \$50  \$100  \$200  OTHER \_\_\_\_\_  
(SPECIFY APPROX. AMOUNT)

(ASK IF 2 OR MORE PEOPLE IN FU -- OTHERWISE TURN TO H1, PAGE 21)

G43. How many days a week does the family sit down and eat the main meal of the day together?

\_\_\_\_\_

## SECTION H: INCOME

(ASK EVERYONE)

To get an accurate financial picture of people all over the country, we need to know the income of all the families that we interview.

H1. (INTERVIEWER: CHECK ONE)

FARMER, OR RANCHER       NOT A FARMER OR RANCHER (GO TO H5)

H2. What were your total receipts from farming in 1968, including soil bank payments and commodity credit loans? \$ \_\_\_\_\_ A

H3. What were your total operating expenses, not counting living expenses? \$ \_\_\_\_\_ B

H4. That left you a net income from farming of? A-B= \$ \_\_\_\_\_ A-B

H5. Did you (R AND FAMILY) own a business at any time in 1968, or have a financial interest in any business enterprise?

YES       NO (GO TO H8)

H6. Is it a corporation or an unincorporated business, or do you have an interest in both kinds?

CORPORATION (GO TO H8)

UNINCORPORATED

BOTH

DON'T KNOW

H7. How much was your (FAMILY'S) share of the total income from the business in 1968 -- that is, the amount you took out plus any profit left in? \$ \_\_\_\_\_

(ASK EVERYONE)

H8. How much did you (HEAD) receive from wages and salaries in 1968, that is, before anything was deducted for taxes or other things? \$ \_\_\_\_\_

H9. In addition to this, did you have any income from bonuses, overtime, or commissions?

YES       NO (TURN TO H11, PAGE 22)

H10. How much was that? \$ \_\_\_\_\_

H11. Did you (HEAD) receive any other income in 1968 from:

(IF "YES" TO ANY ITEM, ASK "How much was it?" ENTER AMOUNT AT RIGHT)

a) professional practice or trade? \$ \_\_\_\_\_ per \_\_\_\_\_

b) farming or market gardening, roomers or boarders? \$ \_\_\_\_\_ per \_\_\_\_\_

c) dividends, interest, rent, trust funds, or royalties? \$ \_\_\_\_\_ per \_\_\_\_\_

(IF "NO" ENTER "0")

d) ADC, AFDC? \$ \_\_\_\_\_ per \_\_\_\_\_

e) other welfare? \$ \_\_\_\_\_ per \_\_\_\_\_

f) Social Security? \$ \_\_\_\_\_ per \_\_\_\_\_

g) other retirement pay, pensions, or annuities? \$ \_\_\_\_\_ per \_\_\_\_\_

h) unemployment, or workmen's compensation? \$ \_\_\_\_\_ per \_\_\_\_\_

i) alimony? Child support? \$ \_\_\_\_\_ per \_\_\_\_\_

j) help from relatives? \$ \_\_\_\_\_ per \_\_\_\_\_

k) anything else? \$ \_\_\_\_\_ per \_\_\_\_\_ (SPECIFY)

H12. Did anyone (else) not living here now help you (FAMILY) out financially -- I mean give you money, or help with your expenses during 1968?

YES       NO (GO TO H13)

H12a. How much did that amount to last year? \$ \_\_\_\_\_

H13. (INTERVIEWER: DOES HEAD HAVE WIFE IN DU?)

YES, WIFE IN DU       NO WIFE IN DU (TURN TO H16, PAGE 24)

H14. Did your wife have any income during 1968?

YES       NO (TURN TO H16, PAGE 24)

H15. Was it income from wages, salary, a business, or what?

\_\_\_\_\_  
(SOURCE)      (SOURCE)

H15a. How much was it before deductions? \$ \_\_\_\_\_ \$ \_\_\_\_\_

CHECK IF NO ONE OTHER THAN HEAD AND WIFE IN FU DURING 1968 (TURN TO H29, PAGE 26)

H16. Did anyone else living here have any income in 1968?	<input type="checkbox"/> YES <input type="checkbox"/> NO (TURN TO H29)
H17. Who was that? (ENTER RELATION TO HEAD AND AGE AT RIGHT)	RELATION TO HEAD AGE
H18. About how much did that amount to in 1968?	\$ _____ in 1968
H19. Was that from wages, a pension, a business or what?	(SOURCE)
IF WAGES OR BUSINESS	
H20. What kind of work did (he/she) do?	(OCCUPATION)
H21. Can you tell me about how many weeks (he/she) worked?	(WEEKS)
H22. About how many hours a week was that?	(HOURS)
H23. (IF DON'T KNOW) Was that more than half time?	
H24. Did (he/she) have any other income?	<input type="checkbox"/> YES <input type="checkbox"/> NO (GO TO H27)
H25. What was that from?	(SOURCE)
H26. How much was that last year?	\$ _____ in 1968
H27. Does (he/she) share in the family's expenses or what?	
H28. Is (he/she) likely to move away within the next few years?	

GO BACK TO H16, FOR 2ND, ETC. ADDITIONAL MEMBERS

<input type="checkbox"/> YES <input type="checkbox"/> NO (TURN TO H29)	<input type="checkbox"/> YES <input type="checkbox"/> NO (TURN TO H29)	<input type="checkbox"/> YES <input type="checkbox"/> NO (TURN TO H29)
RELATION TO HEAD AGE	RELATION TO HEAD AGE	RELATION TO HEAD AGE
\$ _____ in 1968	\$ _____ in 1968	\$ _____ in 1968
(SOURCE)	(SOURCE)	(SOURCE)
(OCCUPATION)	(OCCUPATION)	(OCCUPATION)
(WEEKS)	(WEEKS)	(WEEKS)
(HOURS)	(HOURS)	(HOURS)
<input type="checkbox"/> YES <input type="checkbox"/> NO (TURN TO H27)	<input type="checkbox"/> YES <input type="checkbox"/> NO (TURN TO H27)	<input type="checkbox"/> YES <input type="checkbox"/> NO (TURN TO H27)
(SOURCE)	(SOURCE)	(SOURCE)
\$ _____ in 1968	\$ _____ in 1968	\$ _____ in 1968
H27. _____	H27. _____	H27. _____
_____	_____	_____

(ASK EVERYONE)

H29. Did you get any other money in 1968 -- like a big settlement from an insurance company, or an inheritance?

YES       NO (GO TO H31)

H30. How much did that amount to? \$ \_\_\_\_\_ in 1968

H31. Now thinking of your (family's) total income, including everything, was it higher in 1968, or higher the year before, in 1967?

HIGHER IN 1968       HIGHER IN 1967       NO CHANGE (GO TO H33)

H32. Why was that -- was it something that just happened, or did (any of) you do something to cause the change? \_\_\_\_\_

H33. What about your (family's) expenses, were they unusually high in 1968 -- for example because of illness, accident, big repairs or purchases?

YES       NO (GO TO H35)

H34. Why was that? \_\_\_\_\_

H35. In general, would you say things were better for you (and your family) in 1968, or were they better the year before, in 1967?

BETTER IN 1968       BETTER THE YEAR BEFORE,       NO DIFFERENCE  
IN 1967      (GO TO H38)

H36. Why was that? \_\_\_\_\_

H37. Were they a lot better, or just a little better?

A LOT BETTER       JUST A LITTLE BETTER

H38. What about the next few years -- do you think you (and your family) will be better off, or worse off, or what? \_\_\_\_\_

H39. Why is that? \_\_\_\_\_

H40. Do you help support anyone who doesn't live here with you?

YES       NO (GO TO H45)

H41. How many? \_\_\_\_\_

H42. How much money did that amount to in the last year? \$ \_\_\_\_\_ in 1968

H43. Were any of these people dependent on you for more than half of their total support?

YES       NO (GO TO H45)

H44. How many? \_\_\_\_\_

H45. Would you feel you had to help your parents or other relatives (more) if you had more money? \_\_\_\_\_

H46. Do you (FAMILY) have any savings such as checking or savings accounts, or government bonds?

YES

H47. Would they amount to as much as two months' income or more?

YES       NO  
(TURN TO H49,  
PAGE 28)

NO

H48. Was there a time in the last five years when you had as much as two months' income saved up?

YES       NO

(ASK EVERYONE)

H49. Are you (HEAD) covered by some hospital or medical insurance like Blue Cross?

 YES NOH50. (ASK IF 2 OR MORE PEOPLE  
IN FAMILY)Does this insurance  
cover the entire  
family? YES  NO  
(GO TO H52a) (GO TO  
H51)H51. Can you get free medical care as  
a veteran, through medicaid, or  
any other way? YES  NO  
(GO TO H52a)

Now I have a few questions about your (HEAD's) health.

H52a. Do you have any physical or nervous condition that limits the kind of work you can do?

---

---

H52b. Do you have any physical or nervous condition that limits the amount of work you can do?

---

---

H52c. Does your health limit the work you can do around the house?

---

---

(ASK H53-54 IF "YES" TO H52a or b or c -- OTHERWISE, TURN TO H55)

H53. How long have you been limited in this way by your health? \_\_\_\_\_ YEARS

H54. Is your health getting better, or worse, or staying about the same?

---

---

(ASK IF 2 OR MORE PERSON FAMILY -- OTHERWISE TURN TO J1, PAGE 30)

H55. Is there anyone (else) in this family who is not working or not going to school because of poor health?

 YES  NO (GO TO H58)

H56. Who is that? \_\_\_\_\_ (RELATION TO HEAD) \_\_\_\_\_ (AGE)

H57. Why can't (he/she) (work/go to school)? \_\_\_\_\_  
\_\_\_\_\_

H58. Is there anyone (else) in this family who requires a lot of extra care?

 YES  NO (TURN TO J1, PAGE 30)

H59. Who is that? \_\_\_\_\_ (RELATION TO HEAD) \_\_\_\_\_ (AGE)

H60. Why does (he/she) need this care? \_\_\_\_\_  
\_\_\_\_\_

## SECTION J: TIME USE

J1. We're interested in how people spend their spare time. What things do you (HEAD) usually do in your spare time?

\_\_\_\_\_

\_\_\_\_\_

J2. Are you (HEAD) taking any courses or lessons?

YES       NO (GO TO J4)

J3. What are they? \_\_\_\_\_

J4. About how many hours do you (HEAD) usually watch television on an average weekday?

\_\_\_\_\_

J5. How often do you (HEAD) read a newspaper -- every day, once a week, or what?

NEVER

J6. How often do you (HEAD) go to church? \_\_\_\_\_

J7. How often do you (HEAD) go to social clubs or organizations? \_\_\_\_\_

J8. How often do you (HEAD) go to a bar or tavern? \_\_\_\_\_

J9. Do you (HEAD) belong to a labor union?

YES       NO (GO TO J11)

J10. How much did your union dues amount to last year? \$ \_\_\_\_\_

J11. Is there anything we haven't talked about that you are doing or planning to do that might make things different for you (and your family) in the future?

YES       NO (TURN TO K1, PAGE 31)

J12. Tell me about it.

\_\_\_\_\_

\_\_\_\_\_

\_\_\_\_\_

## SECTION K: FEELINGS

(INTERVIEWER: IF RESPONDENT SIMPLY REPEATS ONE OF THE ALTERNATIVES GIVEN IN A QUESTION, CIRCLE THAT WORD OR PHRASE. "YOU" MEANS RESPONDENT IN THIS SECTION.)

K1. Here is something different -- some questions about how you feel towards things.

Have you usually felt pretty sure your life would work out the way you want it to, or have there been more times when you haven't been very sure about it?

\_\_\_\_\_

K2. Are you the kind of person that plans his life ahead all the time, or do you live more from day to day?

\_\_\_\_\_

K3. When you make plans ahead, do you usually get to carry out things the way you expected, or do things usually come up to make you change your plans?

\_\_\_\_\_

K4. Would you say you nearly always finish things once you start them, or do you sometimes have to give up before they are finished?

\_\_\_\_\_

K5. How much do you like to do things that are difficult and challenging?

\_\_\_\_\_

K6. Would you rather spend your money and enjoy life today, or save more for the future?

\_\_\_\_\_

K7. Would you rather have a job that you like even if the chances for a raise were small, or a job you don't like which offers a good chance for making more money?

\_\_\_\_\_

\_\_\_\_\_

K8. Are you more often satisfied, or dissatisfied with yourself?

\_\_\_\_\_

K9. Do you have some limitations that keep you from getting ahead as far as you would like?

\_\_\_\_\_

K10. Do you get angry fairly easily, or does it take a lot to get you angry?

\_\_\_\_\_

K11. How much does it matter what other people think about you?

\_\_\_\_\_

K12. Do you trust most other people, some, or very few?

\_\_\_\_\_

K13. Do you spend much time figuring out ways to get more money?

\_\_\_\_\_

K14. Do you think a lot about things that might happen in the future, or do you usually just take things as they come?

\_\_\_\_\_

K15. Do you think the life of the average man is getting better or is it getting worse?

\_\_\_\_\_

K16. Are there a lot of people who have good things they don't deserve?

\_\_\_\_\_

## SECTION L: THE PAST

(ASK EVERYONE)

L1. Now a few questions about the past. Did you (HEAD) grow up on a farm, in a small town, in a large city, or what?

[ ] FARM [ ] SMALL TOWN [ ] LARGE CITY [ ] OTHER \_\_\_\_\_  
(SPECIFY)

L2. In what state and county was that? (EXAMPLE: NEW YORK, BRONX)

\_\_\_\_\_ (STATE) \_\_\_\_\_ (COUNTY)

(IF DON'T KNOW TO L2) → L3. What was the name of the nearest town? \_\_\_\_\_  
(TOWN)

L4. What other states or countries have you lived in? \_\_\_\_\_

L5. INTERVIEWER: CHECK ONE

[ ] THIS IS NEW HEAD [ ] THIS IS SAME HEAD AS IN 1968 (GO TO PAGE 3 OF COVER SHEET)

(ASK IF NEW RESPONDENT)

L6. Were your parents poor when you were growing up, pretty well off, or what?

\_\_\_\_\_

L7. How much education did your father have? \_\_\_\_\_

(IF LESS THAN 6 GRADES) → L8. Could he read and write? \_\_\_\_\_

L9. How many grades of school did you (HEAD) finish? \_\_\_\_\_

(IF 6 GRADES OR LESS)

L10. Did you get any other training?

[ ] YES [ ] NO (GO TO L12)

L11. What was it? \_\_\_\_\_

L12. Do you have any trouble reading?

\_\_\_\_\_

(TURN TO L16, PAGE 34)

(IF 7 GRADES OR MORE)

L13. Did you have any other schooling?

[ ] YES [ ] NO (TURN TO L16)

L14. What other schooling did you have? \_\_\_\_\_

(IF COLLEGE) L15. Do you have a college degree?

[ ] YES [ ] NO (TURN TO L16, PAGE 34)

L15a. What degree(s) did you receive? \_\_\_\_\_

(TURN TO L16, PAGE 34)



